

DLM SWITCH BUTTON KITS AND SWITCH BUTTON ENGRAVING

LMSW/DW/PW/DM-KIT-100 SERIES

LMSW/DM-KIT-600 SERIES

Field replaceable buttons for LMSW-100 Series, LMDM-101 Wall Switches, and LMDW and LMPW Wall Switch Sensors as well as wireless switches (LMSW-605, and LMDM-601)

Available for 1-, 2-, 3-, 4-, 8-button wall switches, 1-button dimming switch, 5-button scene switch, and 1- and 2-button wall switch sensors

Choice of white, light almond, ivory, gray, black, and red; includes matching trim ring for complete color change



Customized engraving option

Button kits snap onto existing switches without tools for fast, easy color update or personalization.

Ideal for switch labeling, building remodeling, or re-purposing of controls



DESCRIPTION

The LMSW-KIT-100 Series, LMDW-KIT-100 Series, LMPW-KIT-101 Series, LMDM-KIT-101, LMDM-KIT-601, and LMSW-KIT-605 are replacement button trim color kits that are compatible with all Digital Lighting Management (DLM) LMSW Switches, LMDW and LMPW Wall Switch Sensors, and LMDM Dimming Wall Switches. They are available with or without custom engraving.

INSTALLATION

The button kits can be easily installed without removing the switch from the wall. With the wall plate off, the installer simply presses gently on each side of the existing buttons and pulls the trim ring off, followed by the buttons, which are part of a single unit. The new button unit replaces the old one, and the new trim ring snaps on to hold the buttons in place.

ENGRAVED BUTTON LABELS

If labeled buttons are required, complete an order form for custom engraving. Each button can be custom-engraved with exacting detail, using indelible ink applied by a high speed laser etching machine. Full-width button labels for 1-, 2-, 3-, and 4-button switches may include up to fifteen characters. Half-width button labels for 5- and 8-button switches may include up to seven characters.

APPLICATIONS

DLM button kits are ideal for changing the appearance of a switch as part of a remodel or new decoration scheme, or because of damage. Engraved button kits provide an easy, professional-style solution to personalizing switches for any application. Button labels typically comprise the name of the controlled lights or the purpose of the lighting scene (e.g. sconces, downlights and wallwashers, or meeting, AV and whiteboard).

FEATURES

- Kits available for all Digital Lighting Management wall switches, dimming switches and scene switches
- Six color options
- Easy to install in the field without removing the switch from the wall
- Optional engraving with custom text
- The product meets the materials restrictions of RoHS
- Five year warranty on replacement button kits, and all LMSW, LMDM, LMDW, and LMPW models

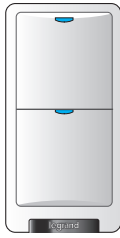
| | | | |
|---------|--|-------------------|--|
| PROJECT | | LOCATION/ TYPE | |
|---------|--|-------------------|--|

DLM SWITCH MODELS

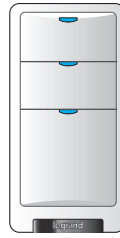
Kits are Available for Wall Switches, Dimming Switches, Scene Switches, and Wall Switch Sensors



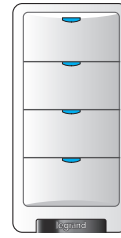
LMSW-101



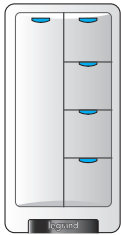
LMSW-102



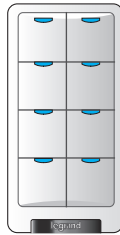
LMSW-103




LMSW-104



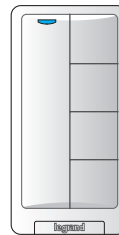
LMSW-105



LMSW-108



LMDM-101



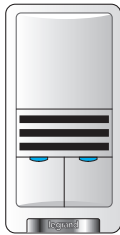
LMSW-605



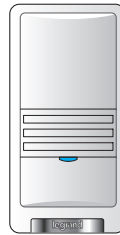
LMDM-601



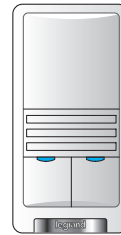
LMDW-101



LMDW-102



LMPW-101



LMPW-102

ORDERING INFORMATION

| Catalog # | Color | Description |
|--|--------------|--|
| <input type="checkbox"/> LMSW-KIT-101-W | White | 1-Button Kit for Wall Switch, no engraving |
| <input type="checkbox"/> LMSW-KIT-101-LA | Light Almond | |
| <input type="checkbox"/> LMSW-KIT-101-I | Ivory | |
| <input type="checkbox"/> LMSW-KIT-101-G | Gray | |
| <input type="checkbox"/> LMSW-KIT-101-B | Black | |
| <input type="checkbox"/> LMSW-KIT-101-R | Red | |
| <input type="checkbox"/> LMSW-KIT-102-W | White | 2-Button Kit for Wall Switch, no engraving |
| <input type="checkbox"/> LMSW-KIT-102-LA | Light Almond | |
| <input type="checkbox"/> LMSW-KIT-102-I | Ivory | |
| <input type="checkbox"/> LMSW-KIT-102-G | Gray | |
| <input type="checkbox"/> LMSW-KIT-102-B | Black | |
| <input type="checkbox"/> LMSW-KIT-102-R | Red | |
| <input type="checkbox"/> LMSW-KIT-103-W | White | 3-Button Kit for Wall Switch, no engraving |
| <input type="checkbox"/> LMSW-KIT-103-LA | Light Almond | |
| <input type="checkbox"/> LMSW-KIT-103-I | Ivory | |
| <input type="checkbox"/> LMSW-KIT-103-G | Gray | |
| <input type="checkbox"/> LMSW-KIT-103-B | Black | |
| <input type="checkbox"/> LMSW-KIT-103-R | Red | |
| <input type="checkbox"/> LMSW-KIT-104-W | White | 4-Button Kit for Wall Switch, no engraving |
| <input type="checkbox"/> LMSW-KIT-104-LA | Light Almond | |
| <input type="checkbox"/> LMSW-KIT-104-I | Ivory | |
| <input type="checkbox"/> LMSW-KIT-104-G | Gray | |
| <input type="checkbox"/> LMSW-KIT-104-B | Black | |
| <input type="checkbox"/> LMSW-KIT-104-R | Red | |
| <input type="checkbox"/> LMSW-KIT-105-W | White | 5-Button Kit for Scene Switch, no engraving |
| <input type="checkbox"/> LMSW-KIT-105-LA | Light Almond | |
| <input type="checkbox"/> LMSW-KIT-105-I | Ivory | |
| <input type="checkbox"/> LMSW-KIT-105-G | Gray | |
| <input type="checkbox"/> LMSW-KIT-105-B | Black | |
| <input type="checkbox"/> LMSW-KIT-105-R | Red | |
| <input type="checkbox"/> LMSW-KIT-108-W | White | 8-Button Kit for Wall Switch, no engraving |
| <input type="checkbox"/> LMSW-KIT-108-LA | Light Almond | |
| <input type="checkbox"/> LMSW-KIT-108-I | Ivory | |
| <input type="checkbox"/> LMSW-KIT-108-G | Gray | |
| <input type="checkbox"/> LMSW-KIT-108-B | Black | |
| <input type="checkbox"/> LMSW-KIT-108-R | Red | |
| <input type="checkbox"/> LMDM-KIT-101-W | White | 1-Button Kit for Dimming Wall Switch, no engraving |
| <input type="checkbox"/> LMDM-KIT-101-LA | Light Almond | |
| <input type="checkbox"/> LMDM-KIT-101-I | Ivory | |
| <input type="checkbox"/> LMDM-KIT-101-G | Gray | |
| <input type="checkbox"/> LMDM-KIT-101-B | Black | |
| <input type="checkbox"/> LMDM-KIT-101-R | Red | |

| Catalog # | Color | Description |
|--|--------------|---|
| <input type="checkbox"/> LMSW-KIT-605-W | White | 5-Button Kit for Wireless Scene Switch, no engraving |
| <input type="checkbox"/> LMSW-KIT-605-LA | Light Almond | |
| <input type="checkbox"/> LMSW-KIT-605-I | Ivory | |
| <input type="checkbox"/> LMSW-KIT-605-G | Gray | |
| <input type="checkbox"/> LMSW-KIT-605-B | Black | |
| <input type="checkbox"/> LMSW-KIT-605-R | Red | |
| <input type="checkbox"/> LMDM-KIT-601-W | White | 1-Button Kit for Wireless Dimming Wall Switch, no engraving |
| <input type="checkbox"/> LMDM-KIT-601-LA | Light Almond | |
| <input type="checkbox"/> LMDM-KIT-601-I | Ivory | |
| <input type="checkbox"/> LMDM-KIT-601-G | Gray | |
| <input type="checkbox"/> LMDM-KIT-601-B | Black | |
| <input type="checkbox"/> LMDM-KIT-601-R | Red | |
| <input type="checkbox"/> LMDW-KIT-101-W | White | 1-Button Kit for Dual Technology Wall Switch Sensor, no engraving |
| <input type="checkbox"/> LMDW-KIT-101-LA | Light Almond | |
| <input type="checkbox"/> LMDW-KIT-101-I | Ivory | |
| <input type="checkbox"/> LMDW-KIT-101-G | Gray | |
| <input type="checkbox"/> LMDW-KIT-101-B | Black | |
| <input type="checkbox"/> LMDW-KIT-101-R | Red | |
| <input type="checkbox"/> LMDW-KIT-102-W | White | 2-Button Kit for Dual Technology Wall Switch Sensor, no engraving |
| <input type="checkbox"/> LMDW-KIT-102-LA | Light Almond | |
| <input type="checkbox"/> LMDW-KIT-102-I | Ivory | |
| <input type="checkbox"/> LMDW-KIT-102-G | Gray | |
| <input type="checkbox"/> LMDW-KIT-102-B | Black | |
| <input type="checkbox"/> LMDW-KIT-102-R | Red | |
| <input type="checkbox"/> LMPW-KIT-101-W | White | 1-Button Kit for PIR Wall Switch Sensor, no engraving |
| <input type="checkbox"/> LMPW-KIT-101-LA | Light Almond | |
| <input type="checkbox"/> LMPW-KIT-101-I | Ivory | |
| <input type="checkbox"/> LMPW-KIT-101-G | Gray | |
| <input type="checkbox"/> LMPW-KIT-101-B | Black | |
| <input type="checkbox"/> LMPW-KIT-101-R | Red | |
| <input type="checkbox"/> LMPW-KIT-102-W | White | 2-Button Kit for PIR Wall Switch Sensor, no engraving |
| <input type="checkbox"/> LMPW-KIT-102-LA | Light Almond | |
| <input type="checkbox"/> LMPW-KIT-102-I | Ivory | |
| <input type="checkbox"/> LMPW-KIT-102-G | Gray | |
| <input type="checkbox"/> LMPW-KIT-102-B | Black | |
| <input type="checkbox"/> LMPW-KIT-102-R | Red | |

ENGRAVING OPTION

| Catalog # | Description |
|---------------------------------------|---|
| <input type="checkbox"/> LM-Engraving | Engraving for button kit(s) selected from Catalog Numbers above |

To order custom-engraved button kits, complete the online ordering form and provide complete labeling information.

27569r1 Rev 10/21