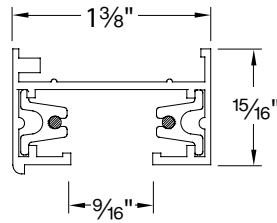


L TRACK

120V Single Circuit Track System



WAC LIGHTING

Responsible Lighting®

Fixture Type:

Catalog Number:

Project:

Location:

PRODUCT DESCRIPTION

Designed for nearly every application and interior environment, our extensive 120V Track collection offers hundreds of luminaires that integrate cutting edge design and aerospace detailing with designer glass and metal finishes. Versatile yet sturdy, the track systems can be surface mounted or suspended from the ceiling, liberating luminaires from the constraints of rigid mountings and enabling the lighting design to adapt to changing styles and spaces.

FEATURES

- May be field cut and easily installed on a variety of surfaces
- Available extension accessories
- Use compatible Quick Connect™ pendants and fixtures with each system
- End caps and mounting hardware included
- Retrofits into many popular track systems on the market today.

SPECIFICATIONS

Materials: Aluminum extrusion with copper bus wire.

Electrical: 20 Amps rated, 120V. It is common practice to use tracks at 80% capacity to insure compatibility with dimmers and connectors (1920W maximum).

Mounting: Can be installed on drywall, or suspended ceilings.

Standards: UL & CUL listed

Selecting Connectors (example using L Track)

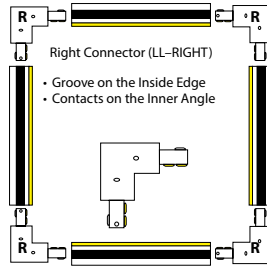
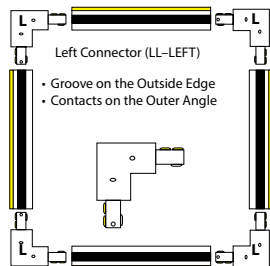
In order to select the appropriate connectors to maintain electrical continuity, start at your power source and walk the length of the track. If you turn left, use a left connector. If you turn right, use a right connector.

Polarity is just a matter of matching ends

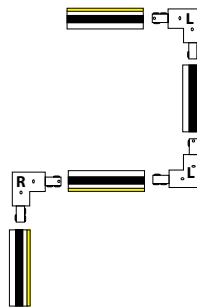
One side of an "L" Track has an indicator groove running its length

• Using a left connector, the track would run with the groove along the outside

• Using a right connector, the track would run with the groove along the inside



■ = Electrical Continuity



ORDER NUMBER

Model	Length	Finish
LT	2	BK Black BN Brushed Nickel WT White
	4	
	6	
	8	

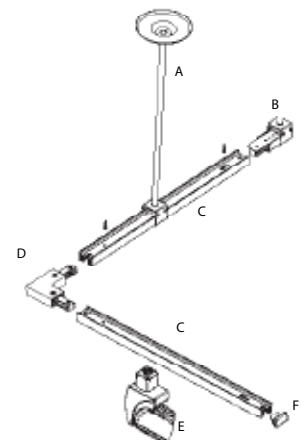
Each section includes two matching end caps.



Example: **LT6-WT**

Sample Layout

A	SK18	18" Track suspension rod
B	LLE	Live end connector
C	LT2	2 foot Section of L Track
D	LL-LEFT	"L" Connector (Left)
E	L-LED175-27	LEDme™ LED track head
F	L-ENDCAP	End Cap (included with track section)



WAC Lighting

www.waclighting.com

Phone (800) 526.2588 • Fax (800) 526.2585

Headquarters/Eastern Distribution Center

44 Harbor Park Drive • Port Washington, NY 11050

Phone (516) 515.5000 • Fax (516) 515.5050

Western Distribution Center

1750 Archibald Avenue • Ontario, CA 91760
































Phone (800) 526.2588 • Fax (800) 526.2585

L TRACK

120V Single Circuit Track System

WAC LIGHTING

Responsible Lighting®

Accessories		Model	Finish	Description	Adapters		Model	Finish	Description																																																																	
Live End Connector		LLE	BK BN WT	4 1/4" x 1 3/8" x 3/4" Use for direct wiring through ceiling. Canopy plate required when using with a junction box.	Quick Connect™ Adapter		EN-LQ50AR	BK BN WT	Connects pendant or fixture to track.																																																																	
Live End BX Connector		LBXLE	BK BN WT	5 3/4" x 1 3/8" x 1 1/4" Use with surface mounted BX or non-metallic sheathed cable. Also provides through the ceiling connection.	Monopoint Canopy Adapter		LMP	BK BN WT	Mount a single system track fixture to a junction box.																																																																	
"I" Power Connector		LI-PWR	BK BN WT	7" x 1 3/8" x 3/4" Power entry point at the connection of 2 tracks.	Track Suspension <table border="1"> <thead> <tr> <th>Model</th> <th>Finish</th> <th>Description</th> </tr> </thead> <tbody> <tr> <td rowspan="4">All Track Suspension Kit</td> <td rowspan="4">SK</td> <td>18 18"</td> <td rowspan="4">BK BN WT</td> <td rowspan="4">Extends track from ceiling. Includes track bracket, rod and ceiling canopy.</td> </tr> <tr> <td>24 24"</td> </tr> <tr> <td>36 36"</td> </tr> <tr> <td>48 48"</td> </tr> <tr> <td rowspan="4">Suspension Kit Extender</td> <td rowspan="4">R</td> <td>18 18"</td> <td rowspan="4">BK BN WT</td> <td rowspan="4">Use with Rod Coupler (RI) to further extend track from ceiling.</td> </tr> <tr> <td>24 24"</td> </tr> <tr> <td>36 36"</td> </tr> <tr> <td>48 48"</td> </tr> <tr> <td>72 72"</td> </tr> <tr> <td>Sloped Ceiling Adapter</td> <td></td> <td>SK14</td> <td>BK BN WT</td> <td>Use with suspension kits for sloped ceilings</td> </tr> <tr> <td>Rod Coupler</td> <td></td> <td>RI</td> <td>BK BN WT</td> <td>Join two rods for suspensions longer than 48".</td> </tr> <tr> <td>Suspension Adjustment Collar kit</td> <td></td> <td>SK05</td> <td>BK BN WT</td> <td>Used when suspension rod is field cut to custom lengths. One kit of two required for each rod. Includes two collars</td> </tr> <tr> <td>Low Voltage Track Head Extension</td> <td></td> <td rowspan="4">X</td> <td>6 6"</td> <td rowspan="4">BK BN WT</td> <td rowspan="4">Extends low voltage track heads from track. Specify extension, fixture and finish. Only available as complete unit.</td> </tr> <tr> <td></td> <td>12 12"</td> </tr> <tr> <td></td> <td>18 18"</td> </tr> <tr> <td></td> <td>24 24"</td> </tr> <tr> <td></td> <td></td> <td></td> <td>36 36"</td> <td></td> <td></td> </tr> <tr> <td></td> <td></td> <td></td> <td>48 48"</td> <td></td> <td></td> </tr> <tr> <td>Wall Mount Suspension Bracket</td> <td></td> <td>TBKT</td> <td>18"</td> <td>BK BN WT</td> <td>Extends track 24" from wall. Use two per 4' length, three per 8' length.</td> </tr> </tbody> </table>					Model	Finish	Description	All Track Suspension Kit	SK	18 18"	BK BN WT	Extends track from ceiling. Includes track bracket, rod and ceiling canopy.	24 24"	36 36"	48 48"	Suspension Kit Extender	R	18 18"	BK BN WT	Use with Rod Coupler (RI) to further extend track from ceiling.	24 24"	36 36"	48 48"	72 72"	Sloped Ceiling Adapter		SK14	BK BN WT	Use with suspension kits for sloped ceilings	Rod Coupler		RI	BK BN WT	Join two rods for suspensions longer than 48".	Suspension Adjustment Collar kit		SK05	BK BN WT	Used when suspension rod is field cut to custom lengths. One kit of two required for each rod. Includes two collars	Low Voltage Track Head Extension		X	6 6"	BK BN WT	Extends low voltage track heads from track. Specify extension, fixture and finish. Only available as complete unit.		12 12"		18 18"		24 24"				36 36"						48 48"			Wall Mount Suspension Bracket		TBKT	18"	BK BN WT	Extends track 24" from wall. Use two per 4' length, three per 8' length.
Model	Finish	Description																																																																								
All Track Suspension Kit	SK	18 18"	BK BN WT	Extends track from ceiling. Includes track bracket, rod and ceiling canopy.																																																																						
		24 24"																																																																								
		36 36"																																																																								
		48 48"																																																																								
Suspension Kit Extender	R	18 18"	BK BN WT	Use with Rod Coupler (RI) to further extend track from ceiling.																																																																						
		24 24"																																																																								
		36 36"																																																																								
		48 48"																																																																								
72 72"																																																																										
Sloped Ceiling Adapter		SK14	BK BN WT	Use with suspension kits for sloped ceilings																																																																						
Rod Coupler		RI	BK BN WT	Join two rods for suspensions longer than 48".																																																																						
Suspension Adjustment Collar kit		SK05	BK BN WT	Used when suspension rod is field cut to custom lengths. One kit of two required for each rod. Includes two collars																																																																						
Low Voltage Track Head Extension		X	6 6"	BK BN WT	Extends low voltage track heads from track. Specify extension, fixture and finish. Only available as complete unit.																																																																					
	12 12"																																																																									
	18 18"																																																																									
	24 24"																																																																									
			36 36"																																																																							
			48 48"																																																																							
Wall Mount Suspension Bracket		TBKT	18"	BK BN WT	Extends track 24" from wall. Use two per 4' length, three per 8' length.																																																																					
"L" Connector Left		LL-LEFT	BK BN WT	4 1/4" x 4 1/4" x 3/4" Use to join 2 track sections to make power feedable 90° left polarity turns.																																																																						
"L" Connector Right		LL-RIGHT																																																																								
"T" Connector		LT	BK BN WT	7 1/4" x 4 1/4" x 3/4" Use to join 3 track sections. Power feedable on H and J only. "T" Connector with opposite polarity can be custom ordered.																																																																						
"X" Connector		LX	BK BN WT	7 1/8" x 7 1/8" x 3/4" Use to join 4 track sections. Power feedable on H and J only.																																																																						
"I" Connector		LI	BK BN WT	3 1/8" x 1 3/8" x 3/4" Use to join two sections of track with electrical continuity.																																																																						
"I" Dead End Connector		LI-DEC	BK BN WT	3 1/8" x 1 3/8" x 3/4" Joins two sections of track without electrical continuity.																																																																						
Flexible Track Connector		LFLX	BK BN WT	9 3/4" x 1 3/8" x 3/4" Connects two track sections at variable angles. Use as a transition from wall-to-wall, wall-to-ceiling, or ceiling-to-ceiling. Power feedable.																																																																						
Suspension Loop		L-LOOP	BK BN WT	1 3/8" x 1 3/8" x 3" 3" electrical loop accepts chain hung fixtures up to 35lbs. Contains compartment for electrical connections.																																																																						
15' Cord, Male Plug w/ Switch		LCORDSET	BK WT	15' Maximum capacity: 7A, 800W, 120V.																																																																						
T-Bar Drop Ceiling Attach		T-BARCLIP		1 1/2" x 1 1/4" Attaches track to T-bar drop ceilings. Use two for 2 foot or 4 foot tracks, three for 6 foot or 8 foot tracks.																																																																						
Canopy Plate		CP	BK BN WT	4 1/2" x 4 1/2" Covers a standard 4" junction box. Use with any powerable connectors.																																																																						
Floating Canopy Connector		LFC	BK BN WT	4 1/4" x 4 1/4" x 1 3/8" Connects to octagon box. Allows track to be powered anywhere along the length of the track.																																																																						