

A close-up, slightly blurred photograph of a car's side mirror and door area being washed by a large, rotating brush. The brush has thick bristles in alternating red and yellow colors. Water spray is visible around the car's surface.

Bring on the pressure.

Impact-resistant linear LED washdowns.

RAB[®]
LIGHTING
RABWEB.COM • 888-722-1000

SHARK™



- Impact-resistant linear washdown
- Ideal for car washes, tunnels, stairwells and other hard-to-reach areas where relamping is difficult and costly
- Available in 2 sizes and 4 wattages
- Versatile mounting options: Chain, junction box, angled surface mount or vandal-resistant surface mount
- IP66 Rating protects against dust & water ingress
- 0 - 10V dimming
- 100,000-Hour LED lifespan



Durable, 5VA impact-resistant polycarbonate housing



Textured, diffuse polycarbonate lens for low glare & maximum protection



Quick, toolless entry access via stainless steel fastening clips.



Two tethers connect housing to LED board, allowing for easy, single-person wiring.



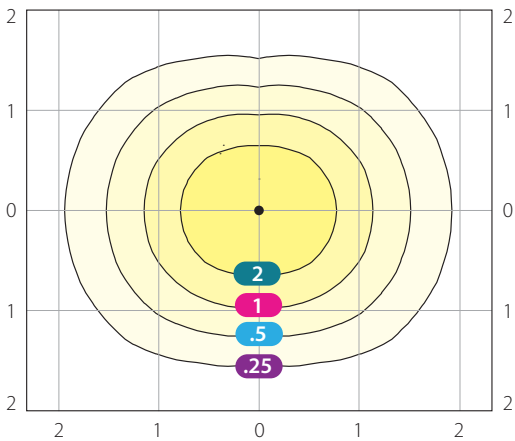
Fully gasketed lens and plugs seal out moisture and dust with an IP66 rating.



Accessory mounting kits available for chains, junction box, angled surface mount and vandal-resistant surface mount

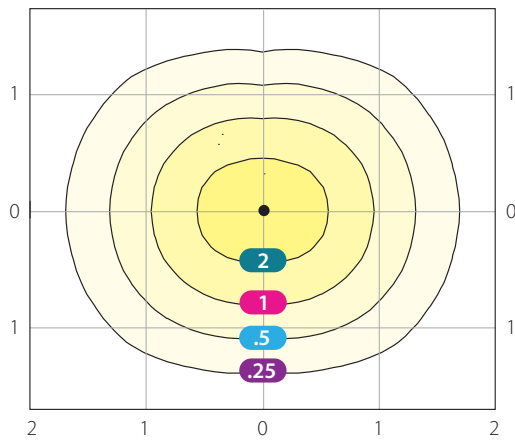
Photometrics

SHARK 2' 18W
12' Mounting Ht.
5000K
Photometric Report
#RAB01118



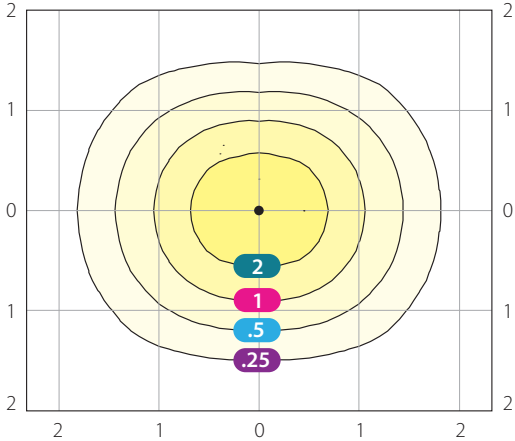
Mounting Height	8	10	12	14	16
Multiplier	2.3	1.4	1.0	0.7	0.6

SHARK 2' 25W
16' Mounting Ht.
5000K
Photometric Report
#RAB01128



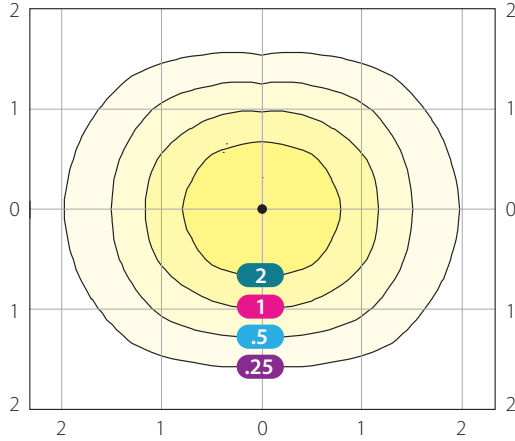
Mounting Height	12	14	16	18	20
Multiplier	1.8	1.3	1.0	0.8	0.6

SHARK 4' 36W
18' Mounting Ht.
5000K
Photometric Report
#RAB00963



Mounting Height	14	16	18	20	22
Multiplier	1.7	1.3	1.0	0.8	0.7

SHARK 4' 50W
18' Mounting Ht.
5000K
Photometric Report
#RAB00969

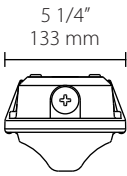
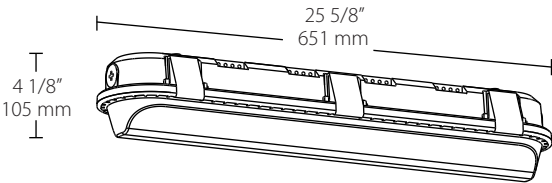


Mounting Height	14	16	18	20	22
Multiplier	1.7	1.3	1.0	0.8	0.7

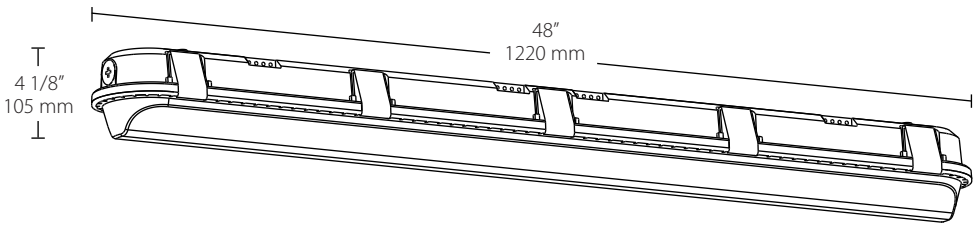
Grid scales: Multiples of mounting height • Values shown in footcandles

Dimensions and weights

SHARK 2 ft.
Weight: 7.5 lbs



SHARK 4 ft.
Weight: 13 lbs



SHARK® Specifications

UL Listing: Suitable for wet locations

LED: Long-life, high-efficiency surface mount LEDs

Lifespan: 100,000-hour LED lifespan based on IES LM-80 results and TM-21 calculations

IP Rating: IP66, protected against dust and water ingress

Drivers:

18W: Class 2, 50/60 Hz., 100 - 277V, 4kV surge protection, 90% pF, <20% THD, 0-10V dimming; 120V: 0.16A, 208V: 0.09A, 240V: 0.08A, 277V: 0.07A

25W: Class 2, 50/60 Hz., 100 - 277V, 4kV surge protection, 90% pF, <20% THD, 0-10V dimming; 120V: 0.21A, 208V: 0.12A, 240V: 0.11A, 277V: 0.09A

36W: Class 2, 50/60 Hz., 100 - 277V and 480V, 4kV surge protection, 90% pF, <20% THD, 0-10V dimming; 120V: 0.31A, 208V: 0.18A, 240V: 0.16A, 277V: 0.14A, 480V: 0.08A

50W: Class 2, 50/60 Hz., 100 - 277V and 480V, 4kV surge protection, 90% pF, <20% THD, 0-10V dimming; 120V: 0.42A, 208V: 0.24A, 240V: 0.21A, 277V: 0.18A, 480V: 0.12A

5000K Color Temperature

	2-Foot		4-foot	
Nominal Watts @120V	18W	25W	36W	50W
Input Watts	19	26	37	48
Output Lumens	2218	2697	4192	5161
Lumens Per Watt	116	106	114	108
Color Accuracy (CRI)	74	74	75	75

3500K Color Temperature

	2-Foot		4-foot	
Nominal Watts @120V	18W	25W	36W	50W
Input Watts	19	25	36	48
Output Lumens	2170	2636	4234	5265
Lumens Per Watt	113	104	117	110
Color Accuracy (CRI)	75	75	74	74

4000K Color Temperature

	2-Foot		4-foot	
Nominal Watts @120V	18W	25W	36W	50W
Input Watts	19	26	37	48
Output Lumens	2179	2722	4134	5102
Lumens Per Watt	114	106	113	107
Color Accuracy (CRI)	73	73	74	74

3000K Color Temperature

	2-Foot		4-foot	
Nominal Watts @120V	18W	25W	36W	50W
Input Watts	19	25	37	48
Output Lumens	2076	2561	4172	5080
Lumens Per Watt	109	101	112	106
Color Accuracy (CRI)	74	74	72	72

Ambient Temperature: Suitable for use in 40°C (104°F) ambient temperatures

Cold Weather Starting: The minimum starting temperature is -40°C (-40°F).

Housing: 5VA impact-resistant polycarbonate. 1/2" openings for conduit and bushing/cord entry.

Mounting: Quick-mount, surface, stainless steel spring clips supplied. 4 additional mounting accessory kits available.

Lens: Textured, diffuse polycarbonate lens for low glare and maximum protection

Gaskets: EVA silicone foam

Color Stability: LED color temperature warranted not to shift more than 200K in CCT in 5 years

Color Uniformity: RAB's range of CCT (Correlated Color Temperature) follows the guidelines of the American National Standard for Specifications for the Chromaticity of Solid State Lighting (SSL) Products, ANSI C78.377-2015.

Green Technology: Mercury and UV free, and RoHS compliant

IESNA LM-79 & LM-80 Testing: RAB LED luminaires have been tested by an independent laboratory in accordance with IESNA LM-79 and LM-80, and have received the Department of Energy "Lighting Facts" label.

Ordering information

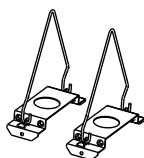
Product Family	Length	Wattage	Finish	Color Temp	Driver Options	Battery Backup
SHARK			W		/D10	/E2
	2 2 ft. 4 4 ft.	18 18W (2 ft.) 25 25W (2 ft.) 36 36W (4 ft.) 50 50W (4 ft.)	W White	Blank 5000K N 4000K YN 3500K Y 3000K	/480 480V*	Blank No backup /E2 Emergency battery backup**

*Only available for 4 ft (36W and 50W) models, and only available as on/off driver.

**Not available for 480V models.

Mounting accessories

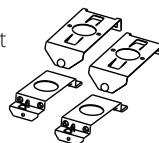
VHOOKSHARK
Chain mounting
brackets



JBSHARK
Junction box
mounting
bracket



CMSHARK
Vandal-resistant
surface mount
brackets



ANGSHARK
45° angle
surface mount
brackets

