

VANDALPROOF LIGHTS



Ideal for high abuse areas in public buildings, schools, garages and parks.

Available in Bronze and White

Both Vandalproof Center Pin Torx and slotted Phillips head screws supplied



Tough polycarbonate refractors

Die cast aluminum housings

*Call for Fast Quotes & Fast Delivery
Call RAB at 888 RAB-1000*

Cross References on pages 158-161



Play Ball! RAB Vandalproof lights are installed in Yankee Stadium.

CFL & VAN1 Incandescent

Compact fixture:
7, 9, 13 or 14 watt fluorescent,
75 watt max. incandescent. Reflector
is die-formed heavy gauge steel in
white finish with clear vandalproof
polycarbonate refractor. CFL lamp
supplied. Incandescent lamp not
supplied.

Finish: ○ White



Product Information

Compact Fluorescent
Lamp supplied with fixture



High Pressure Sodium
Lamp supplied with fixture

Metal Halide
Lamp supplied with fixture
For UV coated lamp, consult factory

PS* = Pulse Start

Incandescent
Lamp not supplied

Factory Installed Options
Add suffix to catalog number

Specifications

UL Listing:
Suitable for wet locations. Fixtures can be
wired with 90°C supply wiring if supply
wires are routed 3" away from ballast.

Sockets:
HPS & MH
Medium base 4kv Pulse Rated Glazed
porcelain
CFL
Plug-in type, thermoplastic

Reflector:
Injection molded polycarbonate, designed
for maximum structural strength.

HID Quartz restrrike:
Add suffix "QR" to Van3 (50w restrrike)
or Van5 (100w restrrike) for HOT restrrike.
Provides immediate illumination in case
of momentary power failure.

RAB TEL 888 RAB 1000
FAX 888 RAB 1232
www.rabweb.com

Total Watts	Lamp Type	Lamp Base	Ballast	Lamp ANSI	Initial Lumens	Lamp Hours
7	7w Twin	G23	NPF 120VNPF		400	10,000
9	9w Quad	G23	120VNPF		525	10,000
13	13w Quad	GX23	120VNPF		860	10,000
14	2-7w Twin	G23	120V		800	10,000
26	2-13w Twin	GX23	NPF120V		1,800	10,000
26	26w Triple	GX24q-3	Electronic QT		1,800	12,000
32	32w Triple	GX24q-3	Electronic QT		2,400	12,000
42	42w Triple	GX24q-4	Electronic QT		3,200	12,000
52	2-26w Triple	GX24q-3	Electronic QT		3,600	12,000
64	2-32w Triple	GX24q-3	Electronic QT		4,800	12,000
84	2-42w Triple	GX24q-4	Electronic QT		6,400	12,000
96	3-32w Triple	GX24q-3	Electronic QT		7,200	12,000
35	ED17	Med	R-NPF 120V	S76	2,250	24,000
50	ED17	Med	R-NPF 120V	S68	4,000	24,000
70	ED17	Med	R-NPF 120V	S62	6,400	24,000
100	ED17	Med	R-NPF 120V	S54	9,500	24,000
100	ED17	Med	HX-HPF QT	S54	9,500	24,000
150	ED17	Med	R-NPF 120V	S55	16,000	24,000
150	ED17	Med	HX-HPF QT	S55	16,000	24,000
50	ED17	Med	HX-HPF 120V	M110	3,400	10,000
70	ED17	Med	HX-HPF QT	M98	5,600	15,000
100	ED17	Med	HX-HPF QT	M90	9,000	15,000
125	ED17	Med	CWA QT	M150	12,000	15,000
150	ED17	Med	CWA QT	M102	14,000	15,000
150	ED17	Med	CWA-HPF QT	M107	13,500	10,000
175	ED17	Med	CWA-HPF QT	M57	15,000	10,000
75	A-19	Med			1,210	750
150	2-75w A-19	Med			2,420	750

Mounting Back Box
Photocell - specify voltage
Mini Motion Sensor (for CFL 120v only)
Quartz Restrike
Wall Bracket Mount

Housings: Die cast aluminum with powder coat bronze or white finish.

Screws: Tamperproof center pin Torx-head and slotted Phillips head stainless steel screws provided. Be sure to order your Torx screwdriver (Catalog #VANDRIVER).



Reflectors / Backplate: Heavy gauge cold rolled steel with high reflectance baked white enamel.

Factory Installed Accessories
Quartz Restrike:
Add suffix "QR" for VAN3 & VAN5 HID only
Mini Motion Sensor:
Add suffix "MS" for VAN 3 & VAN 5
Fluorescent 120v only. 180° detection.
For sensor details, see page 34.
Photocell:
Add suffix: "/PC" for button photocell
/PCS for swivel photocell: VAN3 & VAN5 only

Fax Info on Demand 24/7

Call RAB FaxBack at 888 722-1236.
Enter document numbers shown below:
Catalog Page Installation Manual

VAN1	450	451
VAN2	450	452
VAN3	450	453
VAN4	450	454
VAN5	450	455
VANG	450	456

For more info on RAB FaxBack see p.170

Product Info on the Internet:
www.rabweb.com, click "support"

Fluorescent Ballast
Starting Temperatures:
Electronic QT: 0°F / -18°C
NPF 120V: 32°F / 0°C

Catalog Numbers

White

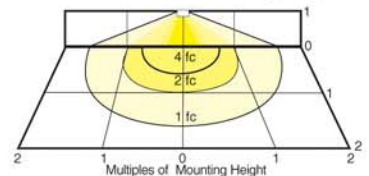
VAN1F7
VAN1F9
VAN1F13
VAN1F14

VAN1I

VAN1BB

Photometrics

75w Incandescent @ 8' Mounting Height



Mounting Height	Multiplier
8'	1.0
9'	.8
10'	.7
12'	.4
14'	.3

Watts	Multiplier Incan CFL
7	.3
9	.5
13	.7
14	.7
75	1.0

CFL & VAN2 Incandescent

Medium size fixture:
26 and 32 watt compact fluorescent or 75 max. watt incandescent.
Reflector is die-formed heavy gauge steel in white finish with clear vandal-proof polycarbonate refractor. CFL lamp supplied. Incandescent lamp not supplied.

Finish: ○ White



White

VAN2F9

VAN2F26QT
VAN2F32QT

VAN3 CFL, MH & HPS

Medium size fixture:
26, 32 and 42 watt compact fluorescent or 35, 50 and 70 watt HPS, 50 and 70 watt Metal Halide. Housing is die cast aluminum with clear vandalproof polycarbonate refractor. Photocell, Sensor (CFL 120v only) and Quartz Restrike (HPS & MH only) models available. Lamps supplied.

Finish: ● Architectural Bronze
○ White



Bronze

White

VAN3F26QT
VAN3F32QT
VAN3F42QT

VAN3F26QTW
VAN3F32QTW
VAN3F42QTW

VAN3S35
VAN3S50
VAN3S70

VAN3S35W
VAN3S50W
VAN3S70W

VAN3HH50
VAN3HH70QT

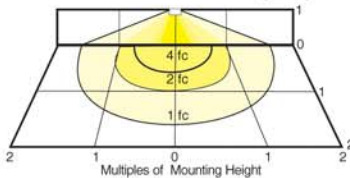
VAN3HH50W
VAN3HH70WQTW

/PC for Button Photocell /PCS for Swivel
/MS for Mini Motion Sensor (CFL 120v only)
/QR for Quartz Restrike (HPS & MH only)
For wall bracket mount order: VANWMT

VAN2I

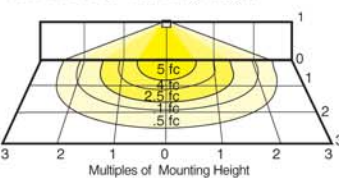
VAN2BB

75w Incandescent @ 8' Mounting Height



Mounting Height	Multiplier	Watts	Multiplier
8'	1.0	26	1.5
9'	.8	32	.2
10'	.7	75	1.0
12'	.4		
14'	.3		

70w HPS @ 8' Mounting Height



Mounting Height	Multiplier	Watts	Multiplier	HPS	MH	CFL
8'	1.0	26				.3
9'	.8	32				.4
10'	.7	42				.5
12'	.4	35		.4		
14'	.3	50		.6	.5	
		70		1.0	.9	

CFL & VAN4 Incandescent

Large size fixture:
52 watt compact fluorescent or 150 watt (2x75w) incandescent.
Reflector is die formed heavy gauge steel in white finish with clear polycarbonate refractor. CFL lamp supplied. Incandescent lamp not supplied.

Finish: ○ White



White

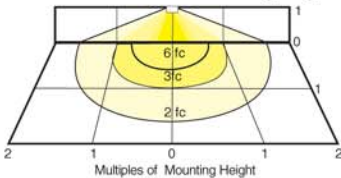
VAN4F26

VAN4F52QT

VAN4I

VAN4BB

150w Incandescent @ 8' Mounting Height



Mounting Height	Multiplier	Watts	Multiplier
8'	1.0	52	1.5
9'	.8	150	1.0
10'	.7		
12'	.4		
14'	.3		

VAN5 CFL, MH & HPS

Large size fixture: 64, 84 and 96 watt compact fluorescent, 100 and 150 watt HPS or 100, 150 & 175 watt Metal Halide. Housing is die cast aluminum with clear vandalproof polycarbonate refractor. Photocell, Sensor (CFL 120v only) and Quartz Restrike (HPS & MH only) models available. Lamps supplied.

Finish: ● Architectural Bronze
○ White



Bronze

White

VAN5F64QT
VAN5F84QT
VAN5F96QT

VAN5F64QTW
VAN5F84QTW
VAN5F96QTW

VAN5S100
VAN5SH100QT
VAN5S150
VAN5SH150QT

VAN5S100W
VAN5SH100QTW
VAN5S150W
VAN5S150HQTW

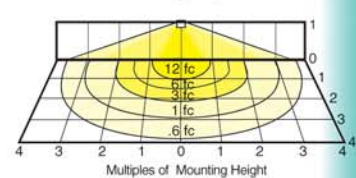
VAN5HH100QT
VAN5HH125PSQ
VAN5HH150PSQ
VAN5HH150QT
*VAN5HH175QT

VAN5HH100QTW
VAN5HH125PSQW
VAN5HH150PSQW
VAN5HH150QTW
*VAN5HH175QTW

* Use 150 watt if ambient temperature is >25°C or for 24 hour operation.

/PC for Button Photocell /PCS for Swivel
/MS for Mini Motion Sensor (CFL 120v only)
/QR for Quartz Restrike (HPS & MH only)
For wall bracket mount order: VANWMT

150w HPS @ 8' Mounting Height



Mounting Height	Multiplier	Watts	Multiplier	HPS	MH	CFL
8'	1.0	64				.3
9'	.8	84				.4
10'	.7	96				.5
12'	.4	100		.6	.6	
14'	.3	150		1.0	.8	
		175			.9	