



TRAC 12™

LED MINI-CYLINDER SPOTLIGHT

12-VOLT AC

TL114 G2

Project: _____

Fixture Type: _____

Location: _____

Contact/Phone: _____

PRODUCT DESCRIPTION

The Trac 12 LED Mini-Cylinder Spotlight approximates the light output and distribution of 20W MR11 halogen lamps, utilizing less than 1/3 of the energy and having a rated life of 50,000 hours. Available in 2700K, 3000K, 3500K and 4000K color temperatures, the white-light TL114LED Series is compatible with standard Trac 12 and Trac 12/25 trac, operating with 12V AC power. The TL114 can be placed anywhere along the Trac, and the trac can be cut-to-length during installation, making the Trac 12 LED Mini-Cylinder Spotlight an economical and flexible accent lighting choice.

PRODUCT SPECIFICATIONS

LED High performance, low power LEDs provide outstanding reliability, performance and color quality/consistency • 2700K, 3000K, 3500K or 4000K white phosphor high performance LEDs designed to operate using 12-volt AC input • 80 CRI minimum on standard product • Optional high CRI versions offer 90 CRI minimum.

Optical Performance Separate versions are offered which provide uniform spot, narrow flood and flood beam patterns.

Housing Precision machined aluminum construction.

Aiming 90° vertical aiming capability and 360° horizontal coverage.

Electrical Contacts Beryllium copper.

Trac Compatible with Juno Trac 12 and Trac 12/25 trac ([D3.1.0](#) or [D3.1.1](#)) and LED-compatible transformer/drivers (below).

Transformers/Drivers/Monopoints Compatible with all Juno 12VAC Remote Mount Magnetic Transformers ([D3.1.3](#), [D3.1.6](#) or [D3.1.10](#))

• Compatible with all 12VAC TL601E or TL602E Electronic Drivers ([D3.1.8](#) or [D3.1.9](#)) • Compatible with Remote Powered Monopoints and TL540 LED Monopoint with Integral Transformer ([D3.1.0](#)).

Dimming Dimmable using factory-approved dimmers for use with the non-resistive TL114 Series load – see transformer/driver specifications for compatible dimmers • Color temperature remains constant over dimming range • Consult factory for additional information.

Warranty 5-year limited warranty. Complete warranty terms located at:

www.acuitybrands.com/CustomerResources/Terms_and_conditions.aspx.

• Continuously operating the TL114 above 12VAC will void the warranty.

Labels UL/cUL Listed.

Specifications subject to change without notice.

ORDERING INFORMATION

Ordering Example: TL114 G2 27K 80CRI FL BL TMCSNOOTBL

Series	Generation	Color Temperature	CRI	Distribution
TL114 Trac 12 LED Mini-Cylinder Spotlight	G2 Generation 2	27K 2700K	80CRI 80 CRI	FL Flood
		30K 3000K	90CRI 90 CRI	NFL Narrow Flood
		35K 3500K		SP Spot
		40K 4000K		

Finish	Options
BL Black	TMCSNOOTBL Mini-Cylinder Snoot - Black
SL Silver	TMCSNOOTSL Mini-Cylinder Snoot - Silver
WH White	TMCSNOOTWH Mini-Cylinder Snoot - White

Accessories	
TMCSNOOTBL	Snoot - Black
TMCSNOOTSL	Snoot - Silver
TMCSNOOTWH	Snoot - White

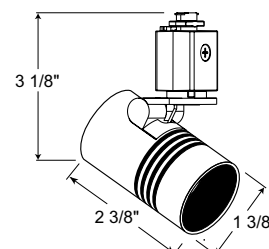
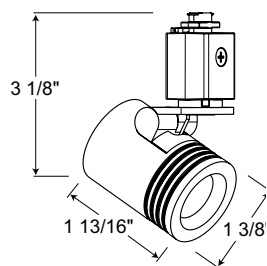
TRAC 12™

LED MINI-CYLINDER SPOTLIGHT

12-VOLT AC

TL114 G2

DIMENSIONS



PERFORMANCE DATA¹

Catalog Number	Input Voltage	Watts (Maximum)	Lumens	Efficacy (LPW)	Rated Life (Hours)
TL114 G2 27K 80CRI SP	12.0V	6.6W	315	48	50,000
TL114 G2 27K 80CRI NFL	12.0V	6.6W	296	45	50,000
TL114 G2 27K 80CRI FL	12.0V	6.6W	272	41	50,000
TL114 G2 27K 90CRI SP	12.0V	6.6W	233	35	50,000
TL114 G2 27K 90CRI NFL	12.0V	6.6W	219	33	50,000
TL114 G2 27K 90CRI FL	12.0V	6.6W	201	30	50,000
TL114 G2 30K 80CRI SP	12.0V	6.6W	328	50	50,000
TL114 G2 30K 80CRI NFL	12.0V	6.6W	308	47	50,000
TL114 G2 30K 80CRI FL	12.0V	6.6W	283	43	50,000
TL114 G2 30K 90CRI SP	12.0V	6.6W	249	38	50,000
TL114 G2 30K 90CRI NFL	12.0V	6.6W	234	35	50,000
TL114 G2 30K 90CRI FL	12.0V	6.6W	215	33	50,000
TL114 G2 35K 80CRI SP	12.0V	6.6W	344	52	50,000
TL114 G2 35K 80CRI NFL	12.0V	6.6W	323	49	50,000
TL114 G2 35K 80CRI FL	12.0V	6.6W	297	45	50,000
TL114 G2 35K 90CRI SP	12.0V	6.6W	266	40	50,000
TL114 G2 35K 90CRI NFL	12.0V	6.6W	249	38	50,000
TL114 G2 35K 90CRI FL	12.0V	6.6W	229	35	50,000
TL114 G2 40K 80CRI SP	12.0V	6.6W	344	52	50,000
TL114 G2 40K 80CRI NFL	12.0V	6.6W	323	49	50,000
TL114 G2 40K 80CRI FL	12.0V	6.6W	297	45	50,000
TL114 G2 40K 90CRI SP	12.0V	6.6W	276	42	50,000
TL114 G2 40K 90CRI NFL	12.0V	6.6W	259	39	50,000
TL114 G2 40K 90CRI FL	12.0V	6.6W	238	36	50,000

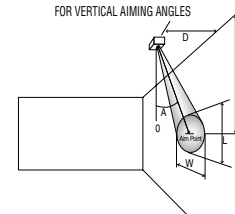
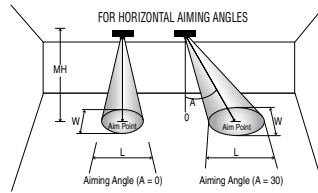
¹Performance data, including Rated Life, is based on measurements of an individual fixture operating in a 25°C ambient. In practice, multiple fixtures used in a system will average slightly lower power consumption due to voltage drop within the system.

Note: For operation at 11.5 volts multiply Lumens by 0.94.

TRAC 12™ LED MINI-CYLINDER SPOTLIGHT 12-VOLT AC TL114 G2

CBCP • Centerbeam candlepower
FC • Footcandles at beam center (aim point)

In vertical aiming applications, aim point (X) is determined by dividing distance from the wall (D) by the tangent of the desired aim angle (A) (0.5774 for 30°, 1.0 for 45°, 1.732 for 60°).



Horizontal Aiming Angles



Vertical Aiming Angles



Fixture	Beam Type	Beam Spread	Rated Life	CBCP	0°				30°				30°				45°				60°				
					MH	FC	L	W	FC	L	W	D	FC	X	L	W	FC	X	L	W	D	FC	X	L	W
TL114 G2 3000K, 80 CRI Spot	SP	21°	50000	1708	2	427	0.7	0.7	277	1.0	0.9	1	214	1.7	1.7	0.7	604	1.0	0.8	0.5	2	277	1.2	1.0	0.9
					4	107	1.5	1.5	69	2.0	1.7	2	53	3.5	3.3	1.5	151	2.0	1.5	1.0	3	123	1.7	1.5	1.3
					6	47	2.2	2.2	31	3.0	2.6	3	24	5.2	5.0	2.2	67	3.0	2.3	1.6	4	69	2.3	2.0	1.7
					8	27	3.0	3.0	17	4.0	3.4	4	13	6.9	6.6	3.0	38	4.0	3.1	2.1	5	44	2.9	2.5	2.1
					10	17	3.7	3.7	11	5.0	4.3	5	9	8.7	8.3	3.7	24	5.0	3.8	2.6	6	31	3.5	3.0	2.6
TL114 G2 3000K, 80 CRI Narrow Flood	NFL	25°	50000	1078	2	270	0.9	0.9	175	1.2	1.0	1	135	1.7	2.1	0.9	381	1.0	0.9	0.6	1	700	0.6	0.6	0.5
					4	67	1.8	1.8	44	2.4	2.1	1.5	60	2.6	3.1	1.3	169	1.5	1.4	0.9	2	175	1.2	1.2	1.0
					6	30	2.7	2.7	19	3.6	3.1	2	34	3.5	4.2	1.8	95	2.0	1.9	1.3	3	78	1.7	1.8	1.5
					8	17	3.6	3.6	11	4.8	4.1	2.5	22	4.3	5.2	2.2	61	2.5	2.3	1.6	4	44	2.3	2.4	2.1
TL114 G2 3000K, 80 CRI Flood	FL	38°	50000	519	2	130	1.4	1.4	84	1.9	1.6	0.5	260	0.9	2.2	0.7	734	0.5	0.8	0.5	1	337	0.6	1.0	0.8
					2.5	83	1.7	1.7	54	2.4	2.0	1	65	1.7	4.3	1.4	183	1.0	1.6	1.0	2	84	1.2	1.9	1.6
					3	58	2.1	2.1	37	2.9	2.4	1.5	29	2.6	6.5	2.1	82	1.5	2.4	1.5	3	37	1.7	2.9	2.4
					3.5	42	2.4	2.4	28	3.4	2.8	2	16	3.5	8.7	2.8	46	2.0	3.1	2.0	4	21	2.3	3.8	3.2
					4	32	2.8	2.8	21	3.8	3.2	2.5	10	4.3	10.8	3.5	29	2.5	3.9	2.4	5	13	2.9	4.8	4.0

For 27K 80CRI fixtures, use 0.96 multiplier; For 27K 90CRI fixtures, use 0.71 multiplier; For 30K 90CRI fixtures, use 0.76 multiplier; For 35K 80CRI fixtures, use 1.05 multiplier; For 35K 90CRI fixtures, use 0.81 multiplier; For 40K 80CRI fixtures, use 1.05 multiplier; For 40K 90CRI fixtures, use 0.84 multiplier.