



Project: \_\_\_\_\_

Fixture Type: \_\_\_\_\_

Location: \_\_\_\_\_

Contact/Phone: \_\_\_\_\_

# 4" IC 1400 LUMEN LED DOWNLIGHT NEW CONSTRUCTION

IC1LED (G4 14LM) RECESSED HOUSING  
**HYPERBOLIC TRIMS**



## PRODUCT DESCRIPTION

Dedicated LED, Air-Loc® sealed new construction housing with integral light engine • Double wall, shallow housing construction allows for fit in 2 x 6 construction • Can be completely covered with insulation • Fully sealed housing stops infiltration and exfiltration of air, reducing heating and air cooling costs without the use of additional gaskets • LED housing is designed to provide 50,000 hours of life and is compatible with many standard Juno trims • 5 year limited warranty on LED components.

## ENVIRONMENTALLY FRIENDLY, ENERGY EFFICIENT

- No harmful ultraviolet or infrared wavelengths
- No lead or mercury, RoHS compliant
- Exceeds performance of a 100W incandescent

## PRODUCT SPECIFICATIONS

**LED Light Engine** LED array attached to high purity aluminum, thermally conductive inner housing provides superior heat transfer to ensure long life of the LED • Replaceable light engine mounts directly to inner housing assembly and incorporates the latest generation, high lumen output LED array • LEDs are binned within a 3-step MacAdam Ellipse exceeding ENERGY STAR® requirements for superior fixture to fixture color uniformity • 2700K, 3000K, 3500K, or 4000K color temperatures available • 90 CRI minimum.

**Hyperbolic Optical System** Patented (U.S. Patent No. 10,670,227 B2) hyperbolic reflector optimized for small, directional LED source provides unique aperture appearance with reduced brightness • NMC™ nano mixing chamber (provided with trim) with high reflectance white finish coupled with a high transmission diffusing lens conceals the LED and integrates with the hyperbolic trim to create a low glare, efficient system

**Aesthetic Trim Selections** Hyperbolic reflector available in clear Alzak®, haze, wheat haze, black Alzak® and white • Shadow free, knife edge design blends seamlessly into ceiling • Installs with push-in springs.

**LED Driver** Choice of dedicated 120 volt (120) driver or universal voltage (MVOLT) drivers that accommodate input voltages from 120-277 volts AC at 50/60Hz • Power factor > 0.9 at 120V input • 120 volt only driver is dimmable with the use of most incandescent, magnetic low voltage and electronic low voltage wall box dimmers • Universal voltage drivers are dimmable with the use of most 0-10V wall box dimmers • For a list of compatible dimmers, see [JUNOICLED-DIM](#) • Mounted inside housing for easy access from below ceiling.

**Life** Rated for 50,000 hours at 70% lumen maintenance.

**Labels** ENERGY STAR® Certified when used with select trims • Certified to the high efficacy requirements of California T24 JA8-2016 with select trims • UL listed for U.S. and Canada through-branch wiring, damp locations • Union made • UL and cUL • CP option is compatible with spray foam insulation with an R-value of 3.2 per inch or less.

**Testing** All reports are based on published industry procedures; field performance may differ from laboratory performance.

Specifications subject to change without notice.

## HOUSING FEATURES

**Housing** Designed for use in IC (insulated ceiling) or non-IC construction • Aluminum housing sealed for Air-Loc® compliance • Housing is vertically adjustable to accommodate up to a 1 1/2" ceiling thickness.

**Junction Box** Pre-wired junction box provided with (6) 1/2" and (1) 3/4" knockouts, (4) knockouts for 12/2 or 14/2 NM cable and ground wire • UL listed and cUL listed for through-branch wiring, maximum 4 #12 branch circuit conductors • Junction box provided with removable access plates • Knockouts equipped with pryout slots • Quick connect electrical connectors supplied as standard for fast, secure installation.

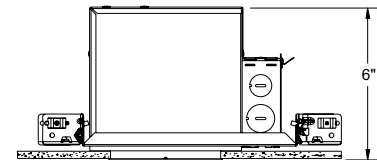
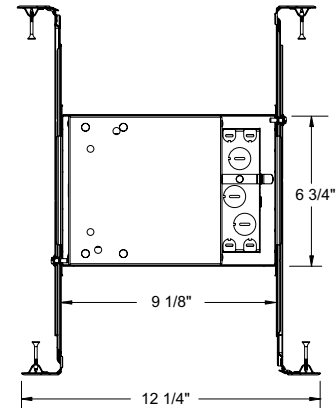
**Mounting Frame** 22-gauge die-formed galvanized steel mounting frame • Rough-in section (junction box, mounting frame, housing and bar hangers) fully assembled for ease of installation.

**Real Nail 3 Bar Hangers** Patented (US Patent D552,969) Real Nail® 3 bar hangers: telescoping system permits quick placement of housing anywhere within 24" O.C. joists or suspended ceilings • Includes removable nail for repositioning of fixture in wood joist construction • Integral T-bar notch and clip for suspended ceilings.

\*Nominal input wattage @ 120-volt operation with dedicated 120-volt driver under stable operating conditions.



## DIMENSIONS



4 1/2" CEILING CUTOUT

# 4" IC 1400 LUMEN LED DOWNLIGHT NEW CONSTRUCTION

## IC1LED (G4 14LM) RECESSED HOUSING HYPERBOLIC TRIMS

### ELECTRICAL DATA

**Dedicated 120V Only Driver Option (120 FRPC)**

	120V
Input Power	17.3W (+/-5%)
Input Current	0.15A
Frequency	50/60Hz
EMI/RFI	FCC Title 47 CFR, Part 15, Class B (residential)
Minimum starting temp	-25°C

### ELECTRICAL DATA

**Universal Voltage**

	MVOLT EZ10 and EZ1		MVOLT ZT10 and ZT1	
	120V	277V	120V	277V
Input Power	16W (+/-5%)	16.6W (+/-5%)	16W (+/-5%)	16.6W (+/-5%)
Input Current	0.14A	0.06A	0.14A	0.06A
Frequency	50/60Hz	50/60Hz	50/60Hz	50/60Hz
EMI/RFI	FCC Title 47 CFR, Part 15, Class B (residential)	FCC Title 47 CFR, Part 15, Class B (residential)	FCC Title 47 CFR, Part 15, Class B (residential)	FCC Title 47 CFR, Part 15, Class B (residential)
Minimum starting temp	-20°C	-20°C	-20°C	-20°C

### ORDERING INFORMATION

Housing and trim can be ordered together or separate, but will always ship separately.

**Example:** IC1LED G4 14LM 27K 90CRI 120 FRPC

Series	Generation	Lumens	Color Temperature	CRI	Voltage/Driver	Territory
IC1LED 4" LED IC New Construction Downlight	G4 Generation 4	14LM 1400 Nominal Lumens	27K 2700K 30K 3000K 35K 3500K 40K 4000K	90CRI 90+ CRI	120 FRPC 120V Forward/Reverse Phase Cut, 5% dim MVOLT ZT10 Multi-Volt (120-277), 0-10V, 10% dim MVOLT ZT1 Multi-Volt (120-277), 0-10V, 1% dim MVOLT EZ10 Multi-Volt (120-277), eidoLED 0-10V, 10% dim MVOLT EZ1 Multi-Volt (120-277), eidoLED 0-10V, 1% dim	CP Chicago Plenum



A+ Capable options indicated by this color background

### Trim/Description



17HYP2 BWH <sup>1</sup>	4" Hyperbolic Cone Trim - Black Cone, White Trim Ring
17HYP2 CWH	4" Hyperbolic Cone Trim - Clear Alzak® Cone, White Trim Ring
17HYP2 HZWH	4" Hyperbolic Cone Trim - Haze Cone, White Trim Ring
17HYP2 WHZBRZ <sup>1</sup>	4" Hyperbolic Cone Trim - Wheat Haze Cone, Bronze Trim Ring
17HYP2 WHZWH <sup>1</sup>	4" Hyperbolic Cone Trim - Wheat Haze, White Trim Ring
17HYP2 WWH <sup>2</sup>	4" Hyperbolic Cone Trim - White, White Trim Ring

Trim Size: 5" O.D.

Alzak is a registered trademark of Alcoa Corp.

Note: In Canada when insulation is present, Type IC fixtures must be used.

<sup>1</sup> Not ENERGY STAR® Certified or T24 certified

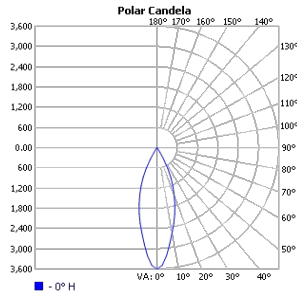
<sup>2</sup> ENERGY STAR® Certified and T24 certified @ 30K with 120 driver and @ 35K, 40K with all drivers

# 4" IC 1400 LUMEN LED DOWNLIGHT NEW CONSTRUCTION

IC1LED (G4 14LM) RECESSED HOUSING  
**HYPERBOLIC TRIMS**

## PHOTOMETRICS

no. 20-601-11P7



Multiplier: 27K - 0.89  
30K - 0.94  
40K - 1.03

Candela Table - Type C

	0
0	3598
5	3221
10	2568
15	2029
20	1480
25	969
30	381
35	58
40	6
45	2
50	0
55	0
60	0
65	0
70	0
75	0
80	0
85	0
90	0

Coefficients Of Utilization - Zonal Cavity Method

RCC %:	80				70				50			
RW %:	70	50	30	0	70	50	30	0	50	30	20	
RCR: 0	1.19	1.19	1.19	1.19	1.16	1.16	1.16	1.00	1.11	1.11	1.11	
1	1.15	1.12	1.10	1.08	1.12	1.10	1.08	.96	1.06	1.05	1.03	
2	1.10	1.06	1.03	1.00	1.08	1.05	1.02	.92	1.01	.99	.97	
3	1.06	1.01	.97	.94	1.04	1.00	.96	.88	.97	.94	.92	
4	1.02	.96	.92	.88	1.01	.95	.91	.85	.93	.90	.87	
5	.98	.92	.87	.84	.97	.91	.87	.81	.89	.86	.83	
6	.95	.88	.83	.80	.94	.87	.83	.78	.86	.82	.79	
7	.92	.84	.79	.76	.90	.84	.79	.75	.82	.78	.76	
8	.88	.81	.76	.73	.87	.80	.76	.72	.79	.75	.72	
9	.85	.78	.73	.70	.84	.77	.73	.69	.76	.72	.70	
10	.82	.75	.70	.67	.82	.74	.70	.66	.74	.70	.67	

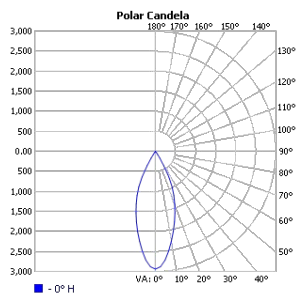
Average Luminance (Cd/m2)

	0
0	676326
45	470
55	0
65	0
75	0
85	0

Zonal Lumen Summary

Zone	Lumens	% Luminaire
0-30	1,266.6	95.1%
0-40	1,330.6	99.9%
0-60	1,332.4	100%
60-90	0.000	0%
70-100	0.000	0%
90-120	0.000	0%

**IC1LED G4 14LM 35K 90CRI 120 FRPC + 17HYP2 HZWH, 3500K, input watts: 17.3, delivered lumens: 1266, LM/W=73, test no. 20-601-12P7**



Multiplier: 27K - 0.89  
30K - 0.94  
40K - 1.03

Candela Table - Type C

	0
0	2938
5	2727
10	2277
15	1827
20	1398
25	978
30	413
35	97
40	27
45	6
50	1
55	0
60	0
65	0
70	0
75	0
80	0
85	0
90	0

Coefficients Of Utilization - Zonal Cavity Method

RCC %:	80				70				50			
RW %:	70	50	30	0	70	50	30	0	50	30	20	
RCR: 0	1.19	1.19	1.19	1.19	1.16	1.16	1.16	1.00	1.11	1.11	1.11	
1	1.14	1.12	1.10	1.08	1.12	1.10	1.08	.96	1.06	1.04	1.03	
2	1.10	1.06	1.03	1.00	1.08	1.04	1.01	.92	1.01	.99	.96	
3	1.06	1.00	.96	.93	1.04	.99	.95	.87	.97	.93	.91	
4	1.02	.95	.91	.87	1.00	.94	.90	.83	.92	.89	.86	
5	.98	.91	.86	.83	.96	.90	.86	.80	.88	.84	.81	
6	.94	.87	.82	.78	.93	.86	.81	.76	.85	.81	.78	
7	.90	.83	.78	.75	.89	.82	.78	.73	.81	.77	.74	
8	.87	.79	.74	.71	.86	.79	.74	.70	.78	.74	.71	
9	.84	.76	.71	.68	.83	.76	.71	.67	.75	.71	.68	
10	.81	.73	.68	.65	.80	.73	.68	.64	.72	.68	.65	

Average Luminance (Cd/m2)

	0
0	552401
45	1529
55	72
65	0
75	0
85	0

Zonal Lumen Summary

Zone	Lumens	% Luminaire
0-30	1,174.5	92.8%
0-40	1,258.9	99.4%
0-60	1,265.9	100%
60-90	0.1	0%
0-90	1,266.0	100%

Fixtures tested to IES recommended standard for solid state lighting per LM-79-08. Photometric performance on a single unit represents a baseline of performance for the fixture. Results may vary in the field.