

PRODUCT SPECIFICATIONS

**LED Light Engine** 2-step MacAdam ellipse binning • 2700K, 3000K, 3500K, or 4000K CCTs available with 80 CRI minimum • 2700K and 3000K available with 90 CRI and 95 CRI minimum (R9>90).

**Quiet, Glare-free Ceiling** 45° visual cutoff to source and source image.

**Modular Optics** Available with 12°, 24°, 35° and 50° FWHM field interchangeable optics • 20°, 30°, 40°, 45° and 60° FWHM can be achieved with diffusing films and 12D optic • Patented (US Patent 8,950,911) auto-adjusting optic holder maximizes efficiency by maintaining optimal LED optic position • AX3 D accommodates three (3) beam control lenses and/or filters • AX3 LPD accepts two (2) beam control lenses and/or filters.

**Trim Styles** Bevel, Reflector, Pinhole, and Baffle trim style options. Patented Hyperbolic Reflector (U.S. Patent No. 10,670,227 B2) available • Trim Ring, Self Flanged and flangeless reflectors are available • Must specify FMA3 (gypsum) or SFM3 (wood/stone/tile) option for flangeless installations.

**LED Driver** Accommodates 120-277V input and multiple control protocols • For a list of compatible dimmers, refer to [ACLXLED3-DIM](#) • Power Factor > 0.9 • Field replaceable from below or above ceiling.

**Life** Rated for 50,000 hrs at 70% lumen maintenance.

**Buy American:** This product is assembled in the USA and meets the Buy America(n) government procurement requirements under FARS, DFARS and DOT. Please refer to [www.acuitybrands.com/buy-american](http://www.acuitybrands.com/buy-american) for additional information.

**Warranty - 5YR** 5-year limited warranty. Complete warranty terms located at: [http://www.acuitybrands.com/CustomResources/Terms\\_and\\_conditions.aspx](http://www.acuitybrands.com/CustomResources/Terms_and_conditions.aspx)

**Codes/Labels** UL and CUL listed for through branching, damp locations • Wet location listed with certain trims • ICAT rated luminaires meet energy code Air Leakage requirements per ASTM E283 • ENERGY STAR® Certified with select trims and housings • Can be used to comply with Title 24, Part 6 with select trims and housings • ICAT housings are rated for direct contact with insulation • AX3 08LM/12LM/15LM (ICAT option) are compatible with spray foam insulation with an R-Value of 3.7 per inch or less • Union made.

3" LED RECESSED  
NEW CONSTRUCTION  
DOWNLIGHT  
AX3 D / AX3 LPD



AX3 D

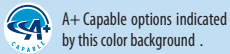
AX3 D  
(25LM ICAT)

AX3 LPD  
(Low Profile)

**New Construction Mounting** Features patented (US Patent 8,038,113) Pro-VI™ bar hanger system • All fixtures except for 25LM ICAT also feature vertically adjustable mounting brackets (butterfly brackets) • Centerline indicators on plaster frame and patented (US Patent 8,277,090) Tru-Line™ Platform featuring +/- 1/2" translation aids fixture alignment after installation, prior to drywall. **Junction Box** Rated for 4 No. 12 AWG 90° C through branch circuit conductors and includes (6) 1/2", (1) 3/4", and (4) Non-metallic sheathed cable knock-outs • Push-in electrical connectors for field connections.

**Note:** Actual performance may differ as a result of end-user environment and application.

All values are design or typical values, measured under laboratory conditions at 25°C. Specifications subject to change without notice.



**Design2Ship Quick Ship Program:** Options in green text qualify for Design2Ship — 5 business days from order entry to ship. Refer to Design2Ship Brochure for complete program details. **Maximum Order Quantity: 50 units for housings; see page 3 for trim details.**

ORDERING INFORMATION

Example: AX3 D G4 12LM 30K 80CRI 24D FPC 120 ICAT 3DBV BS WHSF CTA/125

Housing Style	Lumens	CCT	CRI	Beam	Driver	Voltage <sup>3</sup>	Options
AX3 D G4 New Construction Fixed Downlight	08LM 800 Lumens	27K 2700K	80CRI	12D 12° beam	GZ1 0-10V, 1% dim	120	CP <sup>4</sup> Chicago Plenum
	12LM 1200 Lumens	30K 3000K	90CRI <sup>2</sup>	24D 24° beam	EZ1 eldoLED 0-10V, 1% dim	277	ICAT <sup>5</sup> IC, Air-Tight
AX3 LPD G4 Low Profile Fixed Downlight	15LM 1500 Lumens	35K 3500K	95CRI <sup>2</sup>	35D 35° beam	EZB eldoLED 0-10V, <1% dim	MVOLT (120-277)	NLIGHT <sup>6</sup> nLight dimming pack controls
	20LM 2000 Lumens	40K 4000K		50D 50° beam	FPC Phase cut dimming, 5% dim		
	25LM 2500 Lumens				ECOS2 Lutron Hi-Lume 2-wire forward phase, 1% dim		
	30LM <sup>1</sup> 3000 Lumens				ECOD Lutron Hi-Lume with EcoSystem, 1% dim		
					EDXB eldoLED DMX, <1% min		
					EDAB eldoLED DALI, 1% min		

Trim Style	Reflector Finish	Flange Style / Finish	Environment	Ceiling Installation
DOWNLIGHT	BS Black Specular	FLANGED	WET <sup>12</sup> Wet location	SELF-FLANGED
3DP <sup>9</sup> Parabolic Downlight Reflector	CD Clear Diffuse	SF Self Flanged (same finish as reflector)		Ceiling ≤ .875"
3DH <sup>9</sup> Hyperbolic Downlight Reflector	CS Clear Specular	WHSF Self Flanged, White painted flange		CTA3/125 Ceiling 0.875" - 1.25"
3DBAF <sup>7</sup> Downlight Baffle	WTD Wheat Diffuse	BLSF Self Flanged, Black painted flange		CTA3/163 Ceiling 1.25" - 1.625"
3DBV <sup>8</sup> Downlight Bevel	B Black Paint	WHR White Trim Ring		FLANGELESS, GYPSUM
3DPIN <sup>10</sup> Downlight Pinhole, 1 1/4"	W White Paint	FLANGELESS <sup>11</sup>		FMA3/087 Ceiling ≤ .875"
		FM Flangeless		FMA3/125 Ceiling 0.875" - 1.25"
		WHFM Flangeless, White trim		FMA3/163 Ceiling 1.25" - 1.625"
		BLFM Flangeless, Black trim		FLANGELESS, WOOD/STONE/TILE <sup>13</sup>
				SFM3/087 (B,W) Ceiling ≤ 0.875"
				SFM3/125 (B,W) Ceiling 0.875" - 1.25"
				SFM3/163 (B,W) Ceiling 1.25" - 1.625"

Ordering Notes

- <sup>1</sup> 30LM not available with LPD.
- <sup>2</sup> 90CRI and 95CRI available on 27K and 30K only.
- <sup>3</sup> MVOLT standard on GZ1, EZ1, EZB, ECOD, EDXB, EDAB unless NLIGHT specified. Must be 120 for FPC or ECOS2.
- <sup>4</sup> CP available up to 20LM for LPD, available up to 25LM for D.
- <sup>5</sup> ICAT not available with LPD at 25LM; not available with D at 30LM.
- <sup>6</sup> Must specify 120 or 277 volts. NLIGHT only available with EZ1 or EZB. Not available with CP.
- <sup>7</sup> Available with B, W, WHR only.
- <sup>8</sup> Available with BS, BLSF, WHSF, BLFM, WHFM only.
- <sup>9</sup> Not available with B, BLSF, WHFM, BLFM.
- <sup>10</sup> Available with BS, BLSF, WHSF, BLFM, WHFM only.
- <sup>11</sup> For Flangeless trims, specify flangeless ceiling installation (FMA3 or SFM3).
- <sup>12</sup> Available with 30BV, 3DP, 3DPIN only.
- <sup>13</sup> Specify finish: B = Black, W = White.

# 3" LED RECESSED NEW CONSTRUCTION DOWNLIGHT AX3 D / AX3 LPD

## ACCESSORIES

Accessories			
<b>3AXOPT/12D</b>	12° Optic	<b>CGF 200 MPINK</b>	Med. Pink Color Filter
<b>3AXOPT/24D</b>	24° Optic	<b>CGF 200 WRED</b>	Warm Red Color Filter
<b>3AXOPT/35D</b>	35° Optic	<b>CGF 200 DLTBLUE</b>	Daylight Blue Color Filter
<b>3AXOPT/50D</b>	50° Optic	<b>CGF 200 MBLU</b>	Med. Blue Color Filter
<b>AF3/10</b>	10° Diffusing Film	<b>CGF 200 MAMB</b>	Med. Amber Color Filter
<b>AF3/20</b>	20° Diffusing Film	<b>CGF 200 MGRN</b>	Med. Green Color Filter
<b>AF3/30</b>	30° Diffusing Film	<b>DGF 200 DRED</b>	Red Dichroic Lens
<b>AF3/40</b>	40° Diffusing Film	<b>DGF 200 MGRN</b>	Med. Green Dichroic Lens
<b>AF3/50</b>	50° Diffusing Film	<b>DGF 200 MBLU</b>	Med. Blue Dichroic Lens
<b>AF3/60x1</b>	60°x1° Diffusing Film	<b>DGF 200 DYEL</b>	Yellow Dichroic Lens
		<b>DGF 200 MAGEN</b>	Magenta Dichroic Lens
<b>HB1</b>	Real Nail 3 Bar Hangers	<b>DGF 200 CYAN</b>	Blue Green Dichroic Lens
<b>HB26</b>	26" C-Channel Bar Hangers	<b>DCCF 200 HAL4250</b>	Daylight Blue Correction Lens
<b>HB50</b>	50" C-Channel Bar Hangers	<b>DIFF 200</b>	Diffuse Spread Lens
<b>LB27</b>	27" Linear Bar Hangers	<b>SOLITE 200</b>	Uniformity Lens
		<b>UVF 200</b>	UV Filter Lens
<b>EMI20</b>	20W Remote Mount Emergency Inverter (Compatible with 20LM max)	<b>PRISM 200</b>	Prismatic Lens
		<b>LSPREAD 200</b>	Linear Spread Lens
		<b>HCLBL 200</b>	Hexcell Louver

## DIFFUSING FILMS

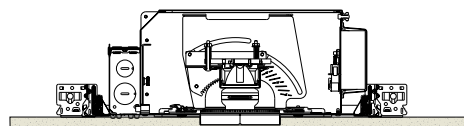
Desired FWHM	Primary Optic	Film
12°	12D	-
20°	12D	AF3/10
24°	24D	-
30°	12D	AF3/20
35°	35D	-
40°	12D	AF3/30
45°	12D	AF3/40
50°	50D	-
60°	12D	AF3/50
20°x60°	12D	AF3/60x1

To achieve the desired beam angle (FWHM), specify the following primary LED optic on the luminaire and order the diffusing film from the table below

## ELECTRICAL DATA

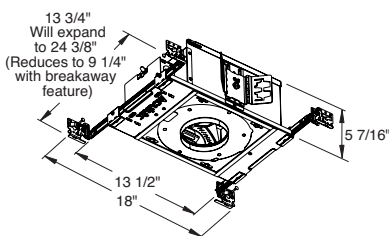
Lumen Package	08LM		12LM		15LM		20LM		25LM		30LM	
Voltage	120	277	120	277	120	277	120	277	120	277	120	277
Input Power	7.0	7.6	11.0	12.0	13.8	14.6	19.7	20.2	25.8	26.3	32.9	33.3
Input Current	0.03	0.06	0.09	0.05	0.12	0.06	0.17	0.08	0.22	0.1	0.28	0.13
Frequency	50/60Hz		50/60Hz		50/60Hz		50/60Hz		50/60Hz		50/60Hz	
Power Factor	>0.9	>0.9	>0.9	>0.9	>0.9	>0.9	>0.9	>0.9	>0.9	>0.9	>0.9	>0.9

## DIMENSIONS

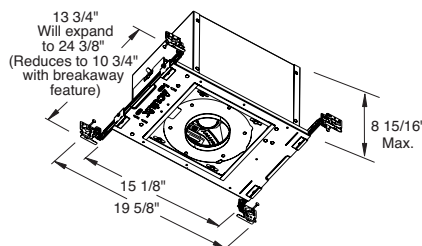


4 1/4" CEILING CUTOUT  
(REFER TO INSTRUCTION SHEET FOR FLANGELESS CEILING CUTOUT)

## NEW CONSTRUCTION (AX3 D)

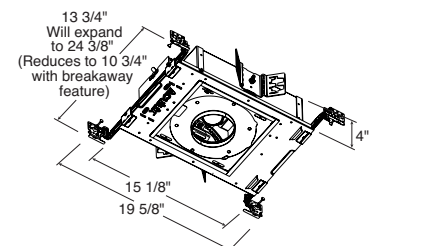


ICAT: 20LM & Less  
Non-ICAT: 25LM & 30LM



ICAT: 25LM






## LOW PROFILE (AX3 LPD)



ICAT: 20LM & Less  
Non-ICAT: 25LM

**3" LED RECESSED  
NEW CONSTRUCTION  
DOWNLIGHT  
AX3 D / AX3 LPD**

**TRIM SELECTION**

Trim Style	Reflector Finish						Flange Style/ Finish						Environment	Design2Ship Max Order Quantity	
	BS	CD	CS	WTD	B	W	SF	WHSF	BLSF	WHR	FM	WHFM			BLFM
 3DP	•	•	•	•		•	•	•		•	•			•	25
 3DH	•	•	•	•		•	•	•		•	•				25
 3DBAF					•	•				•					—
 3DBV	•							•	•			•	•	•	25
 3DPIN	•							•	•			•	•	•	25




**Design2Ship Quick Ship Program:**  
Options in green qualify for Design2Ship — 5 business days from order entry to ship. Refer to Design2Ship Brochure for complete program details.  
**Maximum Order Quantity: 50 units for housings; 25 units for trims.**

- Standard lead time
- Design2Ship eligible

3DP – Parabolic Downlight Trim



Trim Ring



Self-Flanged



Flangeless



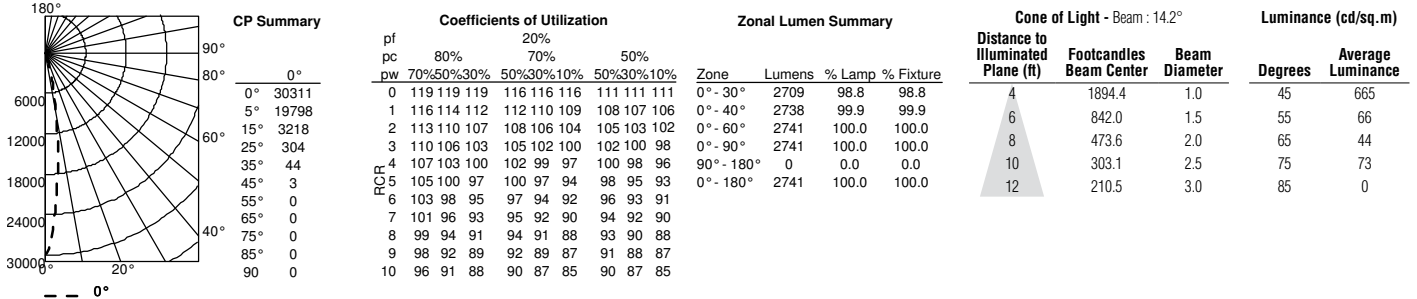
Flangeless  
(Wood/Stone/Tile)



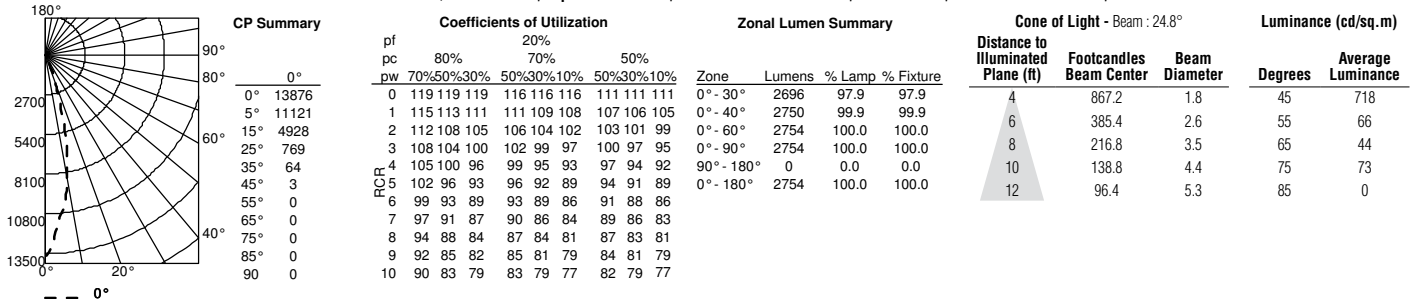
3" LED RECESSED  
NEW CONSTRUCTION  
DOWNLIGHT  
AX3 D / AX3 LPD

PHOTOMETRICS

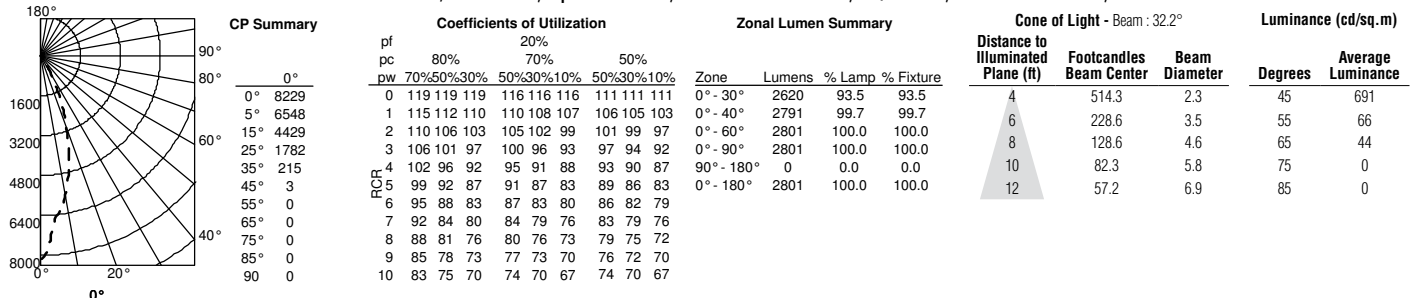
AX3 G4 30LM 30K 80CRI 12D EZI MVOLT + 3DP CS, 3000K LEDs, input watts: 32.6, delivered lumens: 2742, LM/W = 84, test no. PT03181641, tested in accordance to IESNA LM-79



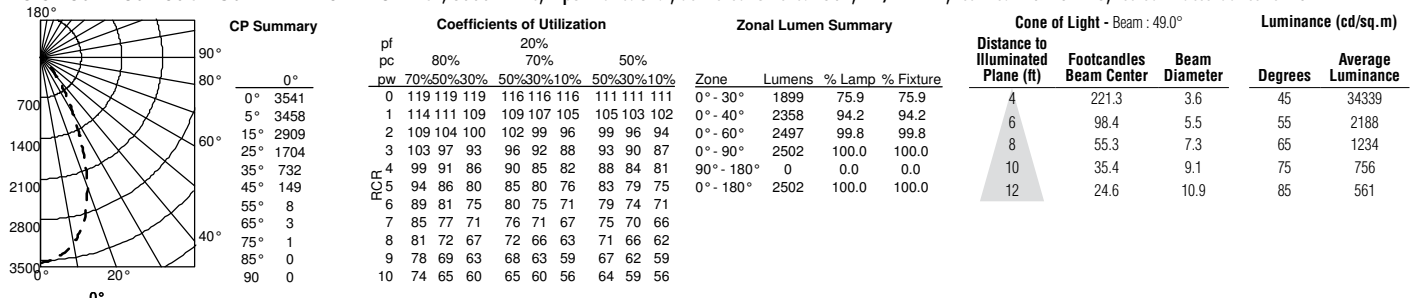
AX3 G4 30LM 30K 80CRI 24D EZI MVOLT + 3DP CS, 3000K LEDs, input watts: 32.6, delivered lumens: 2755, LM/W = 85, test no. PT03181643, tested in accordance to IESNA LM-79



AX3 G4 30LM 30K 80CRI 35D EZI MVOLT + 3DP CS, 3000K LEDs, input watts: 32.6, delivered lumens: 2801, LM/W = 86, test no. PT03181645, tested in accordance to IESNA LM-79



AX3 G4 30LM 30K 80CRI 50D EZI MVOLT + 3DP CD, 3000K LEDs, input watts: 32.7, delivered lumens: 2502, LM/W = 77, test no. PT02182725, tested in accordance to IESNA LM-79



LUMEN OUTPUT MULTIPLIERS


CCT/CRI	Multiplier		
	80CRI	90CRI	95CRI
2700K	100%	86%	65%
3000K	100%	88%	69%
3500K	105%		
4000K	107%		

Lumens	Multiplier
30LM	100%
25LM	87%
20LM	70%
15LM	50%
12LM	40%
08LM	27%

	<b>CCT/CRI:</b> 80CRI 27K, 30K, 35K, 40K   90CRI 27K, 30K
	<b>Optic:</b> 12D, 24D, 35D, 50D
	<b>Trim Finish:</b> BS, CS, CD, WTD, W

	<b>Construction:</b> ICAT
	<b>CCT/CRI:</b> 90CRI 27K, 30K
	<b>Optic:</b> 12D, 24D, 35D, 50D
	<b>Trim Finish:</b> BS, CS, CD, WTD, W

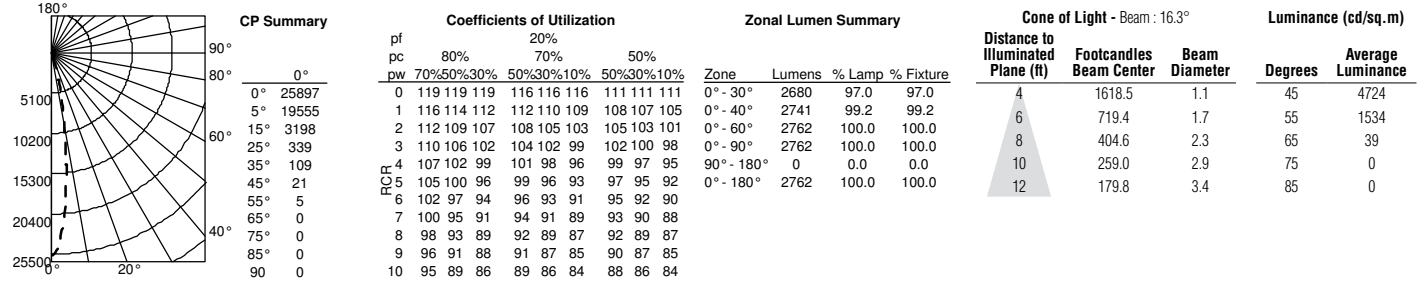
3DH – Hyperbolic Downlight Trim



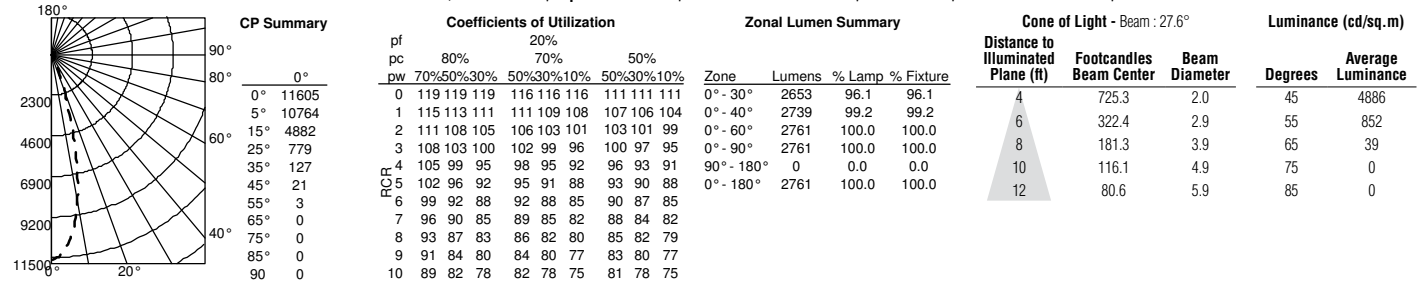
3" LED RECESSED  
NEW CONSTRUCTION  
DOWNLIGHT  
AX3 D / AX3 LPD

PHOTOMETRICS

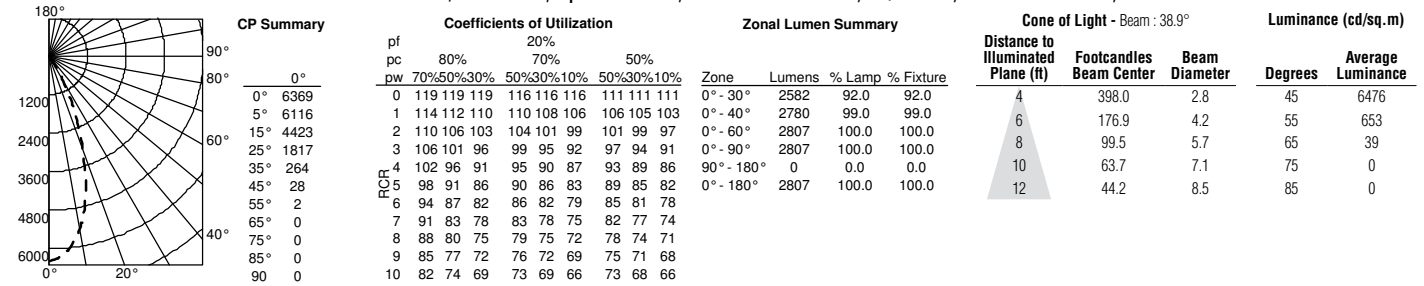
AX3 G4 30LM 30K 80CRI 12D EZI MVOLT + 3DH CS, 3000K LEDs, input watts: 32.6, delivered lumens: 2762, LM/W = 85, test no. PT03181642, tested in accordance to IESNA LM-79



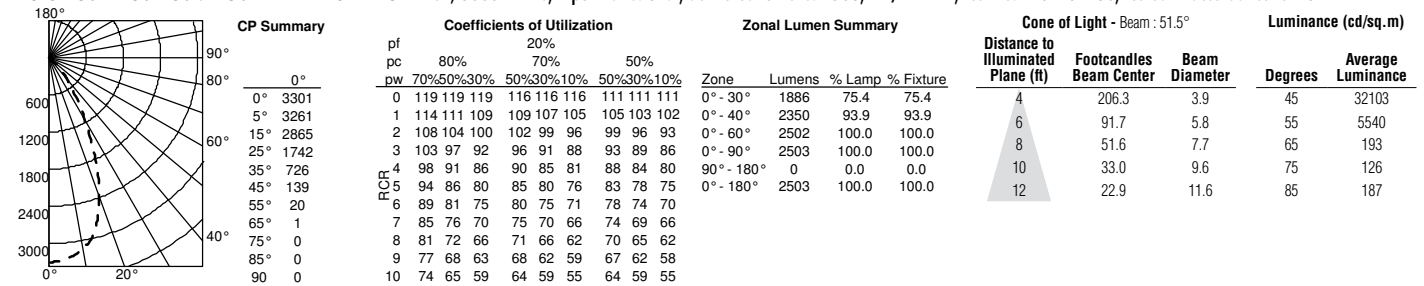
AX3 G4 30LM 30K 80CRI 24D EZI MVOLT + 3DH CS, 3000K LEDs, input watts: 32.6, delivered lumens: 2761, LM/W = 85, test no. PT03181644, tested in accordance to IESNA LM-79



AX3 G4 30LM 30K 80CRI 35D EZI MVOLT + 3DH CS, 3000K LEDs, input watts: 32.6, delivered lumens: 2807, LM/W = 86, test no. PT03181646, tested in accordance to IESNA LM-79



AX3 G4 30LM 30K 80CRI 50D EZI MVOLT + 3DH CD, 3000K LEDs, input watts: 32.7, delivered lumens: 2503, LM/W = 77, test no. PT02182730, tested in accordance to IESNA LM-79



LUMEN OUTPUT MULTIPLIERS

CCT/CRI	Multiplier		
	80CRI	90CRI	95CRI
2700K	100%	86%	65%
3000K	100%	88%	69%
3500K	105%		
4000K	107%		


Lumens	Multiplier
30LM	100%
25LM	87%
20LM	70%
15LM	50%
12LM	40%
08LM	27%

	<b>CCT/CRI:</b> 80CRI 27K, 30K, 35K, 40K   90CRI 27K, 30K
	<b>Optic:</b> 12D, 24D, 35D, 50D
	<b>Trim Finish:</b> BS, CS, CD, WTD, W

	<b>Construction:</b> ICAT
	<b>CCT/CRI:</b> 90CRI 27K, 30K
	<b>Optic:</b> 12D, 24D, 35D, 50D
	<b>Trim Finish:</b> BS, CS, CD, WTD, W



3DBAF – Baffle Downlight Trim

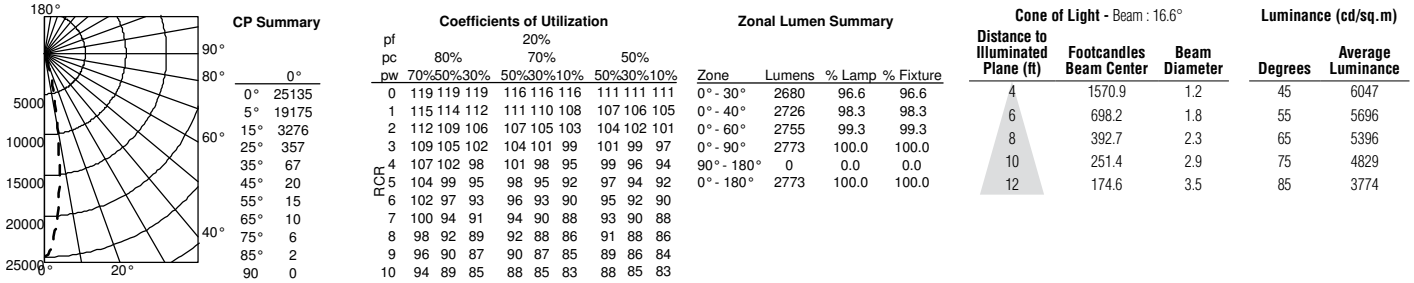


Trim Ring

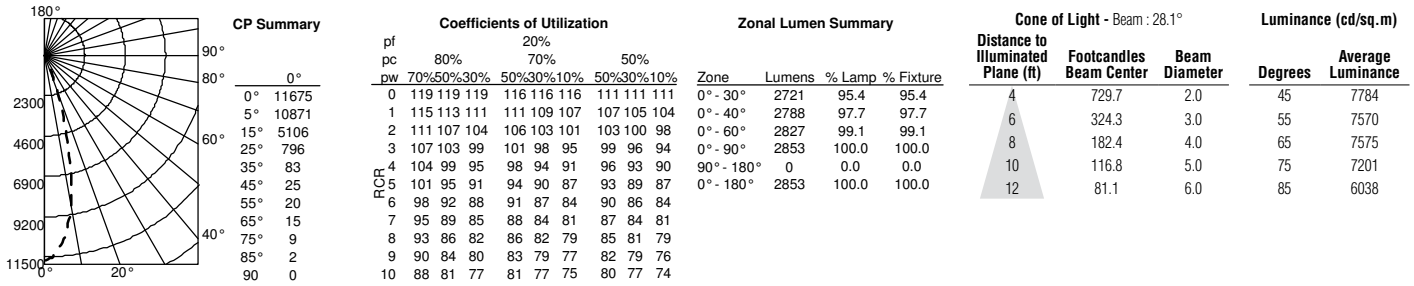
# 3" LED RECESSED NEW CONSTRUCTION DOWNLIGHT AX3 D / AX3 LPD

PHOTOMETRICS

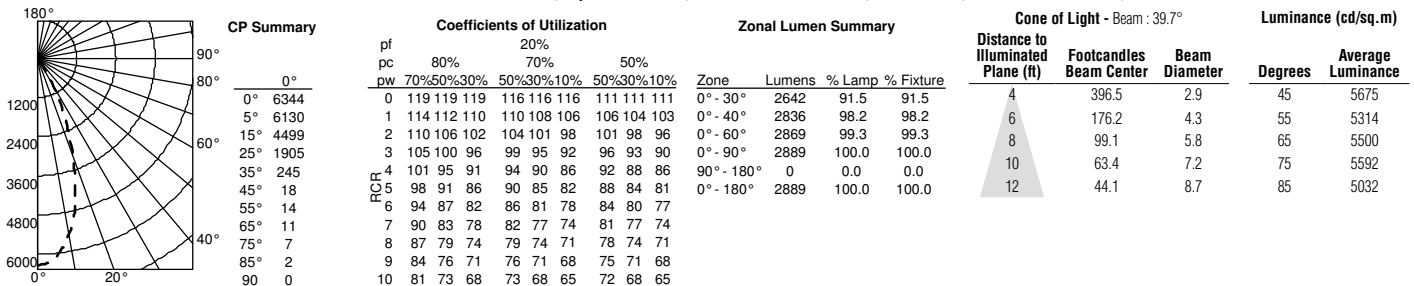
AX3 G4 30LM 30K 80CRI 12D EZI MVOLT + 3DBAF W, 3000K LEDs, input watts: 32.7, delivered lumens: 2773, LM/W = 85, test no. PT02182603, tested in accordance to IESNA LM-79



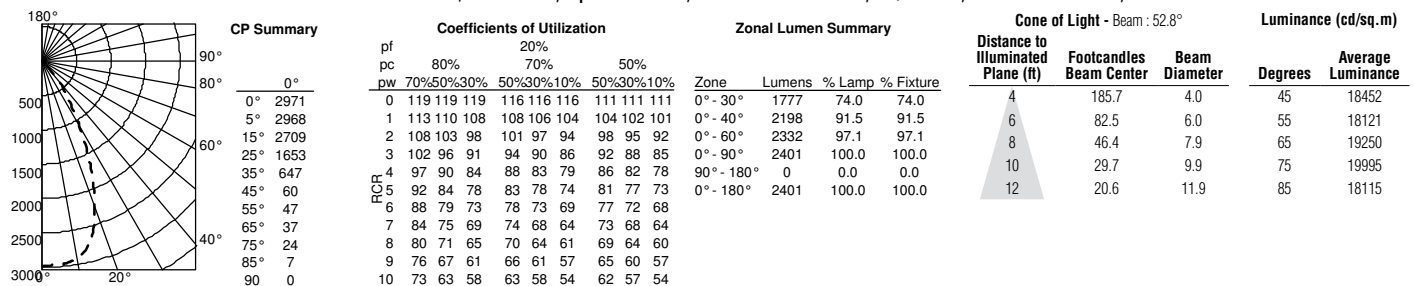
AX3 G4 30LM 30K 80CRI 24D EZI MVOLT + 3DBAF W, 3000K LEDs, input watts: 32.7, delivered lumens: 2853, LM/W = 87, test no. PT02182611, tested in accordance to IESNA LM-79



AX3 G4 30LM 30K 80CRI 35D EZI MVOLT + 3DBAF W, 3000K LEDs, input watts: 32.7, delivered lumens: 2889, LM/W = 88, test no. PT02182719, tested in accordance to IESNA LM-79



AX3 G4 30LM 30K 80CRI 50D EZI MVOLT + 3DBAF W, 3000K LEDs, input watts: 32.7, delivered lumens: 2401, LM/W = 73, test no. PT02182727, tested in accordance to IESNA LM-79



LUMEN OUTPUT MULTIPLIERS


CCT/CRI	Multiplier		
	80CRI	90CRI	95CRI
2700K	100%	86%	65%
3000K	100%	88%	69%
3500K	105%		
4000K	107%		

Lumens	Multiplier
30LM	100%
25LM	87%
20LM	70%
15LM	50%
12LM	40%
08LM	27%

	<b>CCT/CRI:</b> 80CRI 27K, 30K, 35K, 40K   90CRI 27K, 30K
	<b>Optic:</b> 12D, 24D, 35D, 50D
	<b>Trim Finish:</b> B, W

	<b>Construction:</b> ICAT
	<b>CCT/CRI:</b> 90CRI 27K, 30K
	<b>Optic:</b> 12D, 24D, 35D, 50D
	<b>Trim Finish:</b> B, W

3DBV – Downlight Bevel



Self-Flanged



Flangeless



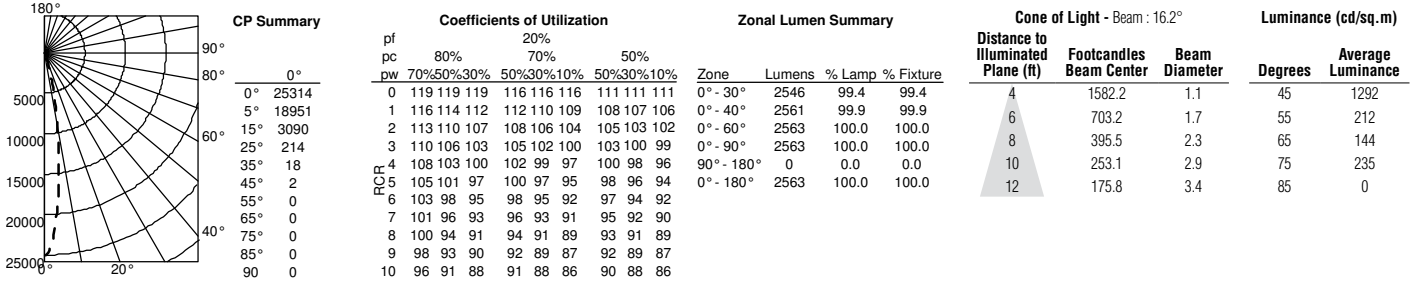
Flangeless  
(Wood/Stone/Tile)



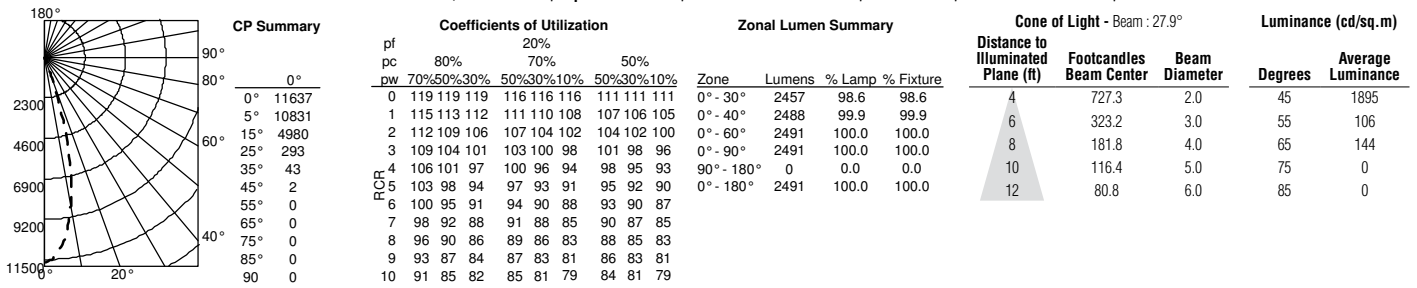
**3" LED RECESSED  
NEW CONSTRUCTION  
DOWNLIGHT  
AX3 D / AX3 LPD**

**PHOTOMETRICS**

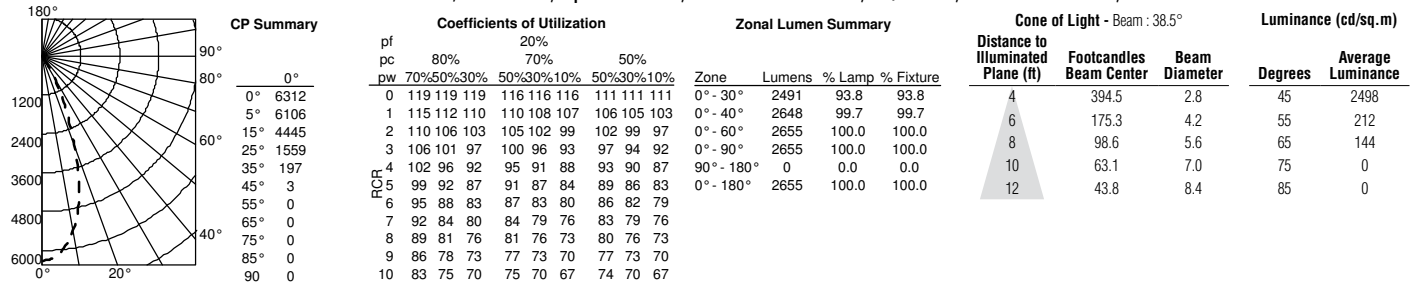
AX3 G4 30LM 30K 80CRI 12D EZI MVOLT + 3DBV BS, 3000K LEDs, input watts: 32.7, delivered lumens: 2563, LM/W = 78, test no. PT02182604, tested in accordance to IESNA LM-79



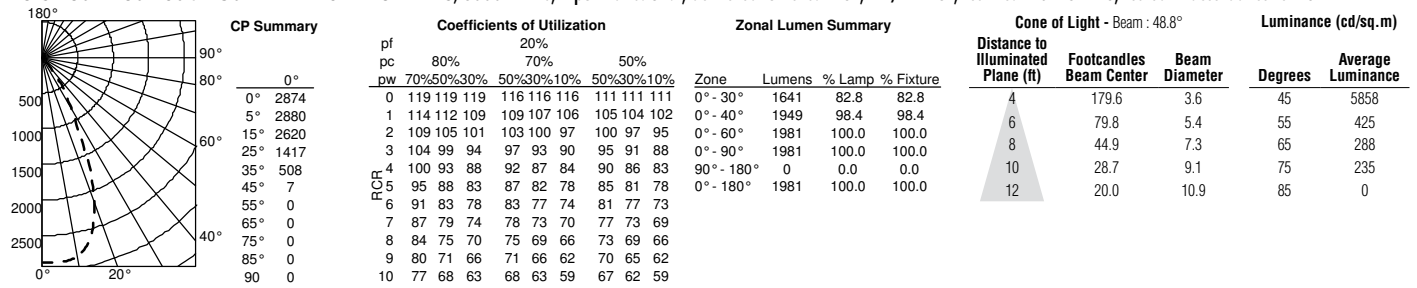
AX3 G4 30LM 30K 80CRI 24D EZI MVOLT + 3DBV BS, 3000K LEDs, input watts: 32.7, delivered lumens: 2491, LM/W = 76, test no. PT02182612, tested in accordance to IESNA LM-79



AX3 G4 30LM 30K 80CRI 35D EZI MVOLT + 3DBV BS, 3000K LEDs, input watts: 32.7, delivered lumens: 2655, LM/W = 81, test no. PT02182720, tested in accordance to IESNA LM-79



AX3 G4 30LM 30K 80CRI 50D EZI MVOLT + 3DBV BS, 3000K LEDs, input watts: 32.7, delivered lumens: 1981, LM/W = 61, test no. PT02182728, tested in accordance to IESNA LM-79



**LUMEN OUTPUT MULTIPLIERS**

CCT/CRI	Multiplier		
	80CRI	90CRI	95CRI
2700K	100%	86%	65%
3000K	100%	88%	69%
3500K	105%		
4000K	107%		

Lumens	Multiplier
30LM	100%
25LM	87%
20LM	70%
15LM	50%
12LM	40%
08LM	27%

	<b>CCT/CRI:</b>	80CRI 27K, 30K, 35K, 40K   90CRI 27K, 30K
	<b>Optic:</b>	12D, 24D, 35D

	<b>Construction:</b>	ICAT
	<b>CCT/CRI:</b>	90CRI 27K, 30K
	<b>Optic:</b>	12D, 24D, 35D, 50D

3DPIN – Downlight Pinhole



Self-Flanged



Flangeless



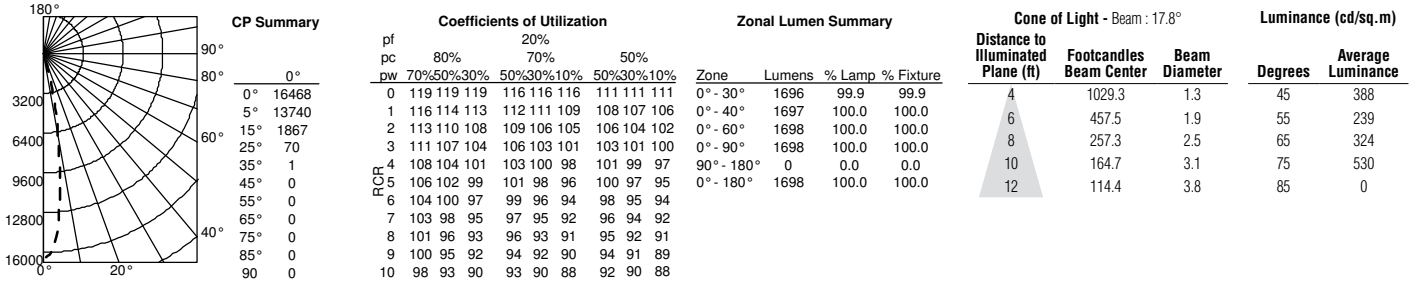
Flangeless  
(Wood/Stone/Tile)



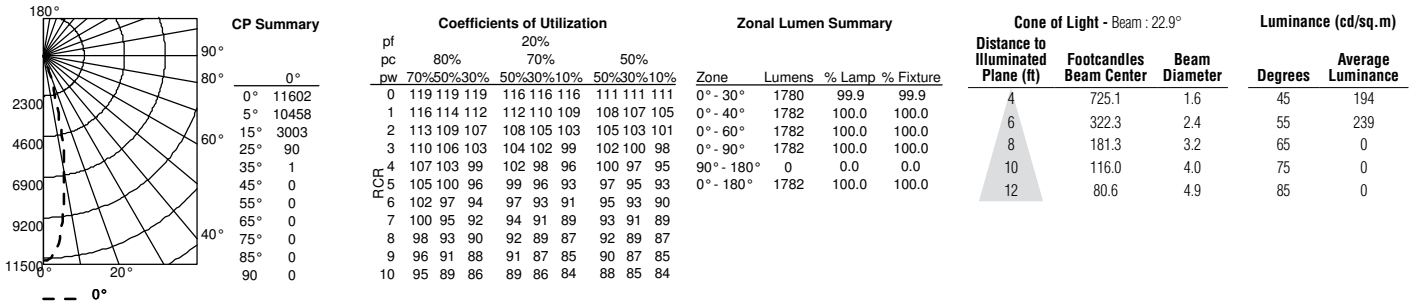
**3" LED RECESSED  
NEW CONSTRUCTION  
DOWNLIGHT  
AX3 D / AX3 LPD**

**PHOTOMETRICS**

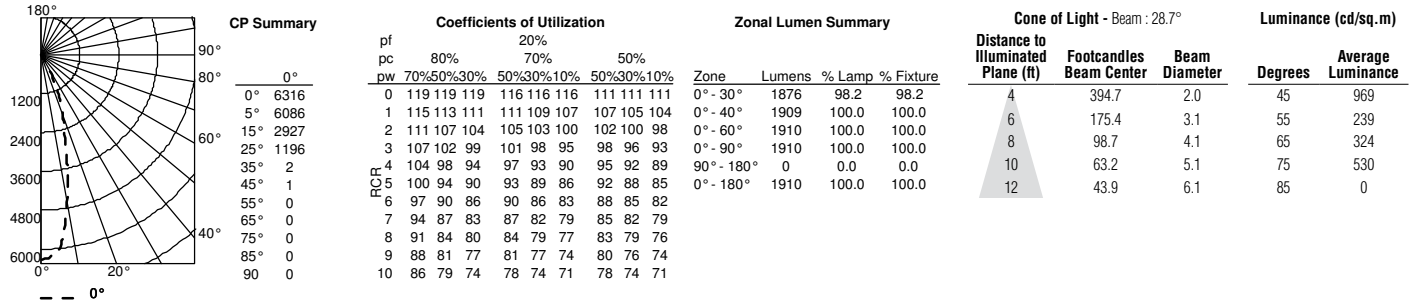
AX3 G4 30LM 30K 80CRI 12D EZI MVOLT + 3DPIN BS, 3000K LEDs, input watts: 32.7, delivered lumens: 1698, LM/W = 52, test no. PT02182605, tested in accordance to IESNA LM-79



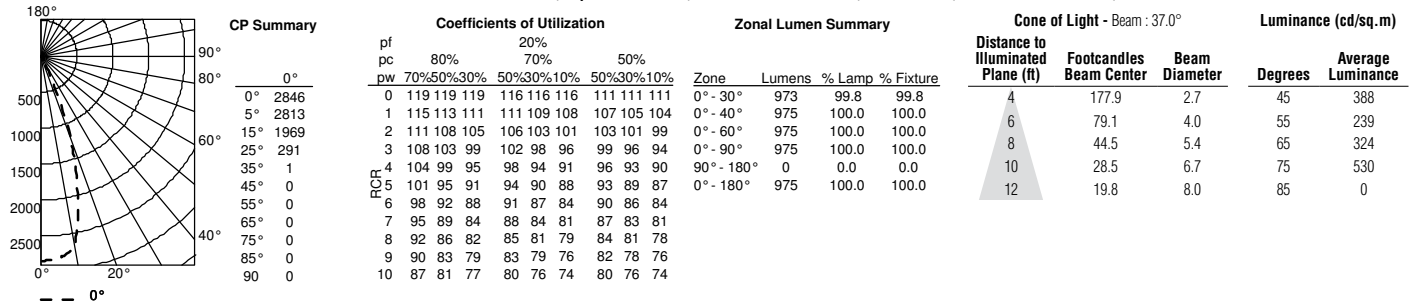
AX3 G4 30LM 30K 80CRI 24D EZI MVOLT + 3DPIN BS, 3000K LEDs, input watts: 32.7, delivered lumens: 1782, LM/W = 54, test no. PT02182613, tested in accordance to IESNA LM-79



AX3 G4 30LM 30K 80CRI 35D EZI MVOLT + 3DPIN BS, 3000K LEDs, input watts: 32.7, delivered lumens: 1910, LM/W = 58, test no. PT02182721, tested in accordance to IESNA LM-79



AX3 G4 30LM 30K 80CRI 50D EZI MVOLT + 3DPIN BS, 3000K LEDs, input watts: 32.7, delivered lumens: 975, LM/W = 29, test no. PT02182729, tested in accordance to IESNA LM-79



**LUMEN OUTPUT MULTIPLIERS**

CCT/CRI	Multiplier		
	80CRI	90CRI	95CRI
2700K	100%	86%	65%
3000K	100%	88%	69%
3500K	105%		
4000K	107%		

Lumens	Multiplier
30LM	100%
25LM	87%
20LM	70%
15LM	50%
12LM	40%
08LM	27%

	Construction:	ICAT
	CCT/CRI:	90CRI 27K, 30K
	Optic:	3SD