


Project		Catalog #		Type	
Prepared by		Notes		Date	



Metalux

14FP LED

1' x 4' General LED Panel
Recessed in Insulated Ceilings or
Surface Mount

Typical Applications

- Commercial Office Spaces • Schools • Healthcare
- Retail Merchandising Areas

Interactive Menu

- Order Information [page 2](#)
- Photometric Data [page 3](#)
- Control Systems [page 3](#)
- Product Warranty

Product Certification



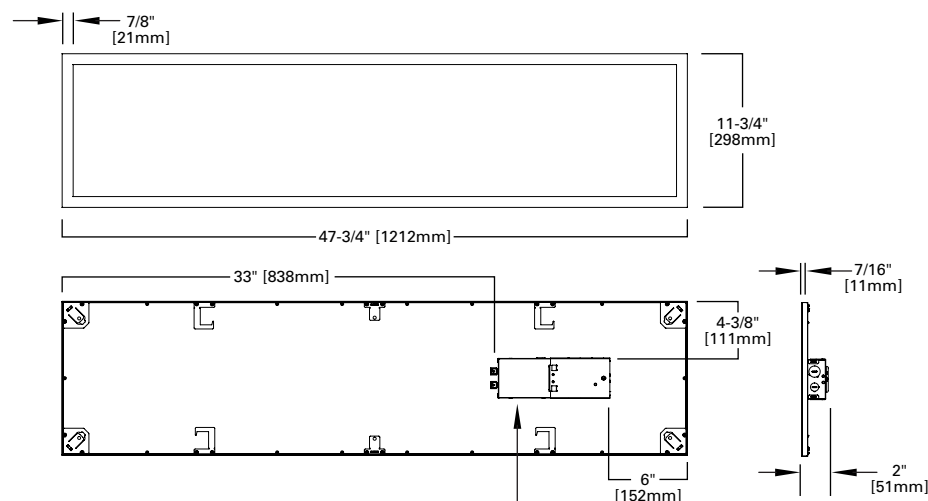
Product Features



Top Product Features

- Ultra thin less than 2" height fits shallow plenums with room to spare
- Models from less than 20W and High Lumen models up to 7000 lumens
- HE models at 136 lumens per watt deliver up to 60% energy savings
- Stock CCT in 80 CRI @ 3000K, 3500K, 4000K, 5000K and 90 CRI 3000K
- Easy to install - wire and wire nuts included

Dimensional and Mounting Details



Access plate with top side KO is available upon request.
Please contact factory if needed for use with MWS or otherwise.

Ordering Information/Performance

Standard Options

							Input Current (A)	
Catalog	UPC	CCT	CRI (Min)	Delivered Nominal Lumens	Watts	Efficacy (lm/W)	120V	277V
14FP4235C	080083833467	3500K	80	4259	38.3	111	.32	.14
14FP4240C	080083833481	4000K	80	4226	38.3	110		
14FP4250C	080083833504	5000K	80	4320	38.3	113		
14FP3830C9(1)	080083833764	3000K	90	3648	38.9	94	.34	.15
14FP3035HE	080083823765	3500K	80	3159	24.5	129	.21	.09
14FP3040HE	080083823789	4000K	80	3176	24.5	130		
14FP2630C	080083823666	3000K	80	2744	24.8	111		
14FP2635C	080083823680	3500K	80	2936	25.5	115		
14FP2640C	080083823703	4000K	80	3017	25.5	118	.22	

Notes: (1) May have extended lead times.

347V Options

							Input Current (A)	
Catalog	UPC	CCT	CRI (Min)	Delivered Nominal Lumens	Watts	Efficacy (lm/W)	347V	
14FP4235C-347V	80083885466	3500K	80	4259	37.2	115	.117	
14FP4240C-347V	80083876709	4000K	80	4226	37.2	114		
14FP4250C-347V	80083885541	5000K	80	4320	37.2	116		

Options/Ordering Information

ATW-SW4 =Chicago Rated and IP5X ingress protection ⁽³⁾ Example catalog number =ATW-SW4-14FP4240C
EL14W =EBPLED14W battery installed ⁽²⁾ EL7W =EBPLED7W battery installed ⁽²⁾ Example catalog number =14FP4240C-EL14W
A3/8-5D/18G =6' 3/8" flex with dimming leads installed Example catalog number =14FP4240C-A3/8-5D/18G
Notes: (2) Indicator/test switch to be installed separately. For approximate delivered lumens multiply the lumens per watt of the desired fixture by the wattage of the emergency battery pack (100 lm/W x 7=700 lumens). (3) May not be used with EL7W, EL14W or Flex options.

Load Data (Stock Product)

Thd	11%
Power Factor	0.96
Weight	9.8 lbs
Low Temp. Start	-20°C

Shipping Data

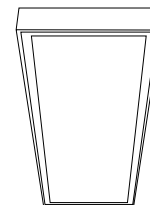
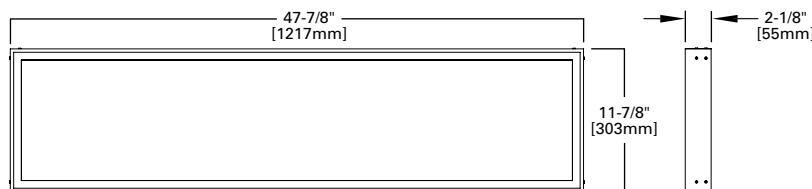
Fixture Size	Wt.	Pallet Size	Units per Pallet
1' x 4'	12 lbs.	52" x 49"	48

Accessories/Ordering Information

Surface Mount Kit ⁽³⁾

Catalog	UPC
FPSURF14	080083802708

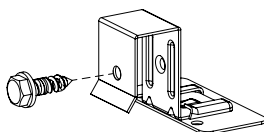
Notes: (3) May not be used with EL7W or EL14W options.



Ceiling Retention

Catalog	UPC
FPEQ	080083802685

Required by some local codes. Order one set for each fixture (Four clips per kit)



Drywall Frame Kit

Catalog	UPC
DF-14W-U	662401232949

Product Specifications

Construction

- Narrow aluminum bezel is tightly held to code gauge steel back plate
- Seamless corners to maximize the light emitting surface with a refined finish

Mounting

- Integral grid locking clips and separate suspension clips provided for installation flexibility when additional retention is required
- Junction box constructed of code gauge galvanized steel with easy access hinged door
- Multiple Trade size KO provided and JBox is suitable for up to 12AWG wiring
- Stock luminaire is less than 2" for use in shallow plenum or low ceiling spaces
- Surface mounting kits available
- ATW-SW4 option is available for CCEA compliance and provides full IP5X rating
- Factory installed flexible cable with dimming leads options available

Controls

- Standard UNV 120 - 277V driver with 0-10V dimming to 10% standard
- Compatible with field installed wireless controls available for either Wavelinx or LumaWatt Pro

Electrical

- Standard and High Efficacy models available
- LED's available in 3000K, 3500K, 4000K, and 5000K with a minimum of 80 CRI
- 90 CRI available with 3000K
- Projected lumen maintenance based on TM21 testing standards is L73 > 60,000 hours
- Emergency battery pack options available in 7w and 14w options
- Battery pack options available as factory installed or field installed for remote mounting

Optical Shielding

- Acrylic light guide with specialized features to optimize light extraction
- White frost lens with smooth pattern for uniform illumination
- Scratch and impact resistant

Compliance

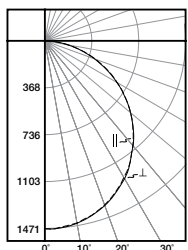
- Indoor luminaires are cULus listed for 25C ambient environments
- IC rated for direct insulation contact
- RoHS compliant
- Damp location listed
- IESNA LM-79 and LM-80 standards compliant
- DesignLights Consortium® Qualified and classified for both DLC Standard and DLC Premium, refer to www.designlights.org for details.
- Can be used for State of California Title 24 high efficacy luminaire

Warranty

- Five year warranty.

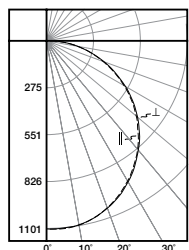
Photometric Data

[View IES files](#)



14FP4240C

Electronic Driver
Linear LED 4000K
Spacing criterion: (II) 1.25 x mounting height,
(L) 1.26 x mounting height
Lumens: 4226
Input Watts: 38.3W
Efficacy: 110.3 LPW
Test Report: 14FP4240C.IES



14FP3040HE

Electronic Driver
Linear LED 4000K
Spacing criterion: (II) 1.25 x mounting height,
(L) 1.26 x mounting height
Lumens: 3176
Input Watts: 24.5W
Efficacy: 129.6 LPW
Test Report: 14FP3040HE.IES

Control Systems

- WaveLinx
- DLVP
- LumaWatt Pro
- iLumin Plus
- VividTune



Connected Systems
[CLICK HERE](#)