

Glass Faceplates

Glass faceplates allow you to coordinate, accent, and blend your lighting controls with your décor, and experience a new way of expressing style and taste.

Features

- Glass faceplates feature square corners and beveled edges for a clean architectural look.
- Can be used in conjunction with HomeWorks® QS architectural seeTouch® keypads or GRAFIK Eye® QS seeTouch® architectural keypads.
- Compatible with all Lutron® designer opening products including keypads, dimmers and accessories.
- Can be used with Pico® Wireless Controllers.
- Wallplates are screwless, seamless and have no visible hardware; the front plate securely snaps onto the alignment adapter plate.

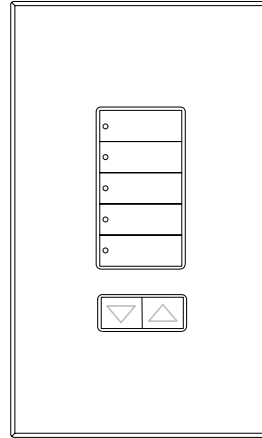
Colors Available:



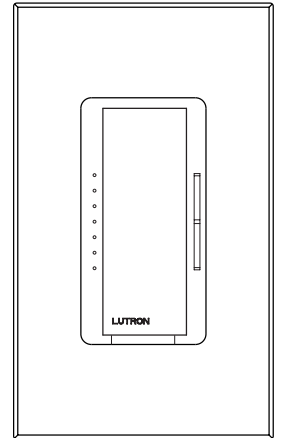
GWH
Green Glass with
White Paint



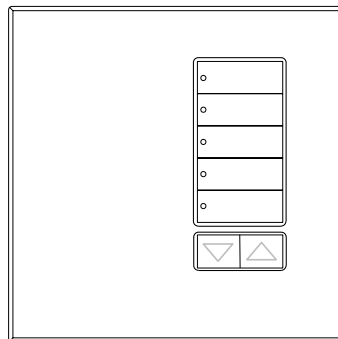
CWH
Clear Glass with
White Paint



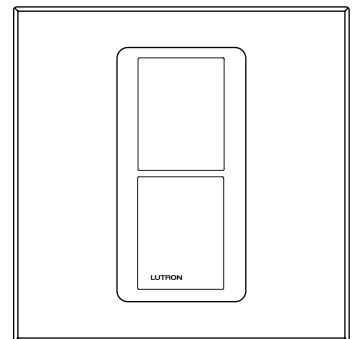
seeTouch® Glass Faceplate
Architectural Non-Insert Style



Designer Glass Faceplate
Architectural Style



seeTouch® Glass Faceplate
Architectural International
Frameless Style



Pico® Glass Faceplate
Architectural International
Frameless Style

Note: Products shown on this page are for faceplates only. Devices are sold separately.

Job Name:	Model Numbers:
Job Number:	

Model Numbers: seeTouch® Glass Faceplate

Architectural Non-Insert Style

LFGR-W1BN-XXX*	1 Button					
LFGR-W2BN-XXX*	2 Button					
LFGR-W2BSN-XXX*	2 Button					
LFGR-W3BN-XXX*	3 Button					
LFGR-W3BSN-XXX*	3 Button					
LFGR-W4BSN-XXX*	4 Button					
LFGR-W5BN-XXX*	5 Button					
LFGR-W5BTN-XXX*	5 Button					
LFGR-W6BN-XXX*	6 Button					
LFGR-W7BN-XXX*	7 Button					
LFGR-W2BRLN-XXX*	2 Button with Raise/Lower					
LFGR-W3BRLN-XXX*	3 Button with Raise/Lower					
LFGR-W3BSRLN-XXX*	3 Button with Raise/Lower					
LFGR-W5BRLN-XXX*	5 Button with Raise/Lower					
LFGR-W6BRLN-XXX*	6 Button with Raise/Lower					
LFGR-W3SN-XXX*	3 Scene with Raise/Lower					
LFGR-W4SN-XXX*	4 Scene with Raise/Lower					
LFGR-W1RLDN-XXX*	Dual Group with Raise/Lower					
LFGR-W2RLDN-XXX*	Dual Group with Dual Raise/Lower					
LFGR-W3BDN-XXX*	Dual Group					

* "XXX" in the model number represents color/finish code. See **Colors Available** below.

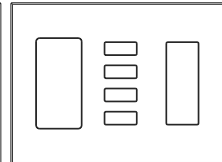

Colors Available:



GWH
Green Glass with
White Paint



CWH
Clear Glass with
White Paint



For multi-gang faceplates contact:
Lutron® Customer Service
1.888.LUTRON1 / +1.610.282.3800
custsvc@lutron.com

Note: Products shown on this page are for faceplates only. Devices are sold separately.

Job Name:	Model Numbers:
Job Number:	

Model Numbers: seeTouch® Glass Faceplate

Architectural International Frameless Style

LFGI-2B-F-XXX*	2 Button
LFGI-3B-F-XXX*	3 Button
LFGI-4B-F-XXX*	4 Button
LFGI-5BRL-F-XXX*	5 Button with Raise/Lower
LFGI-6BRL-F-XXX*	6 Button with Raise/Lower
LFGI-7BRL-F-XXX*	7 Button with Raise/Lower
LFGI-8BRL-F-XXX*	8 Button with Raise/Lower
LFGI-10BRL-F-XXX*	10 Button with Raise/Lower

* "XXX" in the model number represents color/finish code.
See **Colors Available** below.

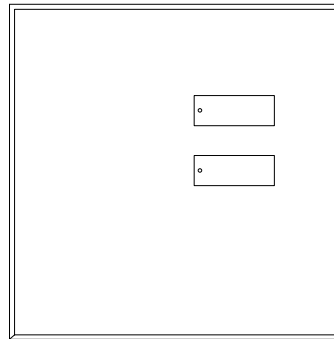
Colors Available:



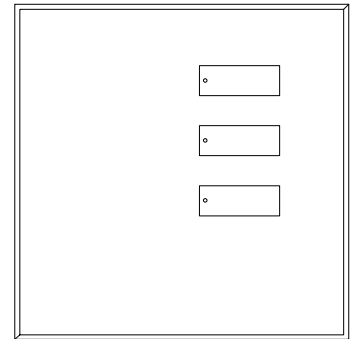
GWH
Green Glass with
White Paint



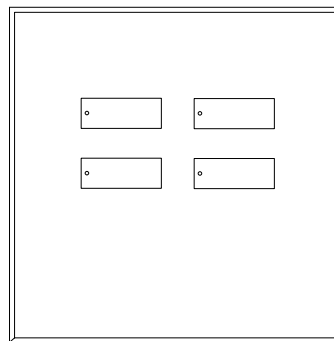
CWH
Clear Glass with
White Paint



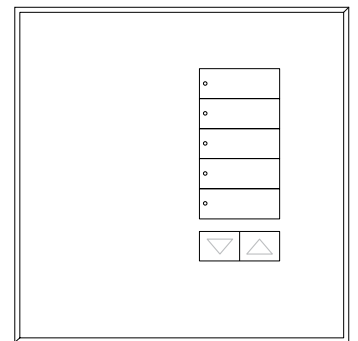
LFGI-2B-F



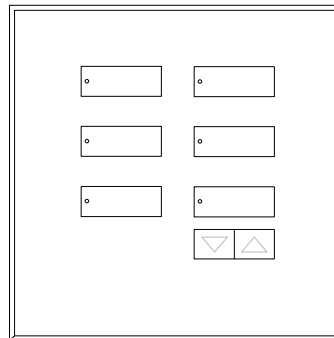
LFGI-3B-F



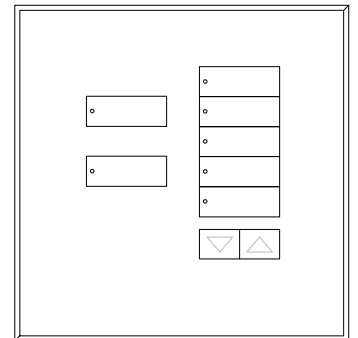
LFGI-4B-F



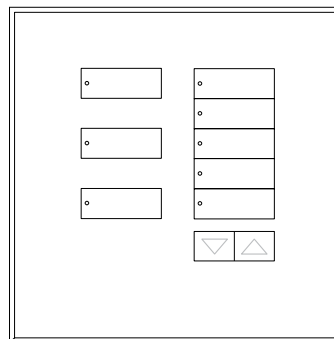
LFGI-5BRL-F



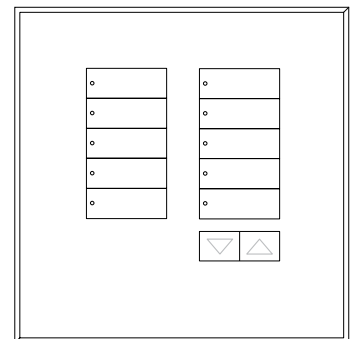
LFGI-6BRL-F



LFGI-7BRL-F



LFGI-8BRL-F



LFGI-10BRL-F

Note: Products shown on this page are for faceplates only.
Devices are sold separately.

Job Name:	Model Numbers:
Job Number:	

Specifications

Regulatory Approvals

- LFGR- products are UL® Listed to US and Canadian safety requirements UL 514D/CSA C22.2 42.1-00
- LFGL- and LFGLP- meet IEC requirements and are CE marked

Environment

- Ambient operating temperature: 32 °F to 104 °F (0 °C to 40 °C)
- Indoor use only

Product-Specific Features

- Faceplates have no visible means of attachment
- Heat strengthened glass
- Lamination layer will contain the glass in the event of a break

Warranty

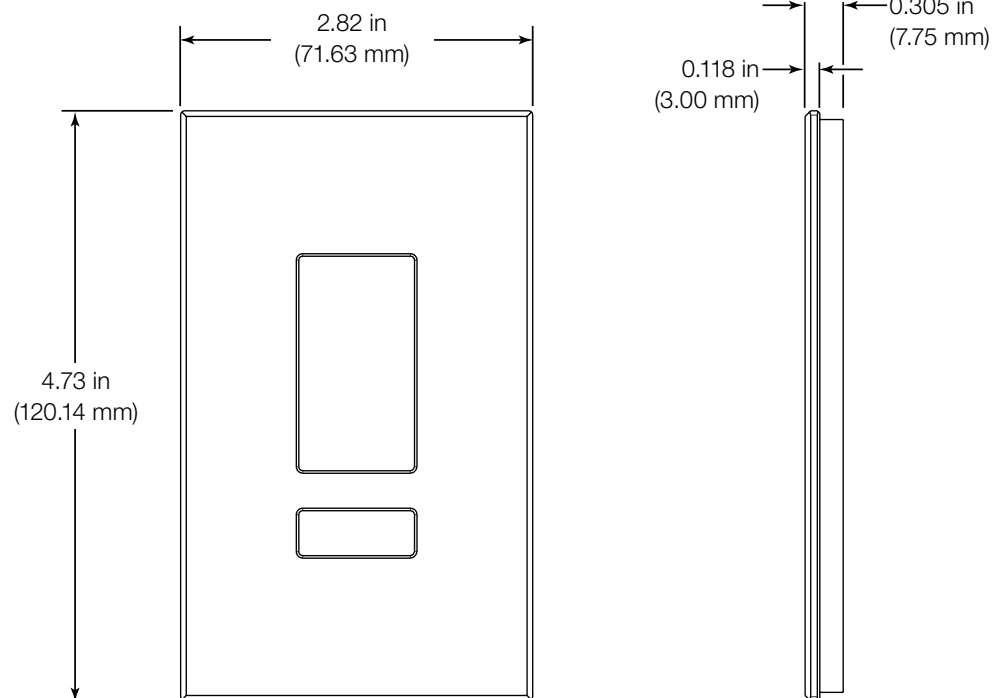
- 1 Year Limited Warranty. For additional Warranty information, please visit:
http://www.lutron.com/TechnicalDocumentLibrary/369-119_Wallbox_Warranty.pdf

Job Name:	Model Numbers:
Job Number:	

Dimensions

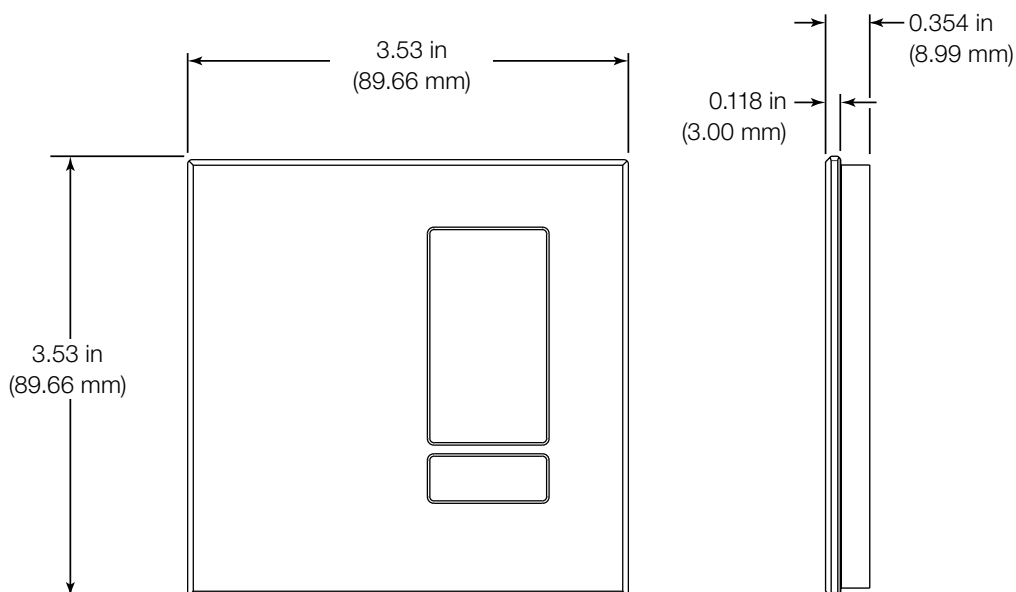
seeTouch® Glass Faceplate

Architectural Non-Insert Style



seeTouch® Glass Faceplate

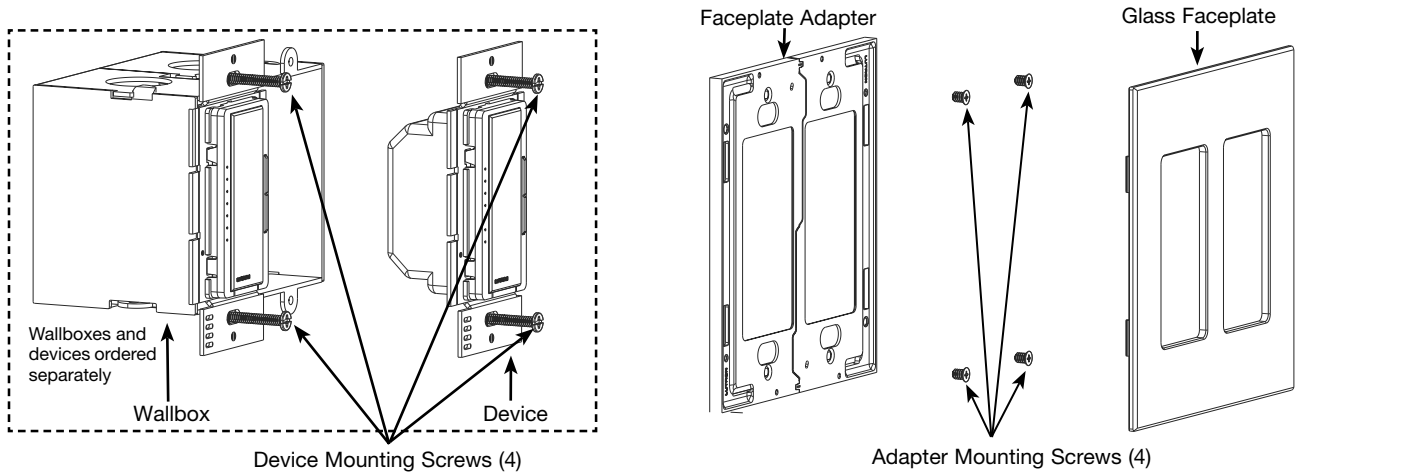
Architectural International Frameless Style



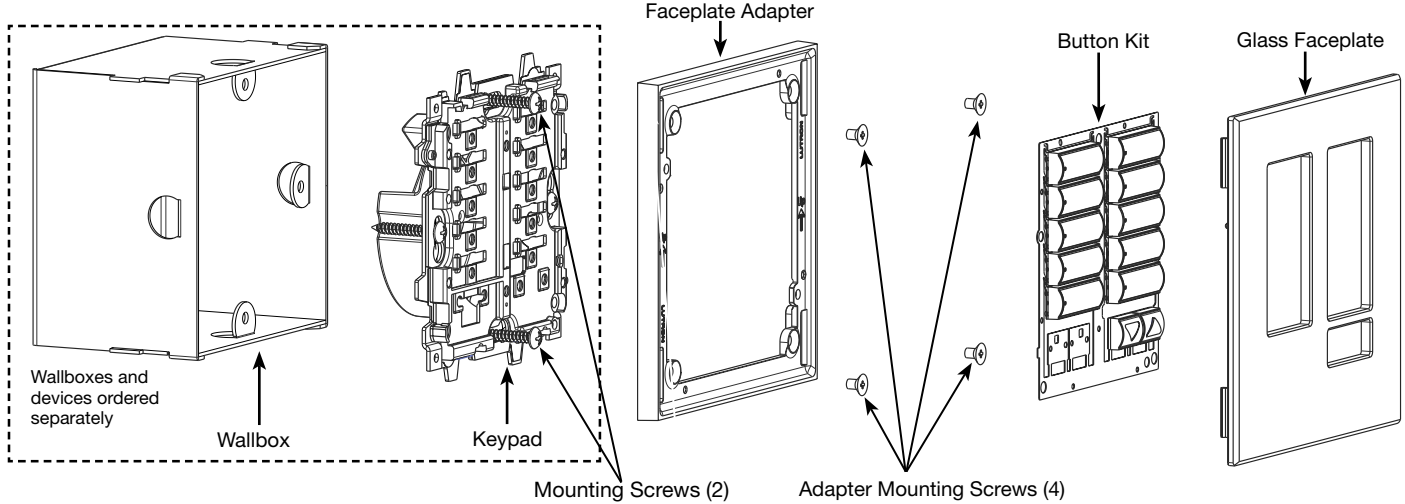
Job Name:	Model Numbers:
Job Number:	

Mounting

Designer Glass Faceplate: Architectural Style (LFGR-2 shown)



seeTouch® Glass Faceplate: Architectural International Frameless Style (LFGI-10BRL-F shown)



Pico® Glass Faceplate: Architectural International Frameless Style (LFGP-S2 shown)

