





Shown actual size: Skylark Contour C•L dimmer and 1-gang Claro wallplate in White (WH).



Product family features

- Rocker switch returns light to your favorite level
- Slide up to brighten; down to dim
- C•L™ dimmers offer more reliable dimming performance over standard dimmers when dimming CFLs and LED; they also provide full range dimming for incandescent and halogen bulbs as well as mixed loads types
- C•L dimmers feature HED™ Technology with advanced dimming circuitry designed for compatibility with most high-efficacy light bulbs
- eco-minder™ model: As the lights are dimmed, eco-minder LED transforms from red to green indicating 15% or more energy savings compared to a standard switch
- eco-dim® model guarantees at least 15% energy savings compared to a standard switch
- Mechanical air-gap to disconnect load power
- 100% factory tested
- Coordinating 1-gang Claro® wallplates only available separately
- Custom engraving available for wallplates, see pg. 155

Control types

-  Single-pole (one location)
-  3-way or 4-way (two or more locations)

Direct load type compatibility

-  Incandescent/halogen lighting
-  Dimmable CFL/LED lighting (screw-base)

Lighting load interfaces are not compatible with this family.

Available finishes

Use **BOLD** color code in model number (Example: CT-600P-**IV**)

Gloss finishes*



WH
White



LA
Light Almond



AL
Almond



IV
Ivory



GR
Gray



BR
Brown



BL
Black

Dimmers

Dimmers with on/off switch



- **C•L™** models provide more reliable dimming for screw-base CFL and LED lighting loads
- **eco-dim®** model guarantees at least 15% energy savings compared to a standard switch

Dimmers with on/off switch and locator light

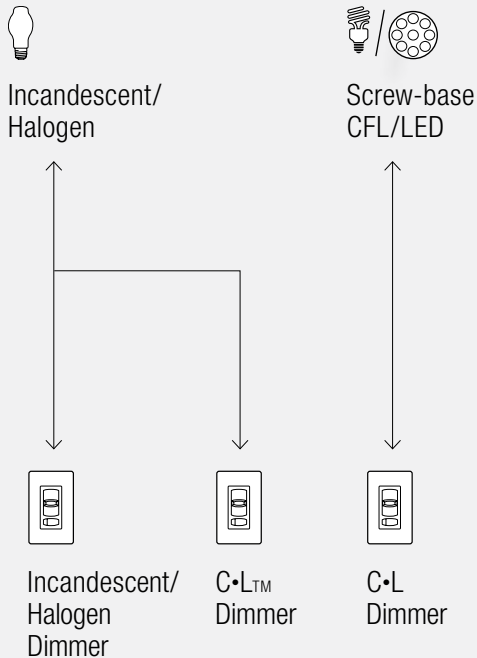


- Rocker switch returns light to your favorite level
- Slide up to brighten; down to dim
- Includes locator light
- **eco-minder™** green LED demonstrates 15% or more energy savings compared to a standard switch

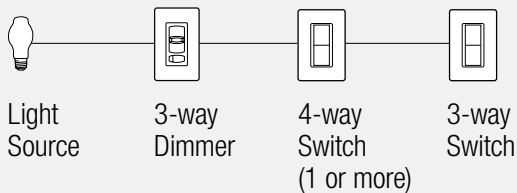
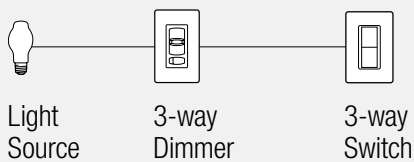
*Coordinating wallplates only available separately. For wallplate information, see pg. 160.

Connections overview

Load connections*



Control types (for 2 or more locations)
Dim from one location, switch from the others



For more information on ballasts, visit www.lutron.com/ballasts.
For more information on LED drivers, visit www.lutron.com/LED.

*For illustration purposes only. Consult model number pages for specific voltage and capacity information.

Dimmer model numbers

Incandescent/halogen dimmers

Dimmers with on/off switch

Single-pole 120V 600W	CT-600P- CC ³
3-way 120V 600W	CT-603P- CC ³
3-way/single-pole 120V 600W	CTCL-153P- CC ³

eco-minder™ dimmers with on/off switch and locator light

Single-pole 120V 600W	MK-600PI- EE ²
3-way 120V 600W	MK-603PI- EE ²

eco-minder green LED demonstrates 15% or more energy savings compared to a standard switch.

eco-dim® digital fade dimmer**

Multi-location/single-pole 120V 600W	CT-603PG- EE ²
---	----------------------------------

eco-dim model guarantees at least 15% energy savings and triples lamp life compared to a standard switch.

Dimmable CFL bulbs (screw-base)
 Dimmable LED bulbs (screw-base)

Dimmers with on/off switch

3-way/single-pole 120V 150W	CTCL-153P- CC ³
--------------------------------	-----------------------------------

Visit www.lutron.com for an approved list of dimmable CFL/LED bulbs, and “how to calculate wattage when mixing lamp types”.

CC³: Gloss color codes, see pg. 101
EE²: Gloss White (WH), Light Almond (LA), Almond (AL) and Ivory (IV), see pg. 101 (Wallplates not included, order separately, see pg. 160)


All models must be derated if ganged unless otherwise noted, see pg. 170.

**Minimum load is 40W/VA.

Accessories

Wallplates

4.75 in (121 mm)



Shown actual size:
2-gang Claro® wallplate
in White (WH).

For more information
about Designer wallplates,
see pg. 160.


4.69 in (119 mm)

.30 in (7.6 mm)
profile

Coordinated electrical devices



Tamper resistant
GFCI receptacle

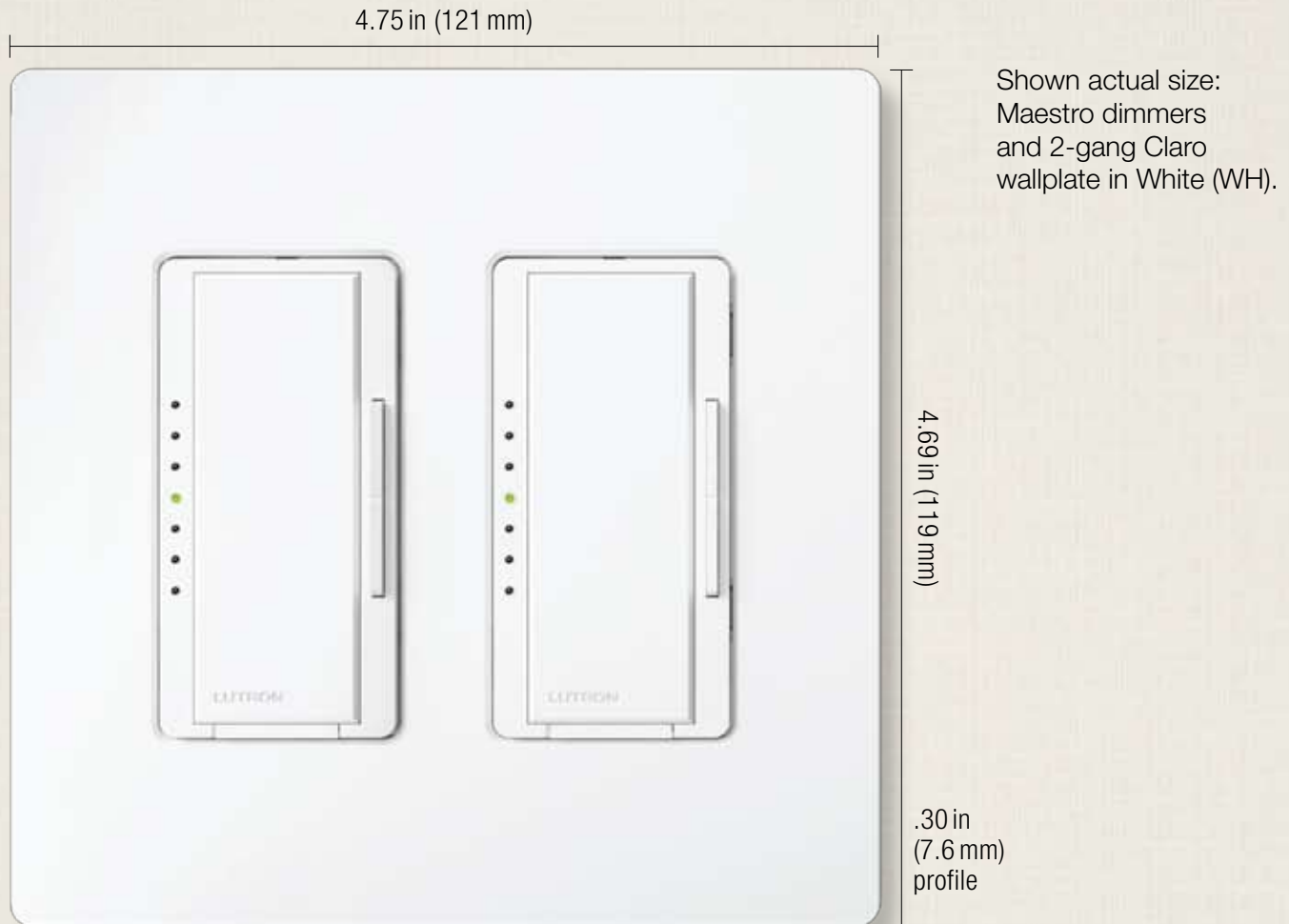


Customizable
6-port frame



Cable jack

For more information
about coordinated
Designer electrical
devices, see pg. 163.



Product family features

- Can be used in conjunction with the following dimmer(s) and switch(es): Maestro®, Maestro IR®, Maestro Wireless®, Pico™ wireless control, Spacer System®, Diva®, Lyneo® Lx, Skylark®, Skylark Contour™
- All Lutron® wallplates are screwless, seamless and have no visible hardware; the front plate securely snaps into the alignment adapter plate
- Full line of wiring devices in designer style opening
- Blank inserts available for Gloss colors (DV-BI-) and Satin colors (SC-BI-)
- Customize your designer wallplate with engraving, contact customer service to get started at 1.888.LUTRON1


Ganging and derating

- Designer wallplates use standard ganging
- Requires fins to be removed from dimmers for proper spacing (“Fins Broken” ganging), see pg. 170
- May require derating (i.e., reduction of dimmer capacity due to fin removal), see Derating Tables, pg. 172

Available finishes

Use **BOLD** color code in model number (Example: SC-1-**PL**)

Gloss finishes



WH
White

LA
Light Almond

AL
Almond


IV
Ivory

GR
Gray

BR
Brown

BL
Black

Satin finishes



SW
Snow

LS
Limestone


BI
Biscuit

ES
Eggshell

PD
Palladium

TP
Taupe

ST
Stone



BG
Bluestone

PL
Plum


SG
Sea Glass

TQ
Turquoise

GS
Goldstone

DS
Desert Stone

GB
Greenbriar



MS
Mocha Stone

TC
Terracotta

SI
Sienna

HT
Hot


MR
Merlot

MN
Midnight

SS
Stainless Steel*

*Stainless Steel finish wallplates include black plastic trim/adaptor, visible from side. Match with separate Black (BL) or Midnight (MN) controls and accessories.

Wallplates for Maestro®, Maestro IR®, Maestro Wireless®, Pico™ wireless control, Spacer System®, Diva®, Lyneo® Lx, Skylark® and Skylark Contour™



1-gang*

CW-1-**CC**²
SC-1-**CC**⁴


W: 2.94 in (75 mm); H: 4.69 in (119 mm)
D: .30 in (7.6 mm)



4-gang*

CW-4-**CC**²
SC-4-**CC**⁴

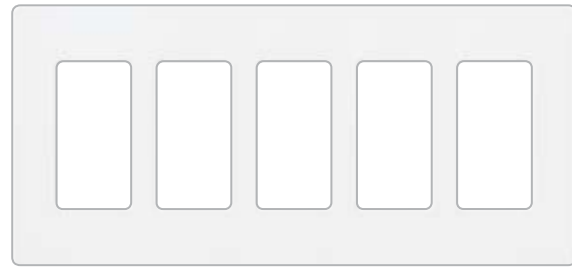
W: 8.37 in (213 mm); H: 4.69 in (119 mm);
D: .30 in (7.6 mm)



2-gang*

CW-2-**CC**²
SC-2-**CC**⁴

W: 4.75 in (121 mm); H: 4.69 in (119 mm);
D: .30 in (7.6 mm)



5-gang*

CW-5-**CC**²
SC-5-**CC**⁴

W: 10.18 in (259 mm); H: 4.69 in (119 mm);
D: .30 in (7.6 mm)



3-gang*

CW-3-**CC**²
SC-3-**CC**⁴

W: 6.56 in (167 mm); H: 4.69 in (119 mm);
D: .30 in (7.6 mm)

Multiple devices with line and low-voltage can be mounted behind a common wallplate using a standard barrier backbox, see Application Note #213 (Combining Low-Voltage and Line Voltage Wiring Devices in a Multi-Gang Box) at www.lutron.com/applicationnotes.

CC²: Gloss and Stainless Steel color codes, see pg. 161

CC⁴: Satin color codes, see pg. 161

Multi-gang dimmer installations may require derating, see pg. 170.

*Stainless Steel finish wallplates include black plastic trim/adaptor, visible from side. Match with separate Black (BL) or Midnight (MN) controls and accessories.



6-gang* CW-6-**CC**²
SC-6-**CC**⁴

W: 12.00in (305mm); H: 4.69in (119mm);
D: .30in (7.6mm)

Cable jacks



- F-style, 75-Ohm coaxial cable

Single cable jack* CA-CJH-**CC**³
SC-CJ-**CC**⁴

Telephone jacks



- 6-conductor telephone jack, RJ11

Single telephone jack* CA-PJH-**CC**³
SC-PJ-**CC**⁴

CC²: Gloss and Stainless Steel color codes, see pg. 161

CC³: Gloss color codes, see pg. 161

CC⁴: Satin color codes, see pg. 161

Receptacles



Tamper resistant receptacles

15A, 125V*	CARS-15-TR- CC ³
	SCRS-15-TR- CC ⁴
20A, 125V*	SCRS-20-TR- CC ⁴

Receptacles

15A, 125V*	CAR-15H- CC ³
	SCR-15- CC ⁴
20A, 125V*	SCR-20- CC ⁴

GFCI Receptacles



- Press test button to confirm LED indicator status
- Press reset button to reset GFCI after circuit interruption

Tamper resistant GFCI receptacles

15A, 125V*	GFCI	CAR-15-GFTR- CC ³
		SCR-15-GFTR- CC ⁴
20A, 125V*	GFCI	SCR-20-GFTR- CC ⁴

*Stainless Steel finish only available as separate wallplate. Match with separate Black (BL) or Midnight (MN) controls and accessories.

Receptacles for dimming use



- Duplex for dimming both connected loads
- Projecting nubs prevent standard plugs from being used
- Requires replacement plugs for dimming use

Duplex for dimming use

15 A	120/125V*	CAR-15-DFDU- CC ²
15 A	120/125V*	SCR-15-DFDU- CC ⁴
20 A	120/125V*	CAR-20-DFDU- CC ²
20 A	120/125V*	SCR-20-DFDU- CC ⁴

Receptacles for dimming use



- Top half for dimming
- Projecting nub prevents standard plug from being used
- Requires replacement plugs for dimming use
- Bottom half is a general use receptacle and will fit standard duplex plugs

Split duplex (half for dimming use)

15 A	120/125V*	CAR-15-HFDU- CC ²
15 A	120/125V*	SCR-15-HFDU- CC ⁴
20 A	120/125V*	CAR-20-HFDU- CC ²
20 A	120/125V*	SCR-20-HFDU- CC ⁴

Receptacles for dimming use



- Duplex for dimming both connected loads
- Projecting nubs prevent standard plugs from being used
- Requires replacement plugs for dimming use
- 15 A model shown
- Tamper resistant shutter mechanism

Dual dimming tamper resistant

15 A	120/125V*	CAR-15-DDTR- CC ²
15 A	120/125V*	SCR-15-DDTR- CC ⁴
20 A	120/125V*	CAR-20-DDTR- CC ²
20 A	120/125V*	SCR-20-DDTR- CC ⁴

Receptacles for dimming use



- Top half for dimming
- Projecting nub prevents standard plug from being used
- Requires replacement plugs for dimming use
- Bottom half is a general use receptacle and will fit standard duplex plugs
- 15 A model shown
- Tamper resistant shutter mechanism

Half dimming tamper resistant

15 A	120/125V*	CAR-15-HDTR- CC ²
15 A	120/125V*	SCR-15-HDTR- CC ⁴
20 A	120/125V*	CAR-20-HDTR- CC ²
20 A	120/125V*	SCR-20-HDTR- CC ⁴

CC²: Gloss color code and Stainless Steel, see pg. 161

CC⁴: Satin color codes, see pg. 161

*Stainless Steel finish only available as separate wallplate. Match with separate Black (BL) or Midnight (MN) controls and accessories.

Replacement plug for dimming
(use with receptacles on left)



- This plug required for use with Lutron® receptacles for dimming use—plug will work in standard receptacle
- Easily replaces the existing plugs on lamps

120/125V White	RP-FDU-10-WH
120/125V Brown	RP-FDU-10-BR

UL/CSA/NOM regulatory approvals.

Important notes

- If the hot and dimmed hot feeds to the split duplex HFDDU are supplied from different circuits or split-wired with separate switch-legs, a means to simultaneously disconnect these circuits must be provided at the panel board where they originate (NEC 210.7(C) 2002 Edition). A 2-pole circuit breaker or two single-pole circuit breakers with an approved handle tie can be used to accomplish this simultaneous disconnect. Feed-through dimming panels, which are those without breakers, are recommended when using the HFDDU.
- Receptacles and plugs for dimming use are UL listed for use with all Lutron® wallbox dimmers included in this catalog.
- If there is only one electrical feed to the receptacle, then the duplex DFDDU must be used.
- For detailed information, see Application Notes #91 (Guide to Dimming Table Lamps) and #109 (Guide to Dimming Portable Lamps via Receptacles) at www.lutron.com/applicationnotes.

CC²: Gloss color code and Stainless Steel, see pg. 161
CC⁴: Satin color codes, see pg. 161

*Stainless Steel finish only available as separate wallplate. Match with separate Black (BL) or Midnight (MN) controls and accessories.

Field customizable 6-port frame




- Shipped with six blanks in matching colors
- Connectors and wallplate sold separately
- Connectors snap in (no tools required)
- Connectors available in White (WH), unless noted





6-port frame*	CA-6PF- CC ³ SC-6PF- CC ⁴
---------------	--

Connectors for 6-port frame

Telephone/network jacks

 8-conductor, RJ45 category 3	CON-1P-C3- EE ⁴
8-conductor, RJ45 category 5e	CON-1P-C5E- EE ⁴
8-conductor, RJ45 category 6	CON-1P-C6- EE ⁴


Fiber jacks

 MT-RJ feed through	CON-1F-MTRJ-WH
 SC simplex	CON-1F-SC-WH
 LC non-flush mount	CON-1F-LG-WH
 ST style	CON-1F-ST-WH

Cable jack

 F-style, 75-Ohm coaxial cable	CON-1C- EE ⁴
---	--------------------------------

BNC jack

 BNC connector, 50-Ohm	CON-1B-WH
---	-----------

Connectors only for use with 6-port frame.

Switches



- Paddle turns on/off
- Use with any 15A load
- General purpose switching of all sources and motor loads
- No derating if ganged

General purpose switches (120/277 V)

Single-pole	15A*	CA-1PSH- CC ³ SC-1PS- CC ⁴
3-way	15A*	CA-3PSH- CC ³ SC-3PS- CC ⁴
4-way	15A*	CA-4PSH- CC ³ SC-4PS- CC ⁴

General purpose switch with locator light (120V only)

Single-pole	15A*	CA-1PSNL- EE ² SC-1PSNL- EE ¹⁰
3-way	15A*	CA-3PSNL- EE ² SC-3PSNL- EE ¹⁰
4-way	15A*	CA-4PSNL- EE ² SC-4PSNL- EE ¹⁰

CC³: Gloss color codes, see pg. 161

CC⁴: Satin color codes, see pg. 161

EE²: Only available in Almond (AL), Ivory (IV), Light Almond (LA) and White (WH)

EE⁴: Only available in White (WH) and Black (BL)

EE¹⁰: Available in Biscuit (BI), Eggshell (ES), Goldstone (GS), Limestone (LS), Sea Glass (SG) and Snow (SW)

*Stainless Steel finish only available as separate wallplate. Match with separate Black (BL) or Midnight (MN) controls and accessories.

How to understand ganging and derating

Standard ganging

Ganging is the side-by-side mounting of two or more dimmers or accessory devices under a multi-gang wallplate.

Standard multi-gang installation:

- Uses standard multi-gang electrical backboxes
- Uses standard multi-gang wallplates
- Requires fins to be removed from dimmers for proper spacing (“Fins Broken” ganging)
- May require derating (i.e., reduction of dimmer capacity due to fin removal), see Derating Tables, pgs. 172–173

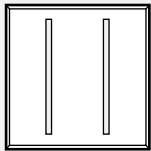
Custom ganging for Architectural style controls

For Architectural style dimmers and switches, it is possible to retain the maximum capacity of dimmers in multi-gang applications via custom architectural multi-gang:

- May require customized, wider-than-standard wallplates
- May require wider-than-standard electrical backboxes
- Allows full capacity (“No Fins Broken”) ganging
- Required for Nova® dimmers and for larger width (high capacity) architectural controls
- Visit www.lutron.com/customganging for additional information

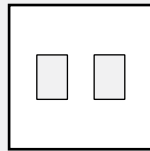
Standard ganging for dimmers, switches and accessories

New Architectural



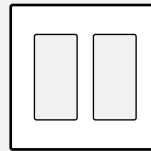
pg. 148

Architectural



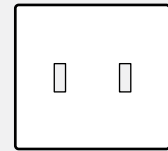
pg. 152

Designer

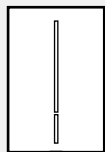


pg. 160

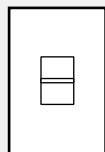
Traditional



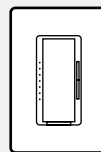
pg. 166



Vierti®



Vareo®
Nova T☆®



Maestro®
Maestro IR®
Maestro Wireless®
Spacer System®
Diva®
Lyneo® Lx
Skylark®
Skylark Contour™



Abella®
Ceana®
Ariadni®
Glyder®
Rotary

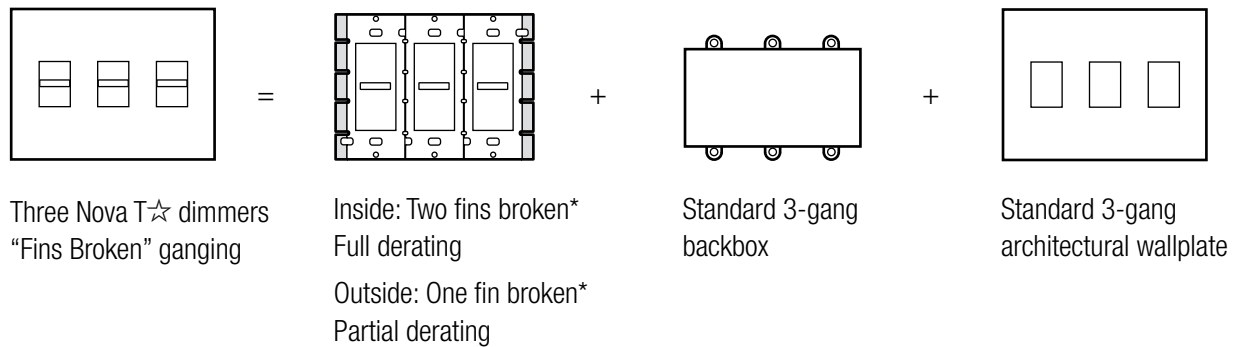
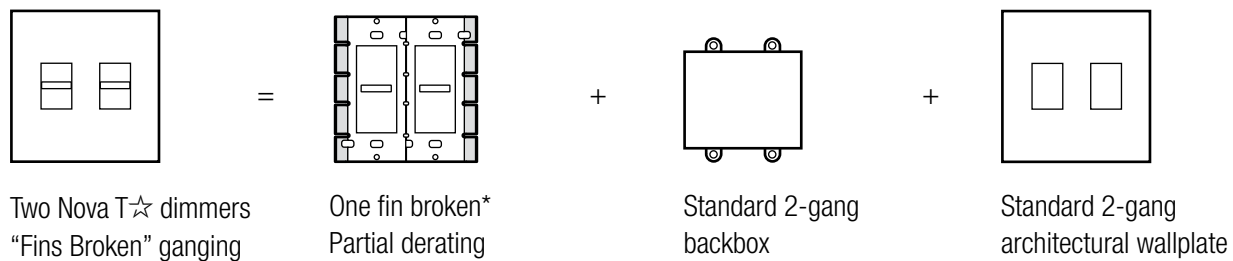
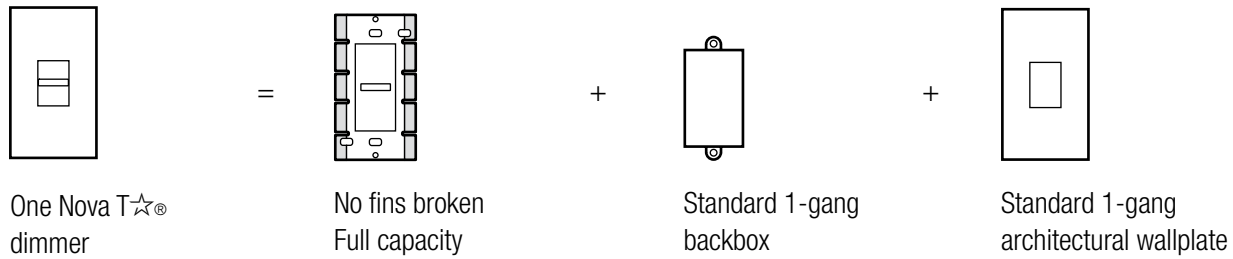
Derating Table 1
pg. 172

Derating Table 2
pg. 173

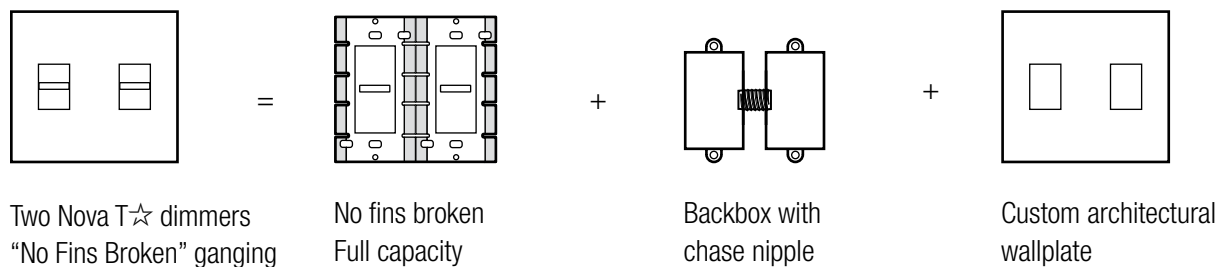
Derating Table 1
pg. 172

Derating Table 1
pg. 172

Standard ganging and fins broken derating examples:



Custom Architectural ganging example:



For further information on ganging and derating, visit www.lutron.com/multigang.
 *The fins are scored and designed to be removed easily.

Derating Table 1

New Architectural | Verti®

Designer | Maestro®, Maestro IR®, Maestro Wireless®, Spacer System®, Diva®, Lyneo® Lx, Skylark Contour™, Skylark®

Traditional | Abella®, Ceano®, Ariadni®, Glyder®, Rotary



No fins broken



1 fin broken



2 fins broken

	No fins broken	1 fin broken	2 fins broken
Incandescent			
Dimmers	600W	500W	400W
	1000W	800W	650W
Dual dimmers	300W	250W	200W
	300W	250W	200W
Magnetic low-voltage			
Dimmers	600VA/450W	500VA/400W	400VA/300W
	1000VA/800W	800VA/650W	650VA/500W
Electronic low-voltage			
Dimmers	300W	250W	200W
	500W	450W	400W
	600W	500W	400W
Fluorescent			
Hi-lume®/Hi-lume® Compact SE/Eco-10®/EcoSystem®			
Verti	60 ballasts/6A	50 ballasts/5A	35 ballasts/3.5A
Maestro/Spacer System	20 ballasts/6A	20 ballasts/5A	20 ballasts/3.5A
Diva, Skylark, Lyneo Lx and Ariadni	no derating	no derating	no derating
Tu-Wire®: Spacer System, Diva, Skylark	5A	4A	3.3A
Fan controls			
Quiet 7-speed	1.0A/300W	1.0A/300W	1.0A/300W
Quiet 3-speed	1.5A	1.5A	1.5A
Fully variable	5A	4A	3A
Fan/light controls			
Quiet 7-speed	1.0A/300W	1.0A/300W	1.0A/300W
Quiet 3-speed	1.5A/300W	1.5A/300W	1.5A/300W
	1.5A/360W	1.5A/360W	1.5A/360W
Fully variable	2.5A/300W	2.1A/250W	1.7A/200W
Electronic switches			
Verti	6A/3A	5A/3A	3.5A/3A
Maestro (light/fan)	8A/3A	6.5A/3A	5A/3A
Abella (light/fan)	6A/3A	5A/3A	3.5A/3A

Derating Table 2

Architectural | Vareo®, Nova T☆®



No fins broken



1 fin broken



2 fins broken

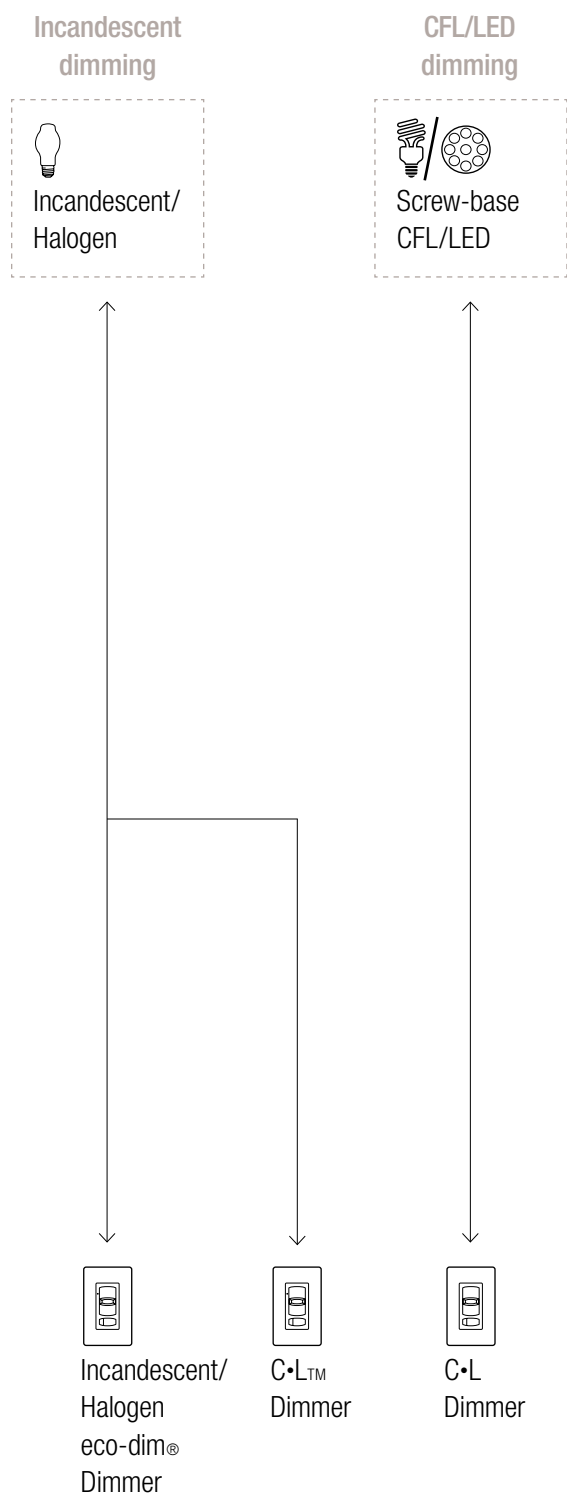
	No fins broken	1 fin broken	2 fins broken
Incandescent			
Dimmers	600W	500W	300W
	1000W	900W	700W
	1500W	1250W	1000W
	1950W	–	–
Magnetic low-voltage			
Dimmers	600 VA/450 W	500 VA/400 W	300 VA/250 W
	1000 VA/800 W	900 VA/750 W	700 VA/500 W
	1500 VA/1200 W	1250 VA/1000 W	1000 VA/800 W
Electronic low-voltage			
Dimmers	300W	300W	250W
	600W	500W	400W
Fluorescent			
Hi-lume®/Hi-lume® Compact SE/Eco-10®/EcoSystem®			
Vareo	20 ballasts /8 A	20 ballasts /6 A	20 ballasts /4.5 A
Nova T☆	6 A	no derating	no derating
	8 A	no derating	no derating
	16 A	no derating	no derating
0-10VDC control ¹	30mA ballasts	no derating	no derating
Tu-Wire®	5 A	4 A	3.3 A
Fan controls			
Quiet 3-speed	1.5 A	no derating	no derating
Fully variable	6 A	4.2 A	2.5 A
Fully variable	12 A	10 A	8.3 A
Electronic tapswitches²			
VETS-1000-	1000W	800W	650W
VETS-1000-SL-	1000W	900W	700W
VETN-1000-	1000 VA	700 VA	550 VA

For further information on ganging Nova®, visit www.lutron.com/customganging.

¹PowerPack required for line voltage switching.

²VETS-R-Auxiliary electronic tapswitches do not require derating.

Skylark Contour™



For illustration purposes only. Consult model number pages for specific voltage and capacity information.