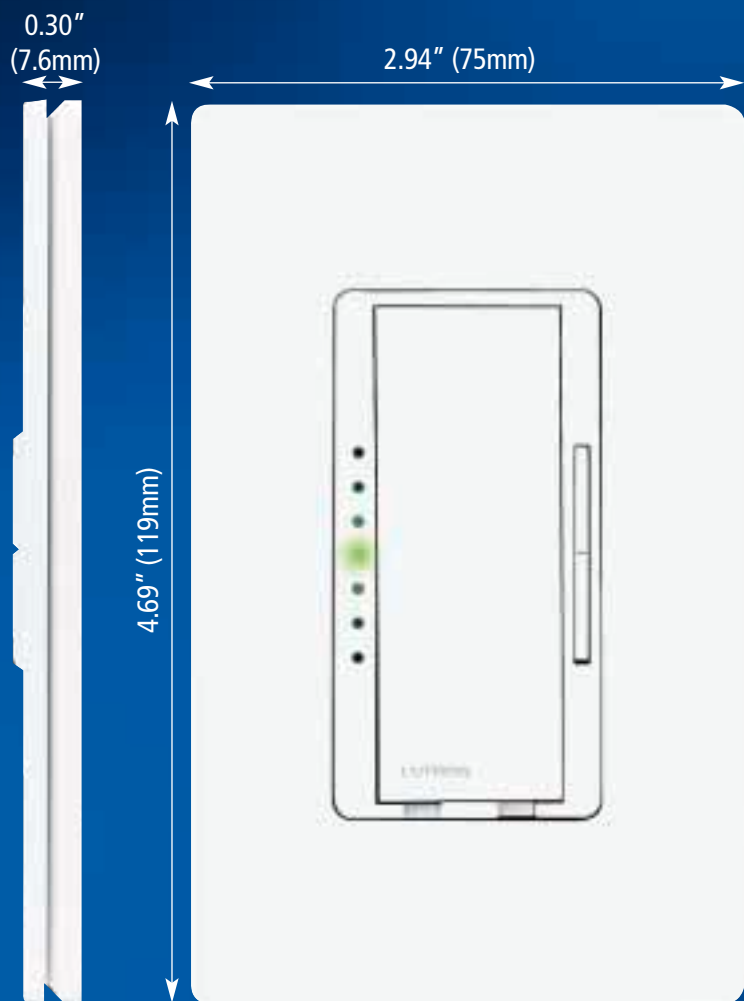


# MAESTRO®

## The High-Tech Multi-Location Smart Dimmer



Shown actual size: Maestro preset Smart Dimmer in white (WH). Claro® wallplate, pg.77, is included with Maestro Duo™ packages and sold separately for other products.

### Product Family Features


- High-tech "Smart Dimmer" with microprocessor technology for a standard designer wallplate opening
- Special Features!
  - Two taps on the switch brings lights on to full brightness
  - Press and hold the switch to set the delay before the lights go off
- LEDs indicate light level and glow softly as a locator light in the dark
- Multi-location dimming from up to 10 locations
- Uses standard single-pole and 3-way wiring for easy installation

### Specification Features

(See Performance Specifications, pg.144)

- Power-failure memory
- Line frequency compensation
- Electrostatic discharge protection
- Captive tapswitch and rocker
- Front accessible service switch (FASS™) to disconnect load power
- Includes radio frequency interference suppression circuitry
- Precise color consistency
- UV stable color

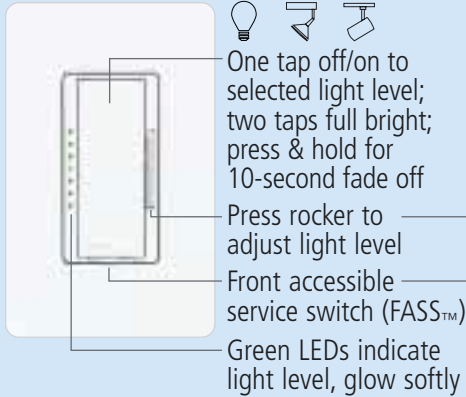
### Designer Gloss Colors/Finishes (See Color/Finish Guide, pg.8)



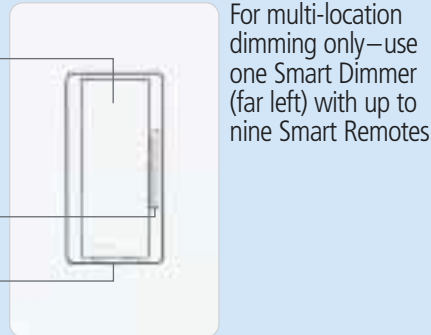
### Satin Colors™ – Colors/Finishes (To order or for latest color offering, contact Lutron Customer Service)



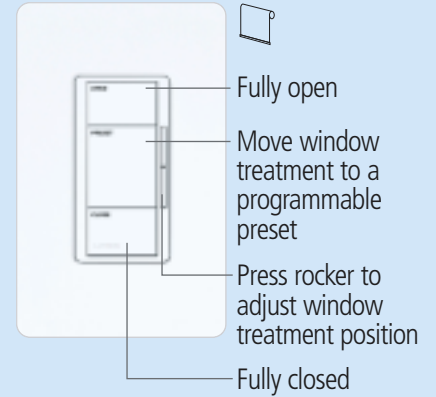
## Smart Dimmers




## Smart Remotes



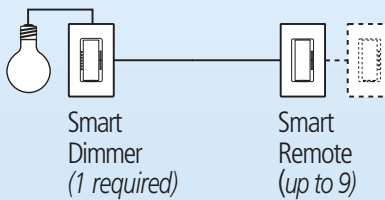
## Sivoia® Motorized Window Treatment Controls



### Single-Location Dimming



### Multi-Location Dimming



## Key to Models Available


	Incandescent
	Electronic Low Voltage
	Magnetic Low Voltage
	Motorized Window Treatments

## Claro® Accessories and Wallplates, pg.72

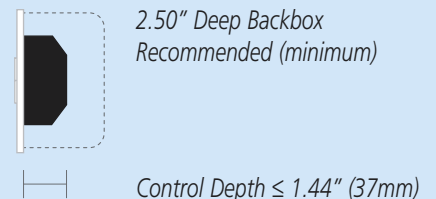








Switches, Receptacles, GFCI Receptacles, Isolated Ground Receptacles, Telephone and Cable Jacks, and 1- to 6-Gang Wallplates

## Related Products



## Installation Considerations



Description	Maximum Capacity*	Model #	Important Information
<b>Maestro Duo™ Packages</b>			
	<b>Incandescent</b>		<b>Ships in 48 hrs.</b>
			<b>Colors/Finishes</b>
<p><b>Maestro Duo Single-Pole Dimming Packages</b></p> <p>Package Includes:           600W                           <b>MAW-600H-</b> </p> <p>(1) Single-Pole Preset Smart Dimmer            (1) Claro® Single-Gang Wallplate</p> <p><i>Package Above:</i> Minimum load on dimmer is 40W.</p>			<p>Add color/finish suffix to model #            Example: <b>MAW-600H-WH</b></p> <p><b>WH</b> White  <b>IV</b> Ivory  <b>AL</b> Almond  <b>LA</b> Light Almond  <b>GR</b> Gray  <b>BR</b> Brown  <b>BL</b> Black</p> <p><i>Colors meet NEMA color standards where standards exist</i></p> <p><b>Accessories</b>            Matching Claro switches, receptacles, phone and cable jacks, pg.72.</p> <p><b>*Maximum Capacities</b>            For capacities in multigang installations, see ganging and derating information, pg.91.</p>
<p><b>Maestro Duo Multi-Location Dimming Packages</b></p> <p>Package Includes:           600W                           <b>MAW-603-RH-</b> </p> <p>(1) Multi-Location Preset Smart Dimmer            (1) Smart Remote            (2) Claro Single-Gang Wallplates</p> <p><i>Package Above:</i> To dim from additional locations, use Maestro Smart Remotes, MA-R-, pg.60. Not for use with mechanical 3-way or 4-way switches. Maestro Smart Remote does not have to be derated when ganged; to multigang Smart Dimmers see derating information, pg.91. Minimum load on dimmer is 40W.</p>			<p><b>Single-Gang Wallplate Dimensions</b></p> <p>W: 2.94" (75mm)            H: 4.69" (119mm)            D: 0.30" (7.6mm)</p>
			<p>Controls are 120V            60Hz unless noted.</p>
			<p><b>Global Ordering</b>            see pg.181</p>
<p><b>For More Information:</b>  <a href="http://www.lutron.com/maestro">www.lutron.com/maestro</a>            Fax-on-Demand 1-800-523-9466</p>			

Description	Maximum Capacity*	Model #
-------------	-------------------	---------

## Important Information

### Smart Dimmers



#### Incandescent

##### Preset Smart Dimmers

Single Pole/ Multi-Location	600W	<b>MA-600-</b>
Single Pole/ Multi-Location	1000W	<b>MA-1000-</b>

*Products Above:* For multi-location dimming, use one Maestro Smart Dimmer with up to nine Maestro Smart Remotes, MA-R-, pg.60. Not for use with mechanical 3-way or 4-way switches. Minimum load on dimmer is 40W. Derating required if ganged, pg.91.

*Ships in 48 hrs.*

#### Colors/Finishes

Add color/finish suffix to model #

Example: **MA-600-WH**

- WH** White
- IV** Ivory
- AL** Almond
- LA** Light Almond
- GR** Gray
- BR** Brown
- BL** Black

*Colors meet NEMA color standards where standards exist*

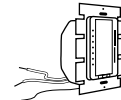
#### Wallplates & Accessories



Claro® wallplates sold separately, pg.77.

Matching Claro switches, receptacles, phone and cable jacks, pg.72.

#### What's Included



Control only

#### \*Maximum Capacities

For capacities in multigang installations, see ganging and derating information, pg.91.

#### Single-Gang Wallplate Dimensions

W: 2.94" (75mm)  
H: 4.69" (119mm)  
D: 0.30" (7.6mm)

Controls are 120V  
60Hz unless noted.



Global Ordering  
see pg.181



#### Electronic Low Voltage

##### Preset Smart Dimmers

Single Pole/ Multi-Location	600W	<b>MAELV-600-</b>
--------------------------------	------	-------------------









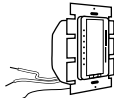





*Products Above:* For multi-location dimming, use one Maestro Smart Dimmer with up to nine Maestro Smart Remotes, MA-R-, pg.60. Requires neutral wire connection. Not for use with mechanical 3-way or 4-way switches. Minimum load on dimmer is 5W. Derating required if ganged, pg.91.



#### For More Information:

[www.lutron.com/maestro](http://www.lutron.com/maestro)

Fax-on-Demand 1-800-523-9466

	Description	Maximum Capacity* Model #	Important Information				
	<h2>Smart Dimmers (cont.)</h2>						
	<h3>Magnetic Low Voltage</h3> <p><i>Preset Smart Dimmers</i></p> <table border="0"> <tr> <td>Single Pole/ Multi-Location</td> <td>600VA (450W)</td> <td><b>MALV-600-</b> </td> </tr> <tr> <td>Single Pole/ Multi-Location</td> <td>1000VA (800W)</td> <td><b>MALV-1000-</b> </td> </tr> </table> <p><i>Products Above:</i> For multi-location dimming, use one Maestro Smart Dimmer with up to nine Maestro Smart Remotes, MA-R-, below. Not for use with mechanical 3-way or 4-way switches. Wattage indicates maximum lamp load, see Dimming Basics, pg.153. Minimum load on dimmer is 40W. Derating required if ganged, pg.91.</p>	Single Pole/ Multi-Location	600VA (450W)	<b>MALV-600-</b> 	Single Pole/ Multi-Location	1000VA (800W)	<b>MALV-1000-</b> 
Single Pole/ Multi-Location	600VA (450W)	<b>MALV-600-</b> 					
Single Pole/ Multi-Location	1000VA (800W)	<b>MALV-1000-</b> 					
	<h3>Fluorescent</h3> <p>For control of fluorescent loads, use Lutron Hi-lume®, Compact SE™, Eco-10™ line-voltage, or Tu-Wire® electronic dimming ballasts with MA-600- and Hi-Power 2·4·6 dimming modules, pg.142. For a coordinated look, consider using Spacer System™ dimmers for controlling fluorescent loads, pg.100.</p>	<h3>What's Included</h3>  <p>Control only</p>					
	<h3>Hi-Power 2·4·6™ Dimming Modules</h3> <p><i>To increase load capacity up to 30,000W/VA in most popular sources, use one MA-600- and add up to five dimming modules. See pg.142 for information.</i></p>	<h3>*Maximum Capacities</h3> <p>For capacities in multigang installations, see ganging and derating information, pg.91.</p> <h3>Single-Gang Wallplate Dimensions</h3> <p>W: 2.94" (75mm) H: 4.69" (119mm) D: 0.30" (7.6mm)</p>					
	<h2>Smart Remotes</h2>						
	<h3>Provide Multi-Location Dimming from up to Nine Additional Locations.</h3> <p><i>Smart Remotes</i> <b>MA-R-</b> </p> <p>For multi-location dimming, use up to nine Smart Remotes with only one of the following Maestro multi-location dimmers: MA-600-, MA-1000-, MALV-600-, MALV-1000-, or MAELV-600-.</p> <p><i>Product Above:</i> Not for use with mechanical 3-way or 4-way switches. Maximum traveller wiring run for multi-location applications is 250' (76.2m). No derating required if ganged.</p>	<p>Controls are 120V 60Hz unless noted.</p> <p>   <b>Global Ordering</b> see pg.181</p> <p><b>For More Information:</b> www.lutron.com/maestro Fax-on-Demand 1-800-523-9466</p>					

Description	Model #
-------------	---------

## Important Information

### Window Treatment Controls



#### Sivoia® Motorized Window Treatments

WALLPLATES INCLUDED

#### Keypads

Individual Control, 24VAC

SV-1PI-

Group Control, 24VAC

SV-1PG-

*Products Above:* Keypads are surface-mounted so no wallbox or behind-the-wall wiring is required. Ideal for retrofit installations. Keypads work exclusively with Lutron Sivoia Motorized Window Treatment Motor Drive Units (MDU). Individual control, SV-1PI-, effects the window treatment it is wired to. Group control, SV-1PG-, effects the group of window treatments linked to the window treatment it is wired to.

*Ships in 48 hrs.*

#### Colors/Finishes

Add color/finish suffix to model #  
Example: **SV-1PI-WH**

- WH** White
- IV** Ivory
- AL** Almond
- LA** Light Almond
- GR** Gray
- BR** Brown
- BL** Black

*Colors meet NEMA color standards where standards exist*

#### Accessories

Matching Claro switches, receptacles, phone and cable jacks, pg.72.

#### Single-Gang Wallplate Dimensions

- W: 2.94" (75mm)
- H: 4.69" (119mm)
- D: 0.30" (7.6mm)

#### Sivoia Motorized Window Treatments

See [www.vimco.com](http://www.vimco.com) for complete information.



   Global Ordering  
see pg.181

#### For More Information:

[www.lutron.com/maestro](http://www.lutron.com/maestro)  
Fax-on-Demand 1-800-523-9466