

Project		Catalog #		Type	
Prepared by		Notes		Date	



Lumark

RPGC

Parking Garage / Canopy Luminaire

Product Features



Interactive Menu

- Ordering Information [page 2](#)
- Product Specifications [page 2](#)
- Energy and Performance Data [page 3](#)
- Control Options [page 3](#)

Product Certifications



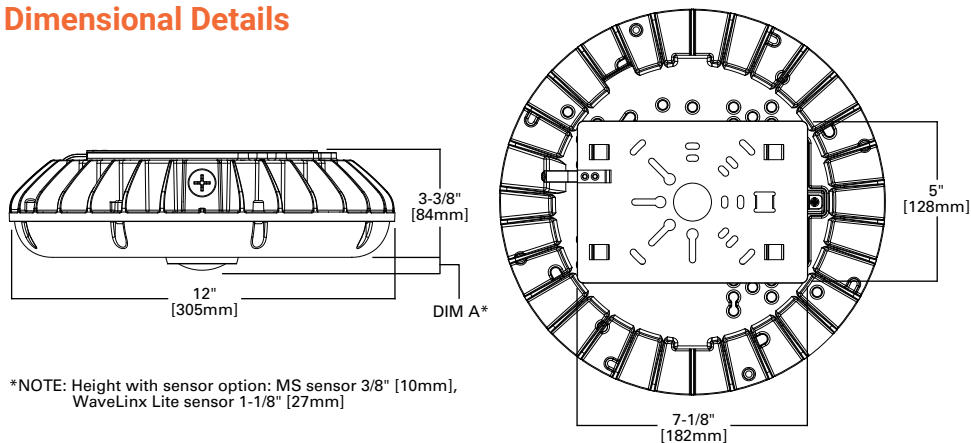
Quick Facts

- Low profile, die cast aluminum housing
- Round drop lens provides uplight to eliminate dark ceilings
- Selectable lumen switch provides 30W to 60W (3,700-7,800 lumens) selectability
- Maximize energy savings with efficacies up to 125 lumens per watt
- Replaces 150W up to 250W HID equivalents
- Easy installation with quick-mount bracket for hands-free wiring

Connected Systems

- WaveLinx Lite

Dimensional Details



*NOTE: Height with sensor option: MS sensor 3/8" [10mm], WaveLinx Lite sensor 1-1/8" [27mm]

Ordering Information

Model Number ¹	Accessories (Order Separately)
RPGC25S=UNV, 60W Max RPGC25S-347=347V, 60W Max ² RPGC25-MS/DIM-L08=UNV, 60W, Motion Sensor for Dimming Operation, Up to 8' Mounting Height ^{2,3} RPGC25-MS/DIM-L20=UNV, 60W, Motion Sensor for Dimming Operation, 9' - 20' Mounting Height ^{2,3} RPGC25-347-MS/DIM-L08=347V, 60W, Motion Sensor for Dimming Operation, Up to 8' Mounting Height ^{2,3} RPGC25-347-MS/DIM-L20=347V, 60W, Motion Sensor for Dimming Operation, 9' - 20' Mounting Height ^{2,3} RPGC25-ZW-WOBWH=UNV, 60W, WaveLinX Lite, Dimming Motion and Daylight, Bluetooth Programmable, 7' - 15' Mounting ^{2,4} RPGC25-ZW-WOFWH=UNV, 60W, WaveLinX Lite, Dimming Motion and Daylight, Bluetooth Programmable, 15' - 40' Mounting ^{2,4} RPGC25-ZD-WOBWH=UNV, 60W, WaveLinX Lite, SR Driver, Dimming Motion and Daylight, Bluetooth Programmable, 7' - 15' Mounting ^{2,4} RPGC25-ZD-WOFWH=UNV, 60W, WaveLinX Lite, SR Driver, Dimming Motion and Daylight, Bluetooth Programmable, 15' - 40' Mounting ^{2,4} RPGC25-347-ZD-WOBWH=347V, 60W, WaveLinX Lite, SR Driver, Dimming Motion and Daylight, Bluetooth Programmable, 7' - 15' Mounting ^{2,4} RPGC25-347-ZD-WOFWH=347V, 60W, WaveLinX Lite, SR Driver, Dimming Motion and Daylight, Bluetooth Programmable, 15' - 40' Mounting ^{2,4}	FSIR-100=Wireless Configuration Tool for Motion Sensor ⁵

NOTES:

- All models in 4000K CCT, 70CRI and white color finish.
- Extended lead times apply to this configuration.
- These configurations do not include the wattage selectable integrated switch. To field-adjust lumen output, use FSIR-100 configuration tool to adjust maximum output levels.
- These configurations do not include the wattage selectable integrated switch. In order to field-configure the sensor, download the WaveLinX App via a mobile device. Sensor passive infrared (PIR) may be overly sensitive when operating below -20°C (-4°F).
- This tool enables adjustment to Motion Sensor (MS) parameters including high and low modes, sensitivity, time delay, cutoff and more. Consult your lighting representative at Cooper Lighting Solutions for more information.

Product Specifications

Construction

- Heavy-duty, low-profile die-cast aluminum housing
- Integrated universal mounting plate which mounts directly to 4" round, octagonal, and square junction boxes
- Quick-mount bracket system allows for free hand wiring suitable for mounting to a surface mounted j-box or to a rigid or free swinging pendant (supplied by others)

Optics

- Round drop lens constructed of polycarbonate material with refractive features built in to maximize area coverage
- Standard 4000K CCT and min 70 CRI
- Drop lens provides light above the 90 degree plane for some ambient uplighting

Electrical

- Maintains greater than 90% of initial light output after 50,000 hours of operation
- Integral LED electronic driver incorporates surge protection and 0-10V dimming
- 120V-277V, 50/60 Hz or 347V/60 Hz
- Integrated selectable lumen switch allows installer to easily toggle between three different lumen outputs; Factory preset is max output

Typical Applications

- Parking garages, canopy, stairwells and covered walkways

Shipping Data

- Approximate net weight: 7.6 lbs. (3.4 kgs.)

Warranty

- Five year limited warranty. Consult website for details www.cooperlighting.com/legal

Energy and Performance Data

Power and Lumens

Switch Position	0 (Factory pre-set)	1	2
Power (Watts)	63	49	31
Input Current @ 120V (A)	0.52	0.41	0.26
Input Current @ 277V (A)	0.23	0.19	0.13
Input Current @ 347V (A)	0.19	0.16	0.10
Distribution			
4000K Lumens	7,811	6,124	3,690
BUG Rating	B3-U3-G2	B2-U3-G2	B2-U3-G1

Lumen Maintenance

Ambient Temperature	TM-21 Lumen Maintenance (50,000 Hours)	Theoretical L70 (Hours)
40°C	89.6%	159,000

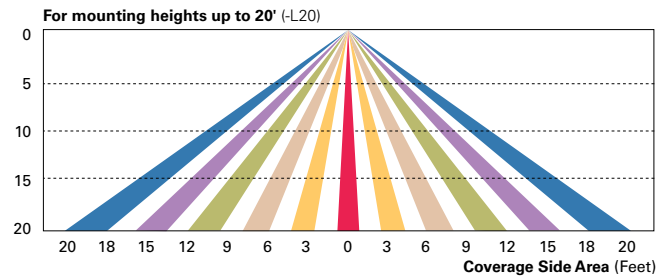
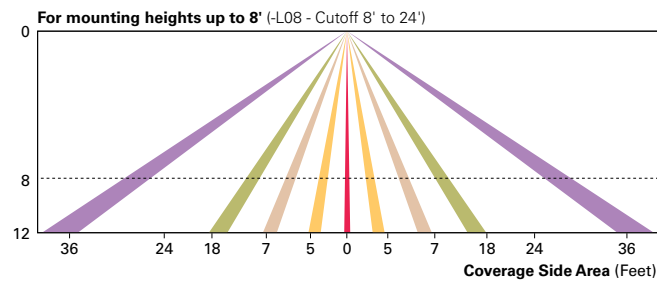
Lumen Multiplier

Ambient Temperature	Lumen Multiplier
10°C	1.02
15°C	1.01
25°C	1.00
40°C	0.97

Control Options

Dimming Occupancy Sensor (MS) These sensors are factory installed in the luminaire housing. When a sensor for dimming operation (/DIM) option is selected, the luminaire will dim down to approximately 50 percent power after five minutes of no activity detected. When activity is detected, the luminaire returns to full light output.

These occupancy sensors include an integral photocell that can be activated or inactivated with the programming remote / configuration tool for "dusk-to-dawn" control or "daylight harvesting". Note: For MS sensors, the factory preset is OFF (Disabled). The programming remote / tool is a wireless tool that can be utilized to change the dimming level, time delay, sensitivity and other parameters. A variety of sensor lenses are available to optimize the coverage pattern for mounting heights from 8'-20'.



WaveLinX Lite Operates on a wireless mesh network based on IEEE 802.15.4 standards enabling wireless control of outdoor lighting. These outdoor sensors offer passive infrared (PIR) occupancy and a photocell for closed loop daylight sensing. These sensors are factory preset to dim down to approximately 50 percent power after 15 minutes of no activity detected and dusk-to-dawn is enabled. A variety of sensor lenses are available to optimize the coverage pattern for mounting heights from 7'-40'. Use the WaveLinX Mobile application for set-up and configuration.

