

Catalog Number
Notes
Type

FEATURES & SPECIFICATIONS

Certain airborne contaminants can diminish the integrity of acrylic and/or polycarbonate. [Click here for Acrylic-Polycarbonate Compatibility table for suitable use.](#)

Certain airborne contaminants may adversely affect the functioning of LEDs and other electronic components, depending on various factors such as concentrations of the contaminants, ventilation, and temperature at the end-user location. [Click here for a list of substances that may not be suitable for interaction with LEDs and other electronic components.](#)

ENCLOSED CONSTRUCTION:

- Cast & Extruded Aluminum - Polyester Powder Coated
- 18-8 Stainless Steel Hardware
- 316 Stainless steel mounting bracket
- Molded Silicon Gasketing
- 3/4" threaded NPT end-caps standard

OPTICS & LENS:

- Clear & Frosted Polycarbonate, .125" thick
- Clear & Frosted Tempered Glass, .125" thick

ELECTRICAL:

- MVOLT (120-277V, 50/60hz)
- HVOLT (347-480V)
- 0-10V, 10% Dimming

INSTALLATION:

- Surface (ceiling, wall, angle). Standard mounting bracket is ceiling only.
- Suspended - Standard or RMBK (Chain, cable, pendant)
- Pole (u-bolt)

(see page 7 for mounting images)

LISTING & RATINGS:

- CSA Listed per UL1598
- IP65, IP66, IP69K Rated per IEC60529
- IP67 **option** rated per IEC60529
- NEMA 4X rated
- IK rated (see chart on page 3)
- 1G rated with standard mounting bracket, 3G rated with optional rigid mount bracket (RMBK) per ANSI C136.31)
- FCC Title 47, Part 15, Subpart B
- 6kV/3kA Surge Rated per ANSI C82.77-5-2015
- NSF Splash zone 2 rated (excludes RMBK option)
- CSA Ambient Listings on Page 3
- Lumen Maintenance Listed on Page 3

DesignLights Consortium® (DLC) Premium qualified product and DLC qualified product. Not all versions of this product may be DLC Premium qualified or DLC qualified. Please check the DLC Qualified Products List at www.designlights.org/QPL to confirm which versions are qualified.

WARRANTY — 5-year limited warranty. Complete warranty terms located at: www.acuitybrands.com/support/warranty/terms-and-conditions

NOTE: Actual performance may differ as a result of end-user environment and application. All values are design or typical values, measured under laboratory conditions at 25 °C. Specifications subject to change without notice.

Heavy Industrial, Enclosed and Gasketed Industrial Strip

FEX LED



Embed nLight controls today. Prepare for tomorrow.

Now	Tomorrow
User-friendly install	Scalability
Enhanced energy savings	Space configuration
Code compliance	Future-ready

A+ Capable Luminaire

This item is an A+ capable luminaire, which has been designed and tested to provide consistent color appearance and out-of-the-box control compatibility with simple commissioning.

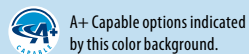
- All configurations of this luminaire meet the Acuity Brands' specification for chromatic consistency
- This luminaire is part of an A+ Certified solution for nLight® or XPoint™ Wireless control networks marked by a shaded background*

To learn more about A+, visit www.acuitybrands.com/aplus.

*See ordering tree for details

FEX LED

Low-Profile Enclosed and Gasketed



ORDERING INFORMATION

Lead times will vary depending on options selected. Consult with your sales representative.

Example: FEX L48 4000LM FPCL WD MVOLT GZ10 40K 80CRI DWHXD

Series	Length	Nominal Lumens	Diffuser	Distribution	Voltage	Driver	Color temperature	CRI	
FEX	L24 24"	2000LM	2,000 lumens	FPCL Flat Poly Clear, .125" thick	MD Medium	MVOLT 120-277, 50/60hz	GZ10 0 - 10V dimming	30K 3000K	80CRI 80 CRI
		3000LM	3,000 lumens		WD Wide			35K 3500K	90CRI 90 CRI
		4000LM	4,000 lumens		PGD Parking Garage			40K 4000K	
		5000LM	5,000 lumens	FPFL Flat Poly Frost, .125" thick		HVOLT 347-480V, 50/60hz		50K 5000K	
		6000LM	6,000 lumens		FGFL Flat Glass Frost, .125" thick		120 120V		
		7000LM	7,000 lumens		FGCL Flat clear glass, .125" thick		277 277V		
		8000LM	8,000 lumens		347 347V				
		9000LM	9,000 lumens		480 480V				
		L48 48"	4000LM	4,000 lumens					
	6000LM		6,000 lumens						
	8000LM		8,000 lumens						
	10000LM		10,000 lumens						
	12000LM		12,000 lumens						
	14000LM		14,000 lumens						
	15000LM		15,000 lumens						
	18000LM		18,000 lumens						
	24000LM		24,000 lumens ‡						
	28000LM		28,000 lumens ‡						

Options				Finish	
IDS	Independent Driver System ‡	Cordsets:		Individual Controls	DWHXD White, Super durable
SPD10KV	10kV Surge Protection Device 120V-277V ‡	CPSB16YWL	6' Brad Harrison 16/3 cord and straight blade plug set ‡	SBGR10	Low mount 360° integral motion sensor, wet location, On/Off operation
SPD10KVH	10kV Surge Protection Device 347V-480V ‡	CPSB16YWL12FT	12' Brad Harrison 16/3 cord and straight blade plug set ‡	SBGR10 D 3V	Low mount 360° integral motion sensor, wet location, High/Low operation (bi-level)
E10WLCP	EM Battery Pack, MVOLT, 10W, Constant power, Certified in the California Title 20 Modernized Appliance Efficiency Database (MAEDBS) ‡	CRYWL	Brad Harrison receptacle	SBGR10 P	Low mount 360° integral motion sensor, wet location, On/Off operation for motion sensing, override Off due to daylight
BE6WCP	Cold weather EM Battery pack, 120/277, 6W, Constant Power, Certified in the California Title 20 Modernized Appliance Efficiency Database (MAEDBS) ‡	CNP16WWL	6' white cord, 16/3, no plug, wet location ‡	<u>Xpoint Wireless:</u>	
		CNP16WWL12FT	12' white cord, 16/3, no plug, wet location ‡	XPA SBGR10	XPoint™ wireless low mount 360° motion sensor embedded, on/off, wet location ‡
		CNP165CDWWL	6' white cord, 16/5, no plug, wet location, includes low voltage dimming wires ‡	XPA SBGR10 EM	XPoint™ wireless low mount 360° motion sensor with emergency relay embedded, on/off, wet location ‡
RMBK	Rigid mount bracket ‡	CNP164CWWL	600V, 16/4 SE00W white cord, no plug ‡	XAD	XPoint™ wireless 0-10V module ‡
RMBA	Angled rigid mount bracket ‡			XAD924	XPoint™ wireless 0-10V with emergency relay ‡
RMBU	Rigid mount U-bolt			<u>nLight Air:</u>	
PMP4X	4X Pendant monopoint (L24 only) ‡			NLTAIR2 RIO	No sensor control, internal nLight control ‡
IP67	Semi-submersible gasket kit ‡			NLTAIR2 RSBG6	Light AIR Generation 2 enabled 360° high mount motion sensor
				NLTAIR2 RSBG10	nLight AIR Generation 2 enabled 360° low mount motion sensor

NOTE: ‡ indicates option chosen has ordering restrictions. Please reference ordering restrictions chart.

Accessories: Order as separate catalog number.	
FEXRMBK	Rigid mount bracket (ships as pair)
FEXRMBA	Angle mount bracket (ships as pair)
FEXRMBU	Rigid mount U-bolt (ships as pair)

Option value ordering restrictions are on page 3.

FEX LED

Low-Profile Enclosed and Gasketed

‡ Option Value Ordering Restrictions	
Option value	Restriction
24000LM	Not available with battery pack options
28000LM	Not available with battery pack options
BE6WCP	Only available in 120V OR 277V. Requires SPDxx option. Ambient limited to 35°C. Not available in L24 8000LM - 9000LM OR L48 15000LM- 28000LM.
CPSB16YWL	Not available with E10WLCP, BE6WCP
CPSB16YWL12FT	Not available with E10WLCP, BE6WCP
CRSB16YWL	Not available with E10WLCP, BE6WCP
CNP16WWL	Not available with E10WLCP, BE6WCP
CNP16WWL12FT	Not available with E10WLCP, BE6WCP
CNP165CDWWL	Not available with E10WLCP, BE6WCP. Not available with controls.
CNP164CWWL	Only available with E10WLCP & BE6WCP.
E10WLCP	Only available in MVOLT. Requires SPDxx option. Ambient limited to 35°C. Not available in L24 8000LM - 9000LM OR L48 15000LM- 28000LM.
IDS	Available with L48 only. Not available with sensors/controls.
IP67	Requires RMBK, RMBA, or RMBU. Not available with individual controls or Xpoint wireless controls.
NLTAIR2 RIO	If HVOLT, 347V, or 480V NOT available with 3000LM.
NLTAIR2 RSBG6	For UL924 version add EM to the nomenclature. EX: NLTAIR2 RSBG6 EM
NLTAIR2 RSBG10	For UL924 version add EM to the nomenclature. EX: NLTAIR2 RSBG6 EM
PMP4X	Not available with BE6WCP or E10WLCP battery options or with any sensors.
RMBA	Not rated for NSF applications.
RMBK	3G rated
SPD10KV	Not available in HVOLT. Required with E10WLCP,SBGR, NLTAIR2 sensors.
SPD10KVH	Not available in HVOLT. Required with E10WLCP,SBGR, NLTAIR2 sensors.
XPA SBGR10	Not available with HVOLT, 347V or 480V
XPA SBGR10 EM	Not available with HVOLT, 347V or 480V
XAD	Not available with HVOLT, 347V or 480V
XAD924	Not available with HVOLT, 347V or 480V

FEX LED

Low-Profile Enclosed and Gasketed

OPERATIONAL DATA (80 CRI*, MD**, DWH***)

Length	Package	Input Wattage	CCT	FPCL	FPFL	FGCL	FGFL
				Lumens (LPW)	Lumens (LPW)	Lumens (LPW)	Lumens (LPW)
L24	2000LM	13.7	30K	1911 (139)	1478 (108)	1922 (140)	1659 (121)
			35K	1949 (142)	1508 (110)	1961 (143)	1693 (124)
			40K	2132 (156)	1649 (120)	2145 (157)	1852 (135)
			50K	2066 (151)	1598 (117)	2078 (152)	1794 (131)
	3000LM	20.0	30K	2862 (143)	2214 (110)	2879 (144)	2485 (124)
			35K	2920 (146)	2259 (113)	2937 (147)	2536 (126)
			40K	3193 (159)	2470 (123)	3212 (160)	2773 (138)
			50K	3094 (154)	2393 (119)	3112 (155)	2687 (134)
	4000LM	27.5	30K	3851 (140)	2979 (108)	3874 (141)	3345 (121)
			35K	3929 (143)	3040 (110)	3953 (144)	3413 (124)
			40K	4298 (156)	3325 (121)	4324 (157)	3733 (136)
			50K	4164 (151)	3221 (117)	4189 (152)	3616 (131)
	5000LM	33.2	30K	4670 (141)	3613 (109)	4698 (141)	4056 (122)
			35K	4765 (143)	3686 (111)	4793 (144)	4138 (125)
			40K	5211 (157)	4032 (121)	5243 (158)	4526 (136)
			50K	5049 (152)	3906 (118)	5079 (153)	4385 (132)
	6000LM	39.6	30K	5535 (140)	4282 (108)	5568 (140)	4807 (121)
			35K	5648 (142)	4369 (110)	5681 (143)	4905 (124)
			40K	6177 (156)	4779 (120)	6214 (157)	5365 (135)
			50K	5985 (151)	4630 (117)	6020 (152)	5198 (131)
	7000LM	46.3	30K	6304 (136)	4877 (105)	6342 (137)	5475 (118)
			35K	6432 (139)	4976 (107)	6470 (140)	5586 (121)
			40K	7035 (152)	5442 (118)	7077 (153)	6110 (132)
			50K	6815 (147)	5272 (114)	6856 (148)	5919 (128)
	8000LM	54.5	30K	7311 (134)	5656 (104)	7355 (135)	6349 (117)
			35K	7459 (137)	5770 (106)	7504 (138)	6478 (119)
			40K	8158 (150)	6311 (116)	8207 (151)	7086 (130)
			50K	7904 (145)	6115 (112)	7951 (146)	6865 (126)
	9000LM	62.5	30K	8234 (132)	6370 (102)	8283 (133)	7151 (114)
			35K	8401 (134)	6499 (104)	8451 (135)	7296 (117)
			40K	9189 (147)	7108 (114)	9244 (148)	7980 (128)
			50K	8902 (142)	6887 (110)	8956 (143)	7732 (124)

IMPACT RESISTANCE (IK RATINGS)

Component	Rating
Lens	
Poly (FPFL/FPCL)	IK 10
Clear Glass (FGCL)	IK 08
Frosted Glass (FGFL)	IK 05

* For 90CRI, reduce lumen output by 17.5%

** For WD reduce output by 5.9%, PGD reduce output by 10.8%

*** For DG reduce output by 7.1%, DBL reduce output by 11.4%

FEX LED

Low-Profile Enclosed and Gasketed

OPERATIONAL DATA (80 CRI*, MD**, DWH***)

Length	Package	Input Wattage	CCT	FPCL	FPFL	FGCL	FGFL
				Lumens (LPW)	Lumens (LPW)	Lumens (LPW)	Lumens (LPW)
L48	4000LM	27.2	30K	3835 (141)	2967 (109)	3858 (141)	3331 (122)
			35K	3913 (144)	3027 (111)	3936 (144)	3398 (125)
			40K	4280 (157)	3311 (121)	4305 (158)	3717 (136)
			50K	4146 (152)	3208 (118)	4171 (153)	3601 (132)
	6000LM	39.5	30K	5598 (142)	4331 (110)	5632 (143)	4862 (123)
			35K	5712 (145)	4419 (112)	5746 (145)	4961 (126)
			40K	6247 (158)	4833 (122)	6285 (159)	5426 (137)
			50K	6053 (153)	4682 (118)	6089 (154)	5257 (133)
	8000LM	53.4	30K	7396 (139)	5722 (107)	7441 (139)	6424 (120)
			35K	7546 (141)	5838 (109)	7592 (142)	6554 (123)
			40K	8254 (155)	6385 (120)	8303 (156)	7168 (134)
			50K	7997 (150)	6186 (116)	8044 (151)	6945 (130)
	10000LM	66.6	30K	9476 (142)	7331 (110)	9533 (143)	8230 (124)
			35K	9669 (145)	7480 (112)	9727 (146)	8397 (126)
			40K	10575 (159)	8181 (123)	10638 (160)	9184 (138)
			50K	10245 (154)	7926 (119)	10307 (155)	8898 (134)
	12000LM	76.2	30K	10766 (141)	8329 (109)	10831 (142)	9350 (123)
			35K	10985 (144)	8498 (112)	11050 (145)	9540 (125)
			40K	12014 (158)	9294 (122)	12086 (159)	10434 (137)
			50K	11640 (153)	9005 (118)	11710 (154)	10109 (133)
	14000LM	90.0	30K	12570 (140)	9724 (108)	12645 (140)	10917 (121)
			35K	12825 (142)	9921 (110)	12901 (143)	11138 (124)
			40K	14027 (156)	10851 (121)	14111 (157)	12182 (135)
			50K	13590 (151)	10513 (117)	13671 (152)	11803 (131)
	15000LM	97.6	30K	13418 (137)	10381 (106)	13499 (138)	11654 (119)
			35K	13691 (140)	10591 (108)	13773 (141)	11890 (122)
			40K	14974 (153)	11584 (119)	15064 (154)	13005 (133)
			50K	14507 (149)	11223 (115)	14594 (149)	12600 (129)
	18000LM	121.8	30K	16070 (132)	12432 (102)	16166 (133)	13957 (115)
			35K	16396 (135)	12684 (104)	16494 (135)	14240 (117)
			40K	17933 (147)	13873 (114)	18040 (148)	15575 (128)
			50K	17374 (143)	13441 (110)	17478 (143)	15089 (124)
	24000LM	167.1	30K	22395 (134)	17325 (104)	22529 (135)	19450 (116)
			35K	22850 (137)	17677 (106)	22987 (138)	19845 (119)
			40K	24992 (150)	19334 (116)	25141 (151)	21706 (130)
			50K	24213 (145)	18732 (112)	24358 (146)	21029 (126)
	28000LM	210.5	30K	25302 (120)	19574 (93)	25454 (121)	21975 (104)
			35K	25816 (123)	19971 (95)	25970 (123)	22421 (107)
			40K	28236 (134)	21844 (104)	28405 (135)	24523 (117)
			50K	27356 (130)	21163 (101)	27519 (131)	23759 (113)

* For 90CRI, reduce lumen output by 17.5%

** For WD reduce output by 5.9%, PGD reduce output by 10.8%

*** For DG reduce output by 7.1%, DBL reduce output by 11.4%

FEX LED

Low-Profile Enclosed and Gasketed

CSA LISTED AMBIENT RATING*

		Standard	E10WCP Option	BE6WCP Option	XPA Sensor	rSBG/r10/SBGR
L24	2000LM	65°C	5°C - 35°C	-20°C - 35°C	55°C	60°C
	3000LM	65°C	5°C - 35°C	-20°C - 35°C	55°C	60°C
	4000LM	65°C	5°C - 35°C	-20°C - 35°C	55°C	60°C
	5000LM	65°C	5°C - 35°C	-20°C - 35°C	55°C	60°C
	6000LM	65°C	5°C - 35°C	-20°C - 35°C	55°C	60°C
	7000LM	60°C	5°C - 35°C	-20°C - 35°C	55°C	60°C
	8000LM	60°C	-	-	55°C	60°C
	9000LM	60°C	-	-	55°C	60°C
L48	4000LM	70°C	5°C - 35°C	-20°C - 35°C	50°C	60°C
	6000LM	70°C	5°C - 35°C	-20°C - 35°C	50°C	60°C
	8000LM	70°C	5°C - 35°C	-20°C - 35°C	50°C	60°C
	10000LM	70°C	5°C - 35°C	-20°C - 35°C	50°C	60°C
	12000LM	60°C	5°C - 35°C	-20°C - 35°C	50°C	60°C
	14000LM	60°C	5°C - 35°C	-20°C - 35°C	50°C	60°C
	15000LM	60°C	5°C - 35°C	-20°C - 35°C	50°C	60°C
	18000LM	60°C	-	-	50°C	50°C
24000LM	40°C	-	-	40°C	40°C	
28000LM	40°C	-	-	40°C	40°C	

*Minimum Ambient is -40°C unless noted

NUMBER OF BOARDS AND DRIVERS

Lumen package	fixture length	number of boards	number of drivers
2000LM	L24	1	1
3000LM		1	1
4000LM		1	1
5000LM		1	1
6000LM		1	1
7000LM		1	1
8000LM		1	1
9000LM		1	1
4000LM		L48	2
6000LM	2		1
8000LM	2		1
10000LM	2		1
12000LM	2		1
14000LM	2		1
15000LM	2		2
18000LM	2		2
24000LM	2		2
28000LM	2		2

LUMEN MAINTENANCE*

		Operating Hours					
		0	15,000	30,000	45,000	60,000	100,000
L24	2000LM	100.0%	96.7%	94.1%	91.5%	88.9%	82.6%
	3000LM	100.0%	96.7%	94.1%	91.5%	88.9%	82.6%
	4000LM	100.0%	96.7%	94.1%	91.5%	88.9%	82.6%
	5000LM	100.0%	96.7%	94.1%	91.5%	88.9%	82.6%
	6000LM	100.0%	96.7%	94.1%	91.5%	88.9%	82.6%
	7000LM	100.0%	96.7%	94.1%	91.5%	88.9%	82.6%
	8000LM	100.0%	96.4%	93.8%	91.2%	88.7%	82.3%
	9000LM	100.0%	96.4%	93.8%	91.2%	88.7%	82.3%
L48	4000LM	100.0%	96.7%	94.1%	91.5%	88.9%	82.6%
	6000LM	100.0%	96.7%	94.1%	91.5%	88.9%	82.6%
	8000LM	100.0%	96.7%	94.1%	91.5%	88.9%	82.6%
	10000LM	100.0%	96.7%	94.1%	91.5%	88.9%	82.6%
	12000LM	100.0%	96.7%	94.1%	91.5%	88.9%	82.6%
	14000LM	100.0%	96.7%	94.1%	91.5%	88.9%	82.6%
	15000LM	100.0%	96.7%	94.1%	91.5%	88.9%	82.6%
	18000LM	100.0%	96.4%	93.7%	91.2%	88.6%	82.3%
24000LM	100.0%	96.4%	93.7%	91.2%	88.6%	82.3%	
28000LM	100.0%	95.4%	91.9%	88.5%	85.2%	77.1%	

*Data projected for 25°C ambient

FEX LED

Low-Profile Enclosed and Gasketed

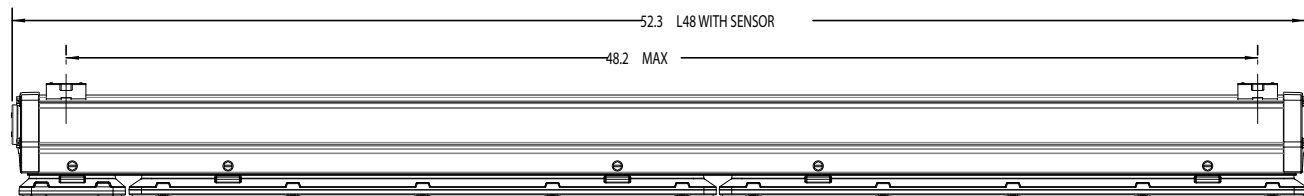
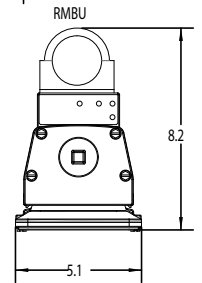
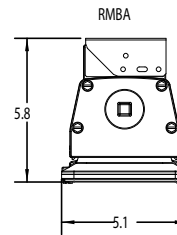
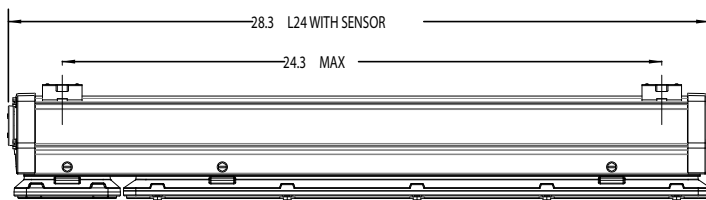
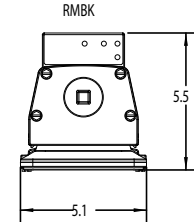
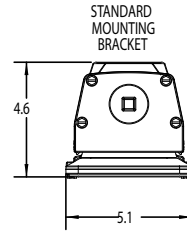
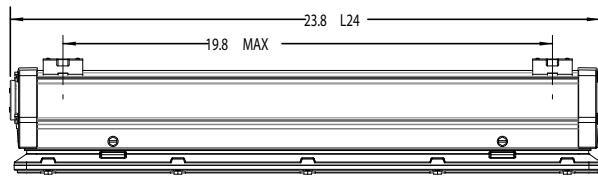
DIMENSIONS

Specifications subject to change without notice.
All dimensions are inches unless otherwise indicated.

CONFIGURATION WEIGHTS

	Standard	w/ Sensor	w/ Battery
L24	10.9 lbs	11.5 lbs	12.4 lbs
L48	19.4 lbs	20.0 lbs	20.9 lbs

Weight may vary with options and accessories



Standard Mount



(ceiling, suspended)

Rigid mount bracket (RMBK)



(ceiling, wall, suspended)

Angled rigid mount bracket (RMB)



(angled)

Bracket can be set to 22.5°, 45° or 90° angles.

Rigid mount U-bolt (RMBU)



(pole)