

## FEATURES & SPECIFICATIONS

**INTENDED USE** — The 3" Wafer-Thin LED gimbal with remote driver box combines high quality light output and efficiency while eliminating the housing for competitive affordability. This innovate wafer-slim Type IC design allows easy installation for new construction or remodel from below the ceiling without the requirement of a housing for insulation. The LED module maintains at least 70% light output for 50,000 hours. These LED Wafer gimbals are intended for cabinets, bathrooms, kitchens, multi-family, and light commercial.

**CONSTRUCTION** — IC rated driver and fixture - approved for direct contact with insulation. Aluminum die cast outer frame. Durable, powder coat paint to prevent rust. Plenum rated cable connector to connect from module to remote driver box. Isolated driver integrated inside steel remote box with four 7/8" knockouts with slots for pryout. Suitable for pulling wires with the 12 cubic-inch wiring compartment to accommodate up to (6) 14 gauge insulated conductors, or (4) 12 gauge insulated conductors; making the Wafer LED Downlights much easier to wire in 2in/2out (plus ground) daisy-chain applications and contractor friendly.

**INSTALLATION** — Ideal for shallow ceiling plenum; no housing required. Steel spring clip for easy installation. 3" cut out template is provided to ensure a correct sized hole is cut into ceiling for proper installation of the trim. Size of hole should not exceed 3 1/8 inches for this product. Suitable for installation in t-grid and drop ceiling applications. 6" plenum space required for installation of remote driver box.

**OPTICS** — Polycarbonate lens provides even illumination throughout the space. Utilizes 2700K, 3000K, and 4000K. option color temperature LEDs. Lens can be tilt up to 20 degrees and rotate up to 180 degrees.

**ELECTRICAL** — Connect directly to 120V power supply via provided UL recognized driver. Driver and Fixture Wet location approved and IC rated. High efficient driver with power factor > 0.9. Ambient operating temperature: -40°F (-40°C) to +104°F (+40°C). Standard input wattage is 8W, 70 lumens per watt. Actual wattage may differ by +/- 5% when operating at 120V +/- 10%. Replaces 50W incandescent.

**LISTINGS** — CSA certified to US and Canadian safety standards. ENERGY STAR® qualified. Can be used to comply with California Title 24 Part 6 High Efficacy LED Light Source Requirements. Wet location. Air Tight certified in accordance with ASTM E283-2004. NOM certified.

**WARRANTY** — 5-year limited warranty. Complete warranty terms located at: [www.acuitybrands.com/CustomerResources/Terms\\_and\\_conditions.aspx](http://www.acuitybrands.com/CustomerResources/Terms_and_conditions.aspx)

**Note:** Actual performance may differ as a result of end-user environment and application. All values are design or typical values, measured under laboratory conditions at 25 °C. Specifications subject to change without notice.

### Specifications

Aperture:	2.4 (6.1)
Ceiling opening:	3 (9.5)
Overlap trim:	3.7 (9.4)
Height:	1.3 (3.2)

All dimensions are inches (centimeters) unless otherwise indicated.

Catalog Number
Notes
Type

Wafer LED Gimbal

# WF3 ADJ 3" LED Wafer Gimbal

IC/Non-IC  
New Construction/Remodel



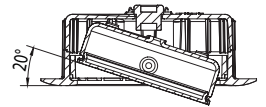
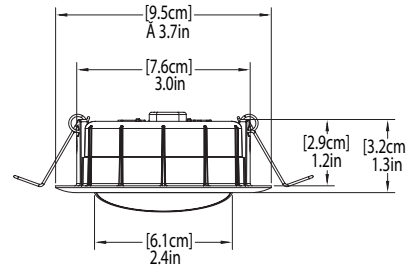
Matte black



Brushed nickel



Oil-rubbed bronze



### ORDERING INFORMATION

Example: WF3 ADJ LED 27K 90CRI MW

WF3 ADJ	LED	CCT/W/Lumens <sup>1</sup>		CRI	Finish	
Series	Lamp					
WF3 ADJ	3" Adjustable LED Gimbal	LED	LED	27K 2700K/7.7W/520L 30K 3000K/7.5W/530L 40K 4000K/7.6W/545L	90CRI 90 CRI	MW Matte white MB <sup>2</sup> Matte black BN <sup>2</sup> Brushed nickel ORB <sup>2</sup> Oil-rubbed bronze

### Accessories: Order as separate catalog number.

WF8643 PAN	Wafer New Construction Universal Pan
WFEXC6 U	6' FT4 cable
WFEXC10 U	10' FT4 cable
WFEXC20 U	20' FT4 cable
WF3GR MW JZ	3" Wafer Goof Ring



WF8643 PAN



Extension Cable

### Notes

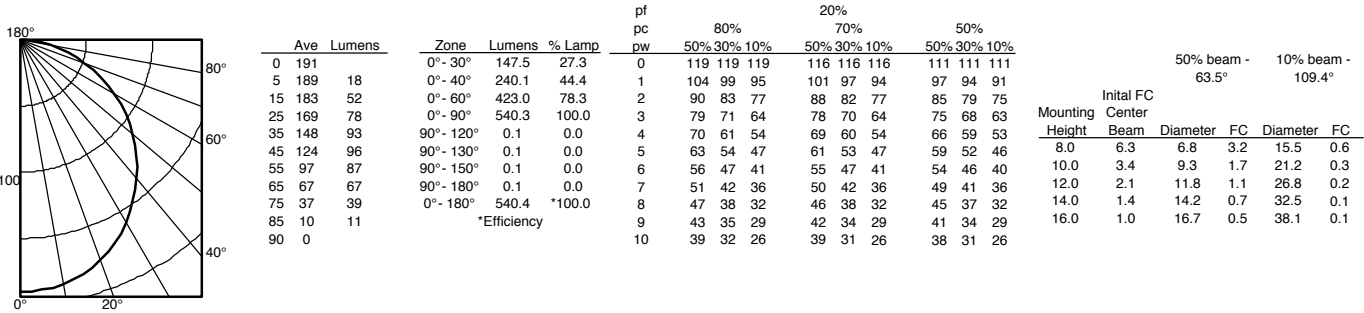
- Total system delivered lumens.
- Available as non-stock with a 30-day lead-time.

# WF3 ADJ 3" LED Wafer Gimbal

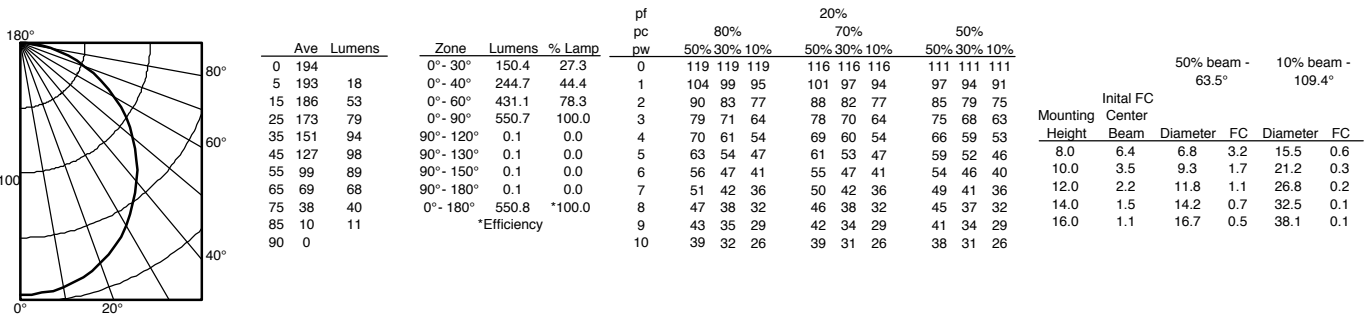
## PHOTOMETRICS

**Distribution Curve      Distribution Data      Output Data      Coefficient of Utilization      Illuminance Data at 30" Above Floor for a Single Luminaire**

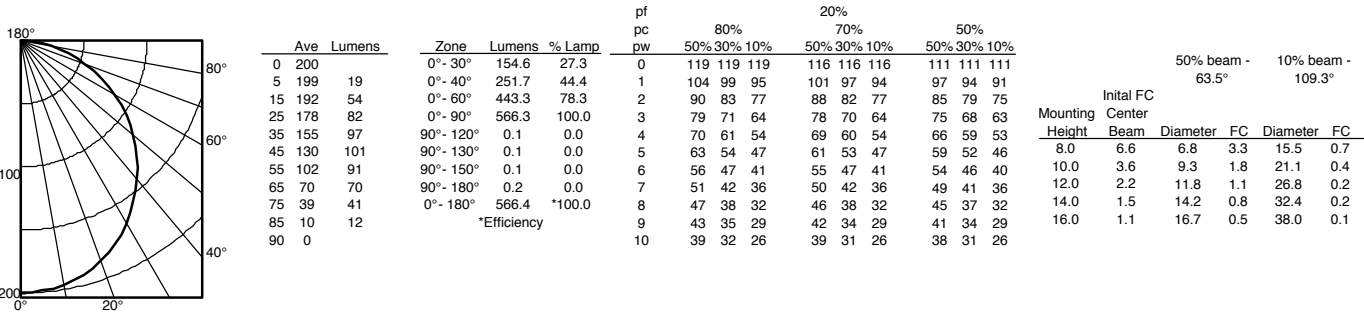
**WF3 ADJ LED 27K, 2700 K LEDs, 7.7 watts, 540.5 lumens, 70.2 lm/w. test no. ISF 19684P13**



**WF3 ADJ LED 30K, 3000 K LEDs, 7.5 watts, 550.9 lumens, 73.5 lm/w. test no. ISF 19684P14**



**WF3 ADJ LED 40K, 4000 K LEDs, 7.6 watts, 566.5 lumens, 74.5 lm/w. test no. ISF 19684P16**



# WF3 ADJ 3" LED Wafer Gimbal

## ENERGY DATA

WF3 ADJ LED 27K 90CRI	
Lumens	520
Color Temperature	2700K
CRI	90
Lu/Watts	67.5
Min. starting temp	-40°C (-40°F)
EMI/RFI	FCC Title 47 CFR, Part 15, Class B
Sound rating	Class A Standards
Input voltage	120V
Min. power factor	0.97
Input frequency	50/60 Hz
Rated wattage	7.7W
Input power	7.7W
Input current	0.06A
Input current	0.07A

WF3 ADJ LED 30K 90CRI	
Lumens	530
Color Temperature	3000K
CRI	90
Lu/Watts	70.7
Min. starting temp	-40°C (-40°F)
EMI/RFI	FCC Title 47 CFR, Part 15, Class B
Sound rating	Class A Standards
Input voltage	120V
Min. power factor	0.97
Input frequency	50/60 Hz
Rated wattage	7.5W
Input power	7.5W
Input current	0.06A
Input current	0.07A

WF3 ADJ LED 40K 90CRI	
Lumens	545
Color Temperature	4000K
CRI	90
Lu/Watts	71.7
Min. starting temp	-40°C (-40°F)
EMI/RFI	FCC Title 47 CFR, Part 15, Class B
Sound rating	Class A Standards
Input voltage	120V
Min. power factor	0.97
Input frequency	50/60 Hz
Rated wattage	7.6W
Input power	7.6W
Input current	0.06A
Input current	0.07A

COMPATIBLE DIMMERS			
Lutron	Leviton	Synergy / Leviton	Sensorswitch
DVELV-300P	6633	ISD 400 ELV 120 / IPE04	nSP5 PCD ELV 120
300P SELV	6674	ISD 600 I 120 / IPI06	
CTCL-153P-WH	IPL06 - LED/INC mode		
NTELV-300P	DW6HD		
DVCL-153P			
MACL-153M			
TGCL-153PH			
6633-PA			
Maestro MACL-153M (TX)			
Caseta Wireless PD-6WCL*			

\* Require Lutron Smart Bridge L-BDG2-WH (sold separately) for wireless connection