

DIGITAL NAVIGATION

[Ordering Tree](#) [nLight Platform](#) [Sensor Switch JOT](#) [Photometrics](#) [Performance Data](#) [Drawings](#)

FEATURES & SPECIFICATIONS

INTENDED USE — The EPANL Series LED Edge-Lit Flat Panel provides a fully luminous appearance across the face of the lens. This provides a soft, glare-free solution that is visually comfortable within the space. Suitable for many lighting applications including schools, offices and other commercial spaces, retail, convenience stores, hospitals and healthcare facilities. **Certain airborne contaminants can diminish the integrity of acrylic and/or polycarbonate.** [Click here for Acrylic-Polycarbonate Compatibility table for suitable uses.](#)

CONSTRUCTION — This edgelit platform was built to last with an aluminum frame for strength and durability, the seamless frame prevents light leak in the corners. The PMMA light guide plate and lens resists yellowing and transmits light with superior efficacy. The satin white lens provides excellent shielding and fully luminous appearance. EPANL's low-profile design provides increased installation flexibility especially in restricted plenum spaces. The back plate includes integral T-bar clips for installation into 15/16" or 9/16" T-grid ceilings. Fixture may be recessed, suspended, surface box mounted or mounted in a hard-ceiling see accessories section for more information. Fixture may be mounted and wired in continuous rows.

Integrated Sensor (nLight Wired Networking): This sensor is nLight-enabled, meaning it has the ability to communicate over an nLight network. When wired, using CAT-5 cabling, with other nLight-enabled sensors, power packs, or WallPods, an nLight control zone is created. Once linked to a Gateway, directly or via a Bridge, the zone becomes capable of remote status monitoring and control via SensorView software.

Integrated Smart Sensor (nLight Air Wireless Platform): The RES7 sensor is nLight AIR enabled, meaning it has the ability to communicate over the wireless nLight control platform. It is available with an automatic dimming photocell, and either a digital PIR or a microphonics (PDT) dual technology occupancy sensor. It pairs to other luminaires and wall switches through our mobile app, CLAIRITY+, which allows for simple sensor adjustment.

Integrated Wireless Sensor (single room control): Sensor Switch VERTEX JOT or JOTVTX15 luminaire-embedded occupancy and ambient light sensor allows the luminaire to power off when the space is unoccupied or when enough ambient light is entering the space. See page 7 for more details on the integrated wireless sensor.

ELECTRICAL — Long-life LEDs, coupled with a high-efficiency driver, provide superior illumination for extended service life. See page 3 for detailed lumen maintenance information. 0-10V dimming driver, dims to 1% or 10% and contains non-isolated dimming leads.

LISTINGS — CSA Certified to meet US and Canadian standards. Tested to meet UL1598. Intended for indoor use only. Product is not to be stored in non-climate controlled spaces.

DesignLights Consortium® (DLC) qualified product. Not all versions of this product may be DLC qualified. Please check the DLC Qualified Products List at www.designlights.org/QPL to confirm which versions are qualified.

Damp location listed. IC rated. IPSX rated. Long nomenclature, configurable product is rated for NSF/ANSI Standard 2 - Light Fixture for Splash Zone and Non Food Zone. Tested in accordance with ISO 14644-1; suitable for ISO Class 5-9 positive and negative pressure clean rooms. Suitable for ambient temperatures from 32°F (0°C) to 77°F (25°C).

WARRANTY — 5-year limited warranty. This is the only warranty provided and no other statements in this specification sheet create any warranty of any kind. All other express and implied warranties are disclaimed. Complete warranty terms located at: www.acuitybrands.com/support/warranty/terms-and-conditions

Note: Actual performance may differ as a result of end-user environment and application. All values are design or typical values, measured under laboratory conditions at 25 °C. Specifications subject to change without notice.

Dimensions

	1x4	2x2	2x4
Length	47.72"	23.70"	47.72"
Width	11.85"	23.70"	23.70"
Depth	2.19"	2.19"	2.19"
Weight	13.9 lbs	7.4 lbs	15.1 lbs

* Base configurations; options may add weight

Catalog Number
Notes
Type

EPANL LED

1'x4', 2'x2', and 2'x4'



Embed nLight controls today. Prepare for tomorrow.

Now	Tomorrow
User-friendly install	Scalability
Enhanced energy savings	Space configuration
Code compliance	Future-ready

A+ Capable Luminaire

This item is an A+ capable luminaire, which has been designed and tested to provide consistent color appearance and out-of-the-box control compatibility with simple commissioning.

- All configurations of this luminaire meet the Acuity Brands' specification for chromatic consistency
- This luminaire is part of an A+ Certified solution for nLight® control networks when ordered with drivers marked by a **shaded background***
- This luminaire is part of an A+ Certified solution for nLight control networks, providing advanced control functionality at the luminaire level, when selection includes driver and control options marked by a **shaded background***

To learn more about A+, visit www.acuitybrands.com/aplus.

*See ordering tree for details

EPANL LED Flat Panel



A+ Capable options indicated by this color background.

ORDERING INFORMATION

Example: EPANL 2X4 4000LM 80CRI 35K MIN1 MVOLT E10WCP NLTAIR2 RIO

Series	Width and Length	Lumens	CRI	Color Temperature	Minimum Dimming Level ‡	
EPANL LED Flat Panel	1x4 1'x4'	<u>Standard Lumens:</u>	80CRI 80 CRI	30K 3000K 35K 3500K 40K 4000K 50K 5000K	MIN10 Dims to 10% ‡ MIN1 Dims to 1%	
		1500LM 1500 Lumens				<u>High Efficiency Lumens:</u>
		3000LM 3000 Lumens				1500LMHE 1500 Lumens
	4000LM 4000 Lumens	3000LMHE 3000 Lumens				
	4800LM 4800 Lumens	4000LMHE 4000 Lumens				
	6000LM 6000 Lumens	4800LMHE 4800 Lumens				
	6000LM 6000 Lumens	6000LMHE 6000 Lumens				
	2x2 2'x2'	2000LM 2000 Lumens				2000LMHE 2000 Lumens
		3400LM 3400 Lumens				3400LMHE 3400 Lumens
4000LM 4000 Lumens		4000LMHE 4000 Lumens				
4800LM 4800 Lumens		4800LMHE 4800 Lumens				
2x4 2'x4'	3000LM 3000 Lumens	3000LMHE 3000 Lumens				
	4000LM 4000 Lumens	4000LMHE 4000 Lumens				
	4800LM 4800 Lumens	4800LMHE 4800 Lumens				
	5400LM 5400 Lumens	5400LMHE 5400 Lumens				
	6000LM 6000 Lumens	6000LMHE 6000 Lumens				
	6800LM 6800 Lumens	6800LMHE 6800 Lumens				
	7200LM 7200 Lumens	7200LMHE 7200 Lumens				

Dimming ‡	Voltage	Step Level Dimming	Emergency Option
ZT Generic 0-10V Dimming	MVOLT 120-277V	(Blank) None	E10WCP EM Self-Diagnostic battery pack, 10W Constant Power, Certified in CA Title 20 MAEDBS ‡
EZT eldoLED 0-10V Dimming	120 120V	SLD Step Level Dimming ‡	GTD Generator Transfer Device ‡
DALI eldoLED DALI	277 277V		EMG for use with NLIGHT or NLTAIR2 on generator supply EM power ‡
	347 347V ‡		

Control Options		
Control Input	Control	Individual Control
<u>nLight Wired:</u>	<u>nLight Wired:</u> ‡	JOT Wireless room control with "Just One Touch" pairing ‡
NLIGHT nLight enabled, no constant lumen management	(blank) no control	JOTVTX15 Wireless occupancy sensor with "Just One Touch" pairing ‡
CL80 NLIGHT nLight enabled, constant lumen output 80%		
<u>nLight Wireless:</u>	<u>nLight Wireless:</u>	
NLTAIR2 nLight AIR Generation 2 enabled ‡	RIO nLight AIR Radio module without sensor ‡	
	RES7 nLight AIR control with PIR integral occupancy sensor and automatic dimming photocell ‡	
	RES7PDT nLight AIR control with PDT dual technology integral occupancy sensor and automatic dimming photocell ‡	

Options		
GLR Fast-blowing fuse ‡	PWS1856LV 6' pre-wire, 3/8" diameter, 18 gauge, 1 circuit w/low voltage wires ‡	
GMF Slow-blowing fuse ‡	CP Chicago plenum ‡	
PWS1836 6' pre-wire, 3/8" diameter, 18 gauge, 1 circuit	NPLT Narrow Pallet	
PWS1846 6' pre-wire, 3/8" diameter, 18 gauge, 2 circuit	BDP Factory Installed Ballast Disconnect Plug	
PWS1846 PWSLV Two cables: one 6' pre-wire, 3/8" diameter, 18 gauge, 2 circuits; one 6' pre-wire, 3/8" diameter, 18 gauge ‡	RRL_ RELOC®-ready luminaire ‡	

NOTE: ‡ indicates option value has ordering restrictions. Please reference the Option Value Ordering Restrictions chart on the next page. Options are sorted alphanumerically.

EPANL LED Flat Panel

‡ Option Value Ordering Restrictions	
Option Value	Restriction
347	Not available with SLD, E10WCP, or GTD options.
Dimming	If Step Level Dimming (SLD) or NLIGHT or NLTAIR2 is specified, leave this section blank.
CP	Not available with nLight wired (NLIGHT), nLight wireless (NLTAIR2). Not available with PWS1836, PWS1846, PWS1856LV, or PWS1846 PWSLV.
E10WCP	Refer to Emergency Battery Estimated Lumen section for lumen estimation. Test Switch must be remote mounted or installed in an adjacent ceiling tile. When using pre-wire option, use PWS1846 or PWS1846 PWSLV.
EMG	Requires a connection to existing NLIGHT or NLTAIR2 network. Power is provided from separate nLight enabled fixture. When EMG is combined with NLTAIR2 see UL924 Sequence of Operation Chart on page 4.
GLR, GMF	Must specify voltage. 120 or 277, with GLR and GMF fusing.
GTD	Not available with JOT, JOTVTX15, sensor options or emergency battery options. Must specify voltage. Requires BSE labeling, voltage specific. Consult factory for options. Example: GTD BSE10.
JOT, JOTVTX15	Not available with NLIGHT, DALI, SLD, GTD, EMG, or NLTAIR2 options.
MIN10	Not available with EZT, NLIGHT or DALI.
Minimum Dimming Level	If Step Level Dimming (SLD) is specified, leave this section blank.
NLTAIR2	Only available with MIN1 minimum dimming level option.
PWS1846 PWSLV	Not available with GTD, nLight wired, nLight wireless, NLIGHT or NLTAIR2.
PWS1856LV	Not available with nLight wired, nLight wireless, NLIGHT, or NLTAIR2.
RES7, RES7PDT, RIO	See UL924 Sequence of Operation chart on page 4. Can be used as a normal power sensing device for nLight Air devices and luminaires with EM options.
RRL_	For ordering logic consult RRL 2013 .
SLD	Not available with with any nLight Interface, Control options, or GTD. When using prewire option use PWS1846.

Tunable White (Select SKUs Only)

Available SKUs:

- *2735H0 EPANL 2X2 TUWH PROR 4800LM 80CRI NLT
- *2735H9 EPANL 2X2 TUWH PROR 4800LM 80CRI NLT PWS1836
- *2735HJ EPANL 2X2 TUWH PROR 4800LM 80CRI NLT E10WCP
- *2735HN EPANL 2X2 TUWH PROR 4800LM 80CRI NLT E10WCP PWS1846

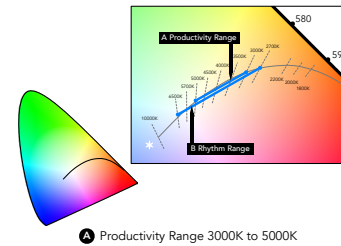
Operating Performance:

Nomenclature	CCT	Lumens	Efficacy	CRI
EPANL 2X2 TUWH PROR 4800LM 80CRI NLT @ 3000K	3105	4527.53	98.81	80.78
EPANL 2X2 TUWH PROR 4800LM 80CRI NLT @ 4000K	3974	4920.24	127.2	83.85
EPANL 2X2 TUWH PROR 4800LM 80CRI NLT @ 5000K	4925	5004.18	123.41	82.89



Tunable White GPHD

- **Gamut:** One dimensional Warm-Cool
- **Path:** Direct 3000K to 5000K (Productivity Range)
- **Handle:** Two Natural Language Handles: Intensity and CCT
- **Data:** nLight with nTune technology for both handles of control



Mainstream Dynamic Tunable White with nTune Technology: Tunable white nTune™ is an all-digital light color temperature control within an nLight enabled luminaire. This brings tunable white lighting control into the mainstream with repeatable, consistent results in an economical luminaire form and system already familiar to schools. Designers and facility operators are granted the freedom to tie scenes to specific activities or to complement colors or materials within a visual environment. nTune™ allows color temperature settings through the Productivity Range of 3000K-5000K. Refer to the Programming User's Guide for instructions on customizing to your application with SensorView.

Lumen Maintenance:

EPANL	Reported Lumen Maintenance	Forecasted Lumen Maintenance
SE LEDs	L90 @ 41k Hrs / L80 @ >54k Hrs / L70 @ >54k Hrs	L90 @ 41k Hrs / L80 @ 84k Hrs / L70 @ 134k Hrs
HE LEDs	L90 @ 44k Hrs / L80 @ >54k Hrs / L70 @ >54k Hrs	L90 @ 44k Hrs / L80 @ 93k Hrs / L70 @ 148k Hrs

ACCESSORIES

Accessories: Order as separate catalog number.	
DGA14	Drywall grid adapter for 1x4 recessed fixture.
DGA22	Drywall grid adapter for 2x2 recessed fixture.
DGA24	Drywall grid adapter for 2x4 recessed fixture.
PANLEM E10WCP BKT CVR	Field installable kit includes 10 watt battery, bracket and cover ¹
PANLEM BKT CVR	Field installable kit bracket and cover only, 10W battery NOT included ¹
2X2SMKSH	2'x2' Surface Mount Troffer Kit
2X4SMKSH	2'x4' Surface Mount Troffer Kit
1X4SMKSH	1'x4' Surface Mount Troffer Kit
BDP U	Field Installable Ballast Disconnect Plug
PAC 2DNF 36	Panel Air Craft Kit, 2 cables with Y splitter, No Power Feed, 36 inches. Recommended for 1X4 or 2X2 Panel Fixtures only. ²
PAC 2DF 36	Panel Air Craft Kit, 2 cables with Y splitter, with Power Feed, 36 inches. Recommended for 1X4 or 2X2 Panel Fixtures only. ^{2,3}
PAC 4DNF 36	Panel Air Craft Kit, 4 cables, No Power Feed, 36 inches. Recommended for 2X4, 1X4 or 2X2 Panel Fixtures. ²
PAC 4DF 36	Panel Air Craft Kit, 4 cables, with Power Feed, 36 inches. Recommended for 2X4, 1X4 or 2X2 Panel Fixtures. ^{2,3}
PAC 2DNF 72	Panel Air Craft Kit, 2 cables with Y splitter, No Power Feed 72 inches. Recommended for 1X4 or 2X2 Panel Fixtures only. ²
PAC 2DF 72	Panel Air Craft Kit, 2 cables with Y splitter, with Power Feed, 72 inches. Recommended for 1X4 or 2X2 Panel Fixtures only. ^{2,3}
PAC 4DNF 72	Panel Air Craft Kit, 4 cables, No Power Feed, 72 inches. Recommended for 2X4, 1X4 or 2X2 Panel Fixtures. ²
PAC 4DF 72	Panel Air Craft Kit, 4 cables, with Power Feed, 72 inches. Recommended for 2X4, 1X4 or 2X2 Panel Fixtures. ^{2,3}

Emergency Battery Estimated Lumens
Use the formula below to estimate the delivered lumens in emergency mode
Estimated Lumens = 1.25 x P x LPW
P = Output power of emergency driver (10W for PS1055CP)
LPW = Lumen per watt rating of the luminaire.



Notes:

1. Test switch must be remote mounted or installed in an adjacent ceiling tile.
2. See Suspension Kits section below for additional detail.
3. For MVOLT only, not available with 347V

Emergency Battery Pack Options – Field Installable

Battery Model Number	Wattage	Runtime (Minutes)	Lumen Output* @ 120 Lumens/Watt	Other
ILB CP07 2H A	7W	120	840	Storm Shelter / 2 Hour Runtime
ILB CP10 A	10W	90	1200	
ILBLP CP10 HE SD A	10W	90	1200	Title 20, Self Diagnostic
ILBLP CP15 HE SD A	15W	90	1800	Title 20, Self Diagnostic
ILB CP20 HE A	20W	90	2400	Title 20
ILB CP20 HE SD A	20W	90	2400	Title 20, Self Diagnostic

All the above are UL Listed products that are certified for field install external/remote to the fixture.

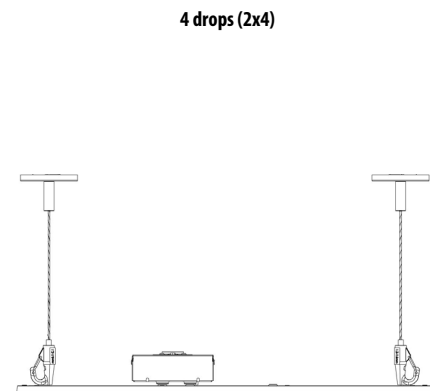
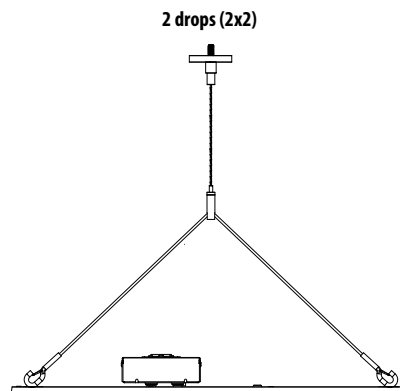
*Minimum delivered lumen output to assist in product selection for increased fixture mounting height.

The CP10 delivered emergency illumination outperforms legacy 1400 lumen fluorescent emergency ballast.

Please contact us at techsupport@iotaengineering.com for any Emergency Battery related questions.

UL 924 Response – nLight AIR Devices with EM Option
The below information applies to all nLight AIR devices with an EM option.
<ul style="list-style-type: none"> • EM devices will remain at their high-end trim and ignore wireless lighting control commands, unless a normal-power-sensed (NPS) broadcast is received at least every 8 seconds. • Using the CLAIRITY+ mobile app, EM devices must be associated with a group that includes a normal power sensing device to receive NPS broadcasts. • Only non-emergency rPP20, rLSXR, rSBOR, rSDGR, and nLight AIR luminaires with version 3.4 or later firmware can provide normal power sensing for EM devices. See specification sheets for control devices and luminaires for more information on options that support normal power sensing.

Suspension Kits

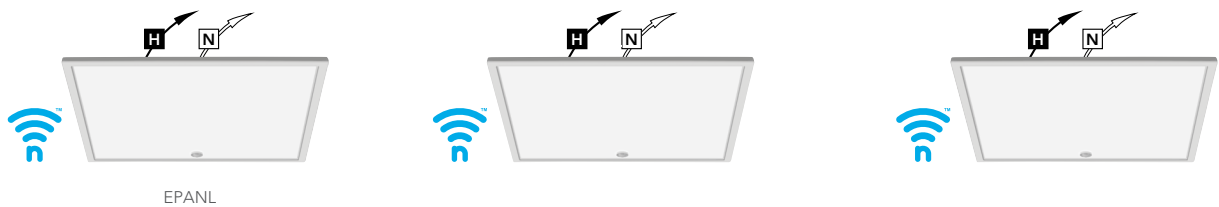


EPANL LED Flat Panel

nLight Platform

nLight embedded fixtures offer:	Customers get:
Manual Dimming	Convenience and visual comfort for occupants
Motion Sensing and/or Daylight Harvesting	Energy savings and code compliance
Fixture or Group Level Control	Ability to configure lighting to the space requirements
Flexibility	Ease of fixture moves, adds and changes
Wireless Wall Switch (nLight AIR Only)	Ease and flexibility of placement
Astronomical and Time of Day Scheduling	Energy savings and building security
Scalable Solution	nLight controls to grow with your business
Future-Ready	nLight platform to set foundation for future upgrades and capabilities

nLight Air Wireless

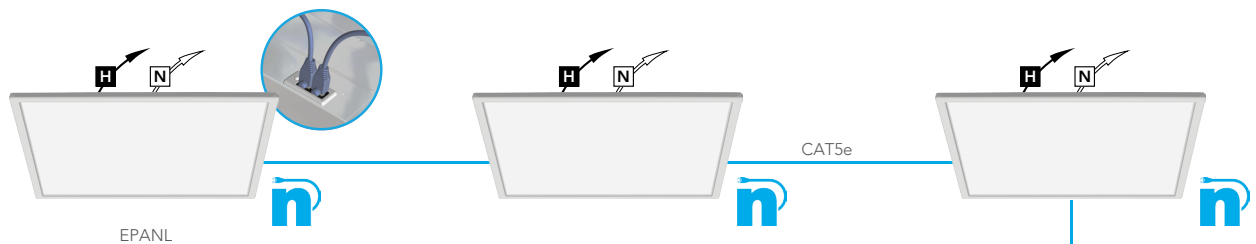


Simple as 1,2,3

1. Install the nLight® AIR fixtures with embedded smart sensor
2. Install the wireless battery-powered wall switch
3. With the CLAIRITY+ Pro app, pair the fixtures with the wall switch and if desired, customize the sensor settings for the desired outcome



nLight Wired Networking



Simple as 1,2,3

1. Install the nLight® Wired fixtures with nIO control
2. Install the nLight Wired wall switch
3. Connect the fixtures using standard CAT5e cables and the devices will automatically discover each other and work (plug and play)



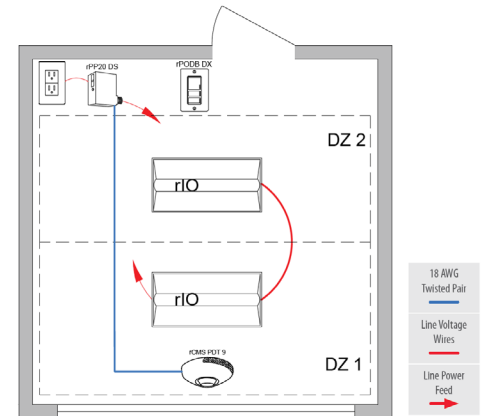
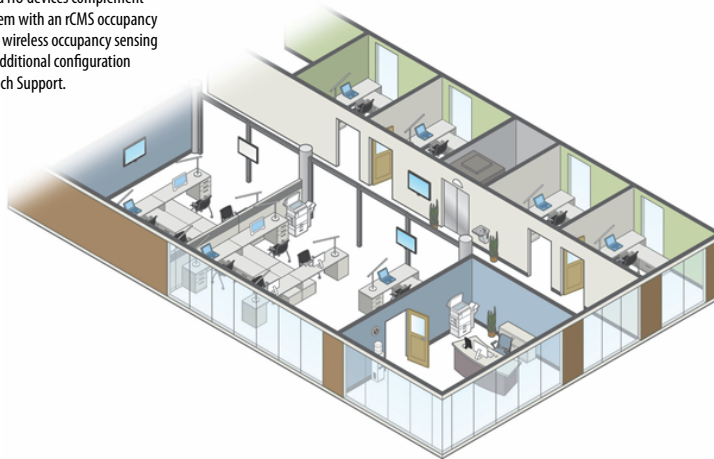
EPANL LED Flat Panel

Controls Accessories

nLight® Wired Control Accessories: <i>Order as separate catalog number. Visit www.acuitybrands.com/products/controls/nlight.</i>			
WallPod stations	Model number	Occupancy sensors	Model number
On/Off	nPODMA [Color]	Small motion 360°, ceiling (PIR / dual tech)	nCM 9 RJB / nCM PDT 9 RJB
On/Off & raise/lower	nPODMA DX [Color]	Large motion 360°, ceiling (PIR / dual tech)	nCM10 RJB / nCM PDT 10 RJB
Graphic touchscreen	nPOD TOUCH [Color]	Wall switch with raise/lower	nWSX PDT LV DX [color]
Photocell controls	Model number	Cat-5 cable (plenum rated)	Model number
Full range dimming	nCM ADCX RJB	10' cable	CATS 10FT J1
		30' cable	CATS 30FT J1

nLight® AIR Control Accessories: <i>Order as separate catalog number. Visit www.acuitybrands.com/products/controls/nlightair.</i>	
Wall switches	Model number
On/Off single pole	rPODBA [color] G2
On/Off two pole	rPODB A2P [color] G2
On/Off & raise/lower single pole	rPODBA DX [color] G2
On/Off & raise/lower two pole	rPODBA 2P DX [color] G2

EPANL fixtures with integrated rIO devices complement any small office space. Pair them with an rCMS occupancy sensor and the space now has wireless occupancy sensing and dimming capability. For additional configuration options please consult with Tech Support.



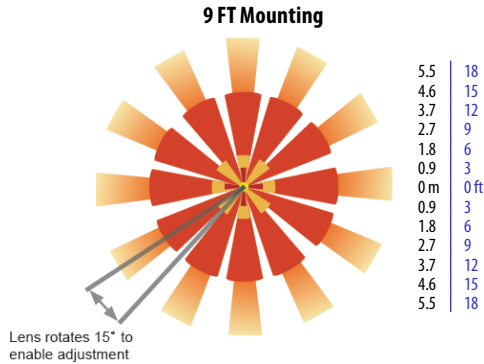
rCMS ¹		Example: RCMS PDT 10 AR G2					
Series / Detection	Power Supply ¹	Occupancy Detection	Lens (Required)	Operating Mode	Generation		
RCMS nLight AIR occupancy and daylight sensor	[blank] Power Supply ordered separately PS 150 Standard 150 mA Power Supply	[blank] PIR Detection PDT Dual Tech PIR/Microphonics	10 Large Motion/ Extended Range 360° 9 Small Motion/ Extended Range 360° 6 High Bay 360° Lens	[BLANK] None AR Auxiliary Relay	G2	Generation 2 compatibility	

Notes
1 RCMS requires low voltage power from either RPP20 DS 24V G2 or PS150.



Sensor Coverage Pattern Mini 360° Lens

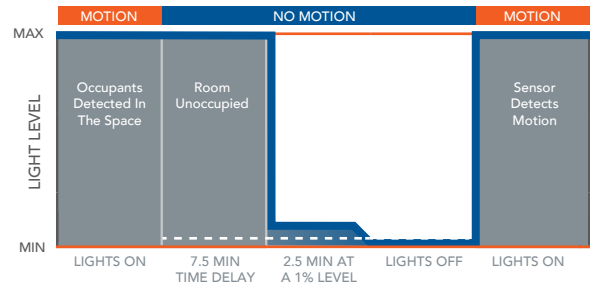
- Recommended for walking motion detection from mounting heights between 8 ft (2.44 m) and 20 ft (6.10 m)
- Initial detection of walking motion along sensor axes at distances of 2x the mounting height up to 15 ft (4.57 m) and
- 1.75x up to 20 ft (6.10 m).
- Provides 12 ft (3.66 m) radial detection of small motion when mounted at 9 ft (2.74 m)
- Initial detection will occur earlier when walking across sensor's field of view than when walking directly at sensor



nLight AIR Wireless

nLight AIR is the ideal solution for retrofit or new construction spaces where adding additional wiring can be labor intensive and nLight AIR is available with or without an integral sensor. The integrated rES7 or rES7PDT smart sensors are part of each luminaire in the nLight AIR network, which can be grouped to control multiple luminaires. The granularity of control with the digital PIR occupancy detection and daylight sensing makes a great solution for any application.

Sequence of Operation (nES7 and Sensor)



*The presetting on the automatic dimming photocell is 10fc (RES7).


Sensor Switch JOT



Sensor Switch JOT Enabled Wireless Solution

Designed with contractors in mind, the Sensor Switch JOT enabled wireless solution offers a straightforward approach to the installation and pairing of lighting fixtures and controls. Absolutely no 0-10V control wires and no mobile apps are needed with JOT enabled products, allowing for lightning speed installation right out of the box.

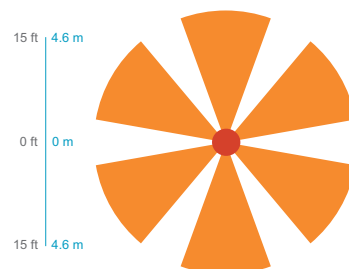
- 1. Power:** Install JOT enabled fixtures and controls as instructed.
- 2. Pair:** Insert the pairing tool into the pinhole on the wall switch; press and hold any button for 6 seconds.
- 3. Play:** Once paired, each fixture will individually dim down to 10% brightness. All products will be fully functional.



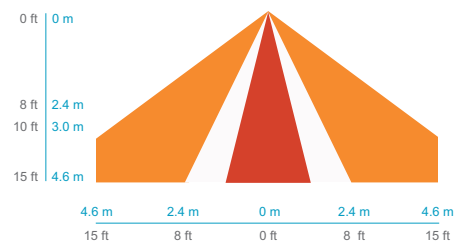
15F - LARGE MOTION EXTENDED RANGE 360

- Optimized full coverage from 8 ft - 15 ft (2.4 m - 4.5 m) mounting heights
- Reliable detection of large motion (e.g. pedestrian walking traffic)
- 1.3 x mounting height equals approximate detection range

TOP VIEW



SIDE VIEW



EPANL LED Flat Panel

Performance Data					
Model No.	DLC Classification	Lumens	Watts	LPW	DLC Product Id
EPANL 1X4 1500LM 80CRI 30K [MIN1, MIN10] [BLANK, ZT, EZT, NLIGHT] [MVOLT, 120, 277] [ALL OPTIONS]	Not Listed	1511	14	108	
EPANL 1X4 1500LM 80CRI 30K [MVOLT, 120, 277] SLD [ALL OPTIONS]	Not Listed	1511	14	108	
EPANL 1X4 1500LM 80CRI 35K [MIN1, MIN10] [BLANK, ZT, EZT, NLIGHT] [MVOLT, 120, 277] [ALL OPTIONS]	Standard	1574	14	113	PII6VKUP
EPANL 1X4 1500LM 80CRI 35K [MVOLT, 120, 277] SLD [ALL OPTIONS]	Not Listed	1574	14	113	
EPANL 1X4 1500LM 80CRI 40K [MIN1, MIN10] [BLANK, ZT, EZT, NLIGHT] [MVOLT, 120, 277] [ALL OPTIONS]	Standard	1637	14	117	P7MFGP4R
EPANL 1X4 1500LM 80CRI 40K [MVOLT, 120, 277] SLD [ALL OPTIONS]	Not Listed	1637	14	117	
EPANL 1X4 1500LM 80CRI 50K [MIN1, MIN10] [BLANK, ZT, EZT, NLIGHT] [MVOLT, 120, 277] [ALL OPTIONS]	Standard	1699	14	122	PS9YYBOV
EPANL 1X4 1500LM 80CRI 50K [MVOLT, 120, 277] SLD [ALL OPTIONS]	Not Listed	1699	14	122	
EPANL 1X4 1500LMHE 80CRI 30K [MIN1, MIN10] [BLANK, ZT, EZT, NLIGHT] [MVOLT, 120, 277] [ALL OPTIONS]	Not Listed	1419	12	119	
EPANL 1X4 1500LMHE 80CRI 30K [MVOLT, 120, 277] SLD [ALL OPTIONS]	Not Listed	1419	12	119	
EPANL 1X4 1500LMHE 80CRI 35K [MIN1, MIN10] [BLANK, ZT, EZT, NLIGHT] [MVOLT, 120, 277] [ALL OPTIONS]	Not Listed	1457	12	122	
EPANL 1X4 1500LMHE 80CRI 35K [MVOLT, 120, 277] SLD [ALL OPTIONS]	Not Listed	1457	12	122	
EPANL 1X4 1500LMHE 80CRI 40K [MIN1, MIN10] [BLANK, ZT, EZT, NLIGHT] [MVOLT, 120, 277] [ALL OPTIONS]	Not Listed	1508	12	127	
EPANL 1X4 1500LMHE 80CRI 40K [MVOLT, 120, 277] SLD [ALL OPTIONS]	Not Listed	1508	12	127	
EPANL 1X4 1500LMHE 80CRI 50K [MIN1, MIN10] [BLANK, ZT, EZT, NLIGHT] [MVOLT, 120, 277] [ALL OPTIONS]	Not Listed	1543	12	130	
EPANL 1X4 1500LMHE 80CRI 50K [MVOLT, 120, 277] SLD [ALL OPTIONS]	Not Listed	1543	12	130	
EPANL 1X4 3000LM 80CRI 30K [MIN1, MIN10] [BLANK, ZT, EZT, NLIGHT] [MVOLT, 120, 277] [ALL OPTIONS]	Not Listed	2841	27	106	
EPANL 1X4 3000LM 80CRI 30K [MVOLT, 120, 277] SLD [ALL OPTIONS]	Not Listed	2841	27	106	
EPANL 1X4 3000LM 80CRI 35K [MIN1, MIN10] [BLANK, ZT, EZT, NLIGHT] [MVOLT, 120, 277] [ALL OPTIONS]	Standard	2960	27	110	PSL7HREA
EPANL 1X4 3000LM 80CRI 35K [MVOLT, 120, 277] SLD [ALL OPTIONS]	Not Listed	2960	27	110	
EPANL 1X4 3000LM 80CRI 40K [MIN1, MIN10] [BLANK, ZT, EZT, NLIGHT] [MVOLT, 120, 277] [ALL OPTIONS]	Standard	3078	27	114	PICIQWDG
EPANL 1X4 3000LM 80CRI 40K [MVOLT, 120, 277] SLD [ALL OPTIONS]	Not Listed	3078	27	114	
EPANL 1X4 3000LM 80CRI 50K [MIN1, MIN10] [BLANK, ZT, EZT, NLIGHT] [MVOLT, 120, 277] [ALL OPTIONS]	Standard	3197	27	119	P4AJOGI1
EPANL 1X4 3000LM 80CRI 50K [MVOLT, 120, 277] SLD [ALL OPTIONS]	Not Listed	3197	27	119	
EPANL 1X4 3000LMHE 80CRI 30K [MIN1, MIN10] [BLANK, ZT, EZT, NLIGHT] [MVOLT, 120, 277] [ALL OPTIONS]	Not Listed	2771	23	123	
EPANL 1X4 3000LMHE 80CRI 30K [MVOLT, 120, 277] SLD [ALL OPTIONS]	Not Listed	2771	23	123	
EPANL 1X4 3000LMHE 80CRI 35K [MIN1, MIN10] [BLANK, ZT, EZT, NLIGHT] [MVOLT, 120, 277] [ALL OPTIONS]	Not Listed	2845	23	126	
EPANL 1X4 3000LMHE 80CRI 35K [MVOLT, 120, 277] SLD [ALL OPTIONS]	Not Listed	2845	23	126	
EPANL 1X4 3000LMHE 80CRI 40K [MIN1, MIN10] [BLANK, ZT, EZT, NLIGHT] [MVOLT, 120, 277] [ALL OPTIONS]	Not Listed	2945	23	130	
EPANL 1X4 3000LMHE 80CRI 40K [MVOLT, 120, 277] SLD [ALL OPTIONS]	Not Listed	2945	23	130	
EPANL 1X4 3000LMHE 80CRI 50K [MIN1, MIN10] [BLANK, ZT, EZT, NLIGHT] [MVOLT, 120, 277] [ALL OPTIONS]	Not Listed	3012	23	133	
EPANL 1X4 3000LMHE 80CRI 50K [MVOLT, 120, 277] SLD [ALL OPTIONS]	Not Listed	3012	23	133	
EPANL 1X4 4000LMHE 80CRI 40K [MIN1, MIN10] [BLANK, ZT, EZT, NLIGHT] 347 [ALL OPTIONS]	Not Listed	3426	31	111	
EPANL 1X4 4000LM 80CRI 30K [MIN1, MIN10] [BLANK, ZT, EZT, NLIGHT] [MVOLT, 120, 277] [ALL OPTIONS]	Not Listed	3659	37	100	
EPANL 1X4 4000LM 80CRI 30K [MVOLT, 120, 277] SLD [ALL OPTIONS]	Not Listed	3659	37	100	
EPANL 1X4 4000LM 80CRI 35K [MIN1, MIN10] [BLANK, ZT, EZT, NLIGHT] [MVOLT, 120, 277] [ALL OPTIONS]	Not Listed	3811	37	104	
EPANL 1X4 4000LM 80CRI 35K [MVOLT, 120, 277] SLD [ALL OPTIONS]	Not Listed	3811	37	104	
EPANL 1X4 4000LM 80CRI 40K [MIN1, MIN10] [BLANK, ZT, EZT, NLIGHT] [MVOLT, 120, 277] [ALL OPTIONS]	Standard	3963	37	107	P4SKVRJP
EPANL 1X4 4000LM 80CRI 40K [MVOLT, 120, 277] SLD [ALL OPTIONS]	Not Listed	3963	37	107	
EPANL 1X4 4000LM 80CRI 50K [MIN1, MIN10] [BLANK, ZT, EZT, NLIGHT] [MVOLT, 120, 277] [ALL OPTIONS]	Standard	4116	37	111	PFCL1300
EPANL 1X4 4000LM 80CRI 50K [MVOLT, 120, 277] SLD [ALL OPTIONS]	Not Listed	4116	37	111	
EPANL 1X4 4000LMHE 80CRI 30K [MIN1, MIN10] [BLANK, ZT, EZT, NLIGHT] [MVOLT, 120, 277] [ALL OPTIONS]	Not Listed	3667	31	120	
EPANL 1X4 4000LMHE 80CRI 30K [MVOLT, 120, 277] SLD [ALL OPTIONS]	Not Listed	3667	31	120	
EPANL 1X4 4000LMHE 80CRI 35K [MIN1, MIN10] [BLANK, ZT, EZT, NLIGHT] [MVOLT, 120, 277] [ALL OPTIONS]	Not Listed	3765	31	123	
EPANL 1X4 4000LMHE 80CRI 35K [MVOLT, 120, 277] SLD [ALL OPTIONS]	Not Listed	3765	31	123	
EPANL 1X4 4000LMHE 80CRI 40K [MIN1, MIN10] [BLANK, ZT, EZT, NLIGHT] [MVOLT, 120, 277] [ALL OPTIONS]	Not Listed	3897	31	128	
EPANL 1X4 4000LMHE 80CRI 40K [MVOLT, 120, 277] SLD [ALL OPTIONS]	Not Listed	3897	31	128	
EPANL 1X4 4000LMHE 80CRI 50K [MIN1, MIN10] [BLANK, ZT, EZT, NLIGHT] [MVOLT, 120, 277] [ALL OPTIONS]	Not Listed	3985	31	130	
EPANL 1X4 4000LMHE 80CRI 50K [MVOLT, 120, 277] SLD [ALL OPTIONS]	Not Listed	3985	31	130	
EPANL 1X4 4800LM 80CRI 30K [MIN1, MIN10] [BLANK, ZT, EZT, NLIGHT] [MVOLT, 120, 277] [ALL OPTIONS]	Standard	4633	45	104	PVIRSOQB
EPANL 1X4 4800LM 80CRI 30K [MVOLT, 120, 277] SLD [ALL OPTIONS]	Not Listed	4633	45	104	
EPANL 1X4 4800LM 80CRI 35K [MIN1, MIN10] [BLANK, ZT, EZT, NLIGHT] [MVOLT, 120, 277] [ALL OPTIONS]	Standard	4807	45	108	PIQUALNF
EPANL 1X4 4800LM 80CRI 35K [MVOLT, 120, 277] SLD [ALL OPTIONS]	Not Listed	4807	45	108	
EPANL 1X4 4800LM 80CRI 40K [MIN1, MIN10] [BLANK, ZT, EZT, NLIGHT] [MVOLT, 120, 277] [ALL OPTIONS]	Standard	4923	45	110	PR3K6SHH
EPANL 1X4 4800LM 80CRI 40K [MVOLT, 120, 277] SLD [ALL OPTIONS]	Not Listed	4923	45	110	
EPANL 1X4 4800LM 80CRI 50K [MIN1, MIN10] [BLANK, ZT, EZT, NLIGHT] [MVOLT, 120, 277] [ALL OPTIONS]	Standard	4967	45	111	PIS28TOX
EPANL 1X4 4800LM 80CRI 50K [MVOLT, 120, 277] SLD [ALL OPTIONS]	Not Listed	4967	45	111	
EPANL 1X4 4800LMHE 80CRI 30K [MIN1, MIN10] [BLANK, ZT, EZT, NLIGHT] [MVOLT, 120, 277] [ALL OPTIONS]	Not Listed	4340	37	117	
EPANL 1X4 4800LMHE 80CRI 30K [MVOLT, 120, 277] SLD [ALL OPTIONS]	Not Listed	4340	37	117	
EPANL 1X4 4800LMHE 80CRI 35K [MIN1, MIN10] [BLANK, ZT, EZT, NLIGHT] [MVOLT, 120, 277] [ALL OPTIONS]	Not Listed	4456	37	120	
EPANL 1X4 4800LMHE 80CRI 35K [MVOLT, 120, 277] SLD [ALL OPTIONS]	Not Listed	4456	37	120	
EPANL 1X4 4800LMHE 80CRI 40K [MIN1, MIN10] [BLANK, ZT, EZT, NLIGHT] [MVOLT, 120, 277] [ALL OPTIONS]	Not Listed	4612	37	124	
EPANL 1X4 4800LMHE 80CRI 40K [MVOLT, 120, 277] SLD [ALL OPTIONS]	Not Listed	4612	37	124	
EPANL 1X4 4800LMHE 80CRI 50K [MIN1, MIN10] [BLANK, ZT, EZT, NLIGHT] [MVOLT, 120, 277] [ALL OPTIONS]	Not Listed	4717	37	127	
EPANL 1X4 4800LMHE 80CRI 50K [MVOLT, 120, 277] SLD [ALL OPTIONS]	Not Listed	4717	37	127	
EPANL 1X4 5400LMHE 80CRI 30K [MIN1, MIN10] [BLANK, ZT, EZT, NLIGHT] [MVOLT, 120, 277] [ALL OPTIONS]	Standard	5156	44	116	PKIBC75K

EPANL LED Flat Panel

Performance Data					
Model No.	DLC Classification	Lumens	Watts	LPW	DLC Product Id
EPANL 1X4 5400LMHE 80CRI 30K [MVOLT, 120, 277] SLD [ALL OPTIONS]	Not Listed	5156	44	116	
EPANL 1X4 5400LMHE 80CRI 35K [MIN1, MIN10] [BLANK, ZT, EZT, NLIGHT] [MVOLT, 120, 277] [ALL OPTIONS]	Standard	5272	44	119	PNX0E6ZR
EPANL 1X4 5400LMHE 80CRI 35K [MVOLT, 120, 277] SLD [ALL OPTIONS]	Not Listed	5272	44	119	
EPANL 1X4 5400LMHE 80CRI 40K [MIN1, MIN10] [BLANK, ZT, EZT, NLIGHT] [MVOLT, 120, 277] [ALL OPTIONS]	Standard	5490	44	124	PF0B5KQD
EPANL 1X4 5400LMHE 80CRI 40K [MVOLT, 120, 277] SLD [ALL OPTIONS]	Not Listed	5490	44	128	
EPANL 1X4 5400LMHE 80CRI 50K [MIN1, MIN10] [BLANK, ZT, EZT, NLIGHT] [MVOLT, 120, 277] [ALL OPTIONS]	Standard	5665	44	128	PECOGL65
EPANL 1X4 5400LMHE 80CRI 50K [MVOLT, 120, 277] SLD [ALL OPTIONS]	Not Listed	5665	44	130	
EPANL 1X4 6000LM 80CRI 30K [BLANK, ZT, EZT, NLIGHT] 347 [ALL OPTIONS]	Standard	5953	55	109	PSBGKZ54
EPANL 1X4 6000LM 80CRI 30K [MIN1, MIN10] [BLANK, ZT, EZT, NLIGHT] [MVOLT, 120, 277] [ALL OPTIONS]	Standard	5953	51	117	P25AS4VW
EPANL 1X4 6000LM 80CRI 30K [MVOLT, 120, 277] SLD [ALL OPTIONS]	Not Listed	5953	51	117	
EPANL 1X4 6000LM 80CRI 35K [BLANK, ZT, EZT, NLIGHT] 347 [ALL OPTIONS]	Standard	5997	55	110	P8R62RB3
EPANL 1X4 6000LM 80CRI 35K [MIN1, MIN10] [BLANK, ZT, EZT, NLIGHT] [MVOLT, 120, 277] [ALL OPTIONS]	Standard	5997	51	118	PECOZVXY
EPANL 1X4 6000LM 80CRI 35K [MVOLT, 120, 277] SLD [ALL OPTIONS]	Not Listed	5997	51	118	
EPANL 1X4 6000LM 80CRI 40K [BLANK, ZT, EZT, NLIGHT] 347 [ALL OPTIONS]	Standard	6171	55	113	PC28H7F3
EPANL 1X4 6000LM 80CRI 40K [MIN1, MIN10] [BLANK, ZT, EZT, NLIGHT] [MVOLT, 120, 277] [ALL OPTIONS]	Standard	6171	51	121	PJ2LT8RF
EPANL 1X4 6000LM 80CRI 40K [MVOLT, 120, 277] SLD [ALL OPTIONS]	Not Listed	6171	51	121	
EPANL 1X4 6000LM 80CRI 50K [BLANK, ZT, EZT, NLIGHT] 347 [ALL OPTIONS]	Standard	6240	55	114	PIY82204
EPANL 1X4 6000LM 80CRI 50K [MIN1, MIN10] [BLANK, ZT, EZT, NLIGHT] [MVOLT, 120, 277] [ALL OPTIONS]	Standard	6240	51	123	PL6024K5
EPANL 1X4 6000LM 80CRI 50K [MVOLT, 120, 277] SLD [ALL OPTIONS]	Not Listed	6240	51	123	
EPANL 2X2 2000LM 80CRI 30K [MIN1, MIN10] [BLANK, ZT, EZT, NLIGHT] [MVOLT, 120, 277] [ALL OPTIONS]	Not Listed	1988	19	106	
EPANL 2X2 2000LM 80CRI 30K [MVOLT, 120, 277] SLD [ALL OPTIONS]	Not Listed	1988	19	106	
EPANL 2X2 2000LM 80CRI 35K [MIN1, MIN10] [BLANK, ZT, EZT, NLIGHT] [MVOLT, 120, 277] [ALL OPTIONS]	Standard	2071	19	110	P716D3WI
EPANL 2X2 2000LM 80CRI 35K [MVOLT, 120, 277] SLD [ALL OPTIONS]	Not Listed	2071	19	110	
EPANL 2X2 2000LM 80CRI 40K [MIN1, MIN10] [BLANK, ZT, EZT, NLIGHT] [MVOLT, 120, 277] [ALL OPTIONS]	Standard	2154	19	115	PPTL71HY
EPANL 2X2 2000LM 80CRI 40K [MVOLT, 120, 277] SLD [ALL OPTIONS]	Not Listed	2154	19	115	
EPANL 2X2 2000LM 80CRI 50K [MIN1, MIN10] [BLANK, ZT, EZT, NLIGHT] [MVOLT, 120, 277] [ALL OPTIONS]	Standard	2237	19	119	POOY8NZ2
EPANL 2X2 2000LM 80CRI 50K [MVOLT, 120, 277] SLD [ALL OPTIONS]	Not Listed	2237	19	119	
EPANL 2X2 2000LMHE 80CRI 30K [MIN1, MIN10] [BLANK, ZT, EZT, NLIGHT] [MVOLT, 120, 277] [ALL OPTIONS]	Not Listed	1856	16	119	
EPANL 2X2 2000LMHE 80CRI 30K [MVOLT, 120, 277] SLD [ALL OPTIONS]	Not Listed	1856	16	119	
EPANL 2X2 2000LMHE 80CRI 35K [MIN1, MIN10] [BLANK, ZT, EZT, NLIGHT] [MVOLT, 120, 277] [ALL OPTIONS]	Not Listed	1906	16	123	
EPANL 2X2 2000LMHE 80CRI 35K [MVOLT, 120, 277] SLD [ALL OPTIONS]	Not Listed	1906	16	123	
EPANL 2X2 2000LMHE 80CRI 40K [MIN1, MIN10] [BLANK, ZT, EZT, NLIGHT] [MVOLT, 120, 277] [ALL OPTIONS]	Not Listed	1972	16	127	
EPANL 2X2 2000LMHE 80CRI 40K [MVOLT, 120, 277] SLD [ALL OPTIONS]	Not Listed	1972	16	127	
EPANL 2X2 2000LMHE 80CRI 50K [MIN1, MIN10] [BLANK, ZT, EZT, NLIGHT] [MVOLT, 120, 277] [ALL OPTIONS]	Not Listed	2017	16	130	
EPANL 2X2 2000LMHE 80CRI 50K [MVOLT, 120, 277] SLD [ALL OPTIONS]	Not Listed	2017	16	130	
EPANL 2X2 3400LM 80CRI 30K [MIN1, MIN10] [BLANK, ZT, EZT, NLIGHT] [MVOLT, 120, 277] [ALL OPTIONS]	Standard	3291	30	109	P2QQIV0K
EPANL 2X2 3400LM 80CRI 30K [MVOLT, 120, 277] SLD [ALL OPTIONS]	Not Listed	3291	30	109	
EPANL 2X2 3400LM 80CRI 35K [MIN1, MIN10] [BLANK, ZT, EZT, NLIGHT] [MVOLT, 120, 277] [ALL OPTIONS]	Standard	3428	30	113	PQAFPPJ6
EPANL 2X2 3400LM 80CRI 35K [MIN1, MIN10] [BLANK, ZT, EZT, NLIGHT] 347 [ALL OPTIONS]	Not Listed	3428	30	113	
EPANL 2X2 3400LM 80CRI 35K [MVOLT, 120, 277] SLD [ALL OPTIONS]	Not Listed	3428	30	113	
EPANL 2X2 3400LM 80CRI 40K [MIN1, MIN10] [BLANK, ZT, EZT, NLIGHT] [MVOLT, 120, 277] [ALL OPTIONS]	Standard	3566	30	118	PY8MM627
EPANL 2X2 3400LM 80CRI 40K [MIN1, MIN10] [BLANK, ZT, EZT, NLIGHT] 347 [ALL OPTIONS]	Standard	3566	30	118	PMKTPCS2
EPANL 2X2 3400LM 80CRI 40K [MVOLT, 120, 277] SLD [ALL OPTIONS]	Not Listed	3566	30	118	
EPANL 2X2 3400LM 80CRI 50K [MIN1, MIN10] [BLANK, ZT, EZT, NLIGHT] [MVOLT, 120, 277] [ALL OPTIONS]	Standard	3703	30	122	PCRM0D2R
EPANL 2X2 3400LM 80CRI 50K [MVOLT, 120, 277] SLD [ALL OPTIONS]	Not Listed	3703	30	122	
EPANL 2X2 3400LMHE 80CRI 30K [MIN1, MIN10] [BLANK, ZT, EZT, NLIGHT] [MVOLT, 120, 277] [ALL OPTIONS]	Standard	3198	27	121	PWJ6HVP3
EPANL 2X2 3400LMHE 80CRI 30K [MVOLT, 120, 277] SLD [ALL OPTIONS]	Not Listed	3198	27	121	
EPANL 2X2 3400LMHE 80CRI 35K [MIN1, MIN10] [BLANK, ZT, EZT, NLIGHT] [MVOLT, 120, 277] [ALL OPTIONS]	Standard	3285	27	124	PBV78YXA
EPANL 2X2 3400LMHE 80CRI 35K [MVOLT, 120, 277] SLD [ALL OPTIONS]	Not Listed	3285	27	124	
EPANL 2X2 3400LMHE 80CRI 40K [MIN1, MIN10] [BLANK, ZT, EZT, NLIGHT] [MVOLT, 120, 277] [ALL OPTIONS]	Standard	3399	27	128	PBMB5QA8
EPANL 2X2 3400LMHE 80CRI 40K [MVOLT, 120, 277] SLD [ALL OPTIONS]	Not Listed	3399	27	128	
EPANL 2X2 3400LMHE 80CRI 50K [MIN1, MIN10] [BLANK, ZT, EZT, NLIGHT] [MVOLT, 120, 277] [ALL OPTIONS]	Standard	3477	27	131	PU32L41S
EPANL 2X2 3400LMHE 80CRI 50K [MVOLT, 120, 277] SLD [ALL OPTIONS]	Not Listed	3477	27	131	
EPANL 2X2 4000LM 80CRI 30K [MIN1, MIN10] [BLANK, ZT, EZT, NLIGHT] [MVOLT, 120, 277] [ALL OPTIONS]	Not Listed	3804	37	104	
EPANL 2X2 4000LM 80CRI 30K [MVOLT, 120, 277] SLD [ALL OPTIONS]	Not Listed	3804	37	104	
EPANL 2X2 4000LM 80CRI 35K [MIN1, MIN10] [BLANK, ZT, EZT, NLIGHT] [MVOLT, 120, 277] [ALL OPTIONS]	Not Listed	3963	37	108	
EPANL 2X2 4000LM 80CRI 35K [MVOLT, 120, 277] SLD [ALL OPTIONS]	Not Listed	3963	37	108	
EPANL 2X2 4000LM 80CRI 40K [MIN1, MIN10] [BLANK, ZT, EZT, NLIGHT] [MVOLT, 120, 277] [ALL OPTIONS]	Standard	4121	37	110	PW0040LR
EPANL 2X2 4000LM 80CRI 40K [MVOLT, 120, 277] SLD [ALL OPTIONS]	Not Listed	4121	37	110	
EPANL 2X2 4000LM 80CRI 50K [MIN1, MIN10] [BLANK, ZT, EZT, NLIGHT] [MVOLT, 120, 277] [ALL OPTIONS]	Standard	4280	37	114	P206CXK4
EPANL 2X2 4000LM 80CRI 50K [MIN1, MIN10] [BLANK, ZT, EZT, NLIGHT] 347 [ALL OPTIONS]	Not Listed	4280	37	114	
EPANL 2X2 4000LM 80CRI 50K [MVOLT, 120, 277] SLD [ALL OPTIONS]	Not Listed	4280	37	114	
EPANL 2X2 4000LMHE 80CRI 30K [MIN1, MIN10] [BLANK, ZT, EZT, NLIGHT] [MVOLT, 120, 277] [ALL OPTIONS]	Not Listed	3874	33	118	
EPANL 2X2 4000LMHE 80CRI 30K [MVOLT, 120, 277] SLD [ALL OPTIONS]	Not Listed	3874	33	118	
EPANL 2X2 4000LMHE 80CRI 35K [MIN1, MIN10] [BLANK, ZT, EZT, NLIGHT] [MVOLT, 120, 277] [ALL OPTIONS]	Not Listed	3978	33	121	
EPANL 2X2 4000LMHE 80CRI 35K [MVOLT, 120, 277] SLD [ALL OPTIONS]	Not Listed	3978	33	121	

EPANL LED Flat Panel

Performance Data					
Model No.	DLC Classification	Lumens	Watts	LPW	DLC Product Id
EPANL 2X2 4000LMHE 80CRI 40K [MIN1, MIN10] [BLANK, ZT, EZT, NLIGHT] [MVOLT, 120, 277] [ALL OPTIONS]	Not Listed	4117	33	125	
EPANL 2X2 4000LMHE 80CRI 40K [MVOLT, 120, 277] SLD [ALL OPTIONS]	Not Listed	4117	33	125	
EPANL 2X2 4000LMHE 80CRI 50K [MIN1, MIN10] [BLANK, ZT, EZT, NLIGHT] [MVOLT, 120, 277] [ALL OPTIONS]	Not Listed	4211	33	128	
EPANL 2X2 4000LMHE 80CRI 50K [MVOLT, 120, 277] SLD [ALL OPTIONS]	Not Listed	4211	33	128	
EPANL 2X2 4800LM 80CRI 30K [MIN1, MIN10] [BLANK, ZT, EZT, NLIGHT] [MVOLT, 120, 277] [ALL OPTIONS]	Not Listed	4558	45	102	
EPANL 2X2 4800LM 80CRI 30K [MVOLT, 120, 277] SLD [ALL OPTIONS]	Not Listed	4558	45	102	
EPANL 2X2 4800LM 80CRI 35K [MIN1, MIN10] [BLANK, ZT, EZT, NLIGHT] [MVOLT, 120, 277] [ALL OPTIONS]	Not Listed	4729	45	106	
EPANL 2X2 4800LM 80CRI 35K [MVOLT, 120, 277] SLD [ALL OPTIONS]	Not Listed	4729	45	106	
EPANL 2X2 4800LM 80CRI 40K [MIN1, MIN10] [BLANK, ZT, EZT, NLIGHT] [MVOLT, 120, 277] [ALL OPTIONS]	Standard	4843	45	109	PS2AC19A
EPANL 2X2 4800LM 80CRI 40K [MVOLT, 120, 277] SLD [ALL OPTIONS]	Not Listed	4843	45	109	
EPANL 2X2 4800LM 80CRI 50K [MIN1, MIN10] [BLANK, ZT, EZT, NLIGHT] 347 [ALL OPTIONS]	Not Listed	4886	45	110	
EPANL 2X2 4800LM 80CRI 50K [MIN1, MIN10] [BLANK, ZT, EZT, NLIGHT] [MVOLT, 120, 277] [ALL OPTIONS]	Standard	4886	45	110	P89SURCD
EPANL 2X2 4800LM 80CRI 50K [MVOLT, 120, 277] SLD [ALL OPTIONS]	Not Listed	4886	45	110	
EPANL 2X2 4800LMHE 80CRI 30K [MIN1, MIN10] [BLANK, ZT, EZT, NLIGHT] [MVOLT, 120, 277] [ALL OPTIONS]	Not Listed	4420	36	121	
EPANL 2X2 4800LMHE 80CRI 30K [MVOLT, 120, 277] SLD [ALL OPTIONS]	Not Listed	4420	36	121	
EPANL 2X2 4800LMHE 80CRI 35K [MIN1, MIN10] [BLANK, ZT, EZT, NLIGHT] [MVOLT, 120, 277] [ALL OPTIONS]	Not Listed	4539	36	125	
EPANL 2X2 4800LMHE 80CRI 35K [MVOLT, 120, 277] SLD [ALL OPTIONS]	Not Listed	4539	36	125	
EPANL 2X2 4800LMHE 80CRI 40K [MIN1, MIN10] [BLANK, ZT, EZT, NLIGHT] [MVOLT, 120, 277] [ALL OPTIONS]	Not Listed	4697	36	129	
EPANL 2X2 4800LMHE 80CRI 40K [MVOLT, 120, 277] SLD [ALL OPTIONS]	Not Listed	4697	36	129	
EPANL 2X2 4800LMHE 80CRI 50K [MIN1, MIN10] [BLANK, ZT, EZT, NLIGHT] [MVOLT, 120, 277] [ALL OPTIONS]	Not Listed	4804	36	132	
EPANL 2X2 4800LMHE 80CRI 50K [MVOLT, 120, 277] SLD [ALL OPTIONS]	Not Listed	4804	36	132	
EPANL 2X4 3000LM 80CRI 30K [MIN1, MIN10] [BLANK, ZT, EZT, NLIGHT] [MVOLT, 120, 277] [ALL OPTIONS]	Not Listed	3015	29	106	
EPANL 2X4 3000LM 80CRI 30K [MVOLT, 120, 277] SLD [ALL OPTIONS]	Not Listed	3015	29	106	
EPANL 2X4 3000LM 80CRI 35K [MIN1, MIN10] [BLANK, ZT, EZT, NLIGHT] [MVOLT, 120, 277] [ALL OPTIONS]	Standard	3141	29	110	P4PIGUFW
EPANL 2X4 3000LM 80CRI 35K [MVOLT, 120, 277] SLD [ALL OPTIONS]	Not Listed	3141	29	110	
EPANL 2X4 3000LM 80CRI 40K [MIN1, MIN10] [BLANK, ZT, EZT, NLIGHT] [MVOLT, 120, 277] [ALL OPTIONS]	Standard	3266	29	115	PSPB7FBG
EPANL 2X4 3000LM 80CRI 40K [MVOLT, 120, 277] SLD [ALL OPTIONS]	Not Listed	3266	29	115	
EPANL 2X4 3000LM 80CRI 50K [MIN1, MIN10] [BLANK, ZT, EZT, NLIGHT] [MVOLT, 120, 277] [ALL OPTIONS]	Standard	3392	29	119	PSLOA6G7
EPANL 2X4 3000LM 80CRI 50K [MVOLT, 120, 277] SLD [ALL OPTIONS]	Not Listed	3392	29	119	
EPANL 2X4 3000LMHE 80CRI 30K [MIN1, MIN10] [BLANK, ZT, EZT, NLIGHT] [MVOLT, 120, 277] [ALL OPTIONS]	Standard	2943	23	129	PNSQ2LMI
EPANL 2X4 3000LMHE 80CRI 30K [MVOLT, 120, 277] SLD [ALL OPTIONS]	Not Listed	2943	23	129	
EPANL 2X4 3000LMHE 80CRI 35K [MIN1, MIN10] [BLANK, ZT, EZT, NLIGHT] [MVOLT, 120, 277] [ALL OPTIONS]	Standard	2986	23	131	P84A41CZ
EPANL 2X4 3000LMHE 80CRI 35K [MVOLT, 120, 277] SLD [ALL OPTIONS]	Not Listed	2986	23	131	
EPANL 2X4 3000LMHE 80CRI 40K [MIN1, MIN10] [BLANK, ZT, EZT, NLIGHT] [MVOLT, 120, 277] [ALL OPTIONS]	Standard	3071	23	135	P0S68XSR
EPANL 2X4 3000LMHE 80CRI 40K [MVOLT, 120, 277] SLD [ALL OPTIONS]	Not Listed	3071	23	135	
EPANL 2X4 3000LMHE 80CRI 50K [MIN1, MIN10] [BLANK, ZT, EZT, NLIGHT] [MVOLT, 120, 277] [ALL OPTIONS]	Standard	3114	23	137	PW2SV5X9
EPANL 2X4 3000LMHE 80CRI 50K [MVOLT, 120, 277] SLD [ALL OPTIONS]	Not Listed	3114	23	137	
EPANL 2X4 3760LMHE 80CRI 40K MIN10 ZT MVOLT NACV	Standard	3984	27	147	PQMB5PAR
EPANL 2X4 4000LM 80CRI 30K [MIN1, MIN10] [BLANK, ZT, EZT, NLIGHT] [MVOLT, 120, 277] [ALL OPTIONS]	Not Listed	3914	38	104	
EPANL 2X4 4000LM 80CRI 30K [MVOLT, 120, 277] SLD [ALL OPTIONS]	Not Listed	3914	38	104	
EPANL 2X4 4000LM 80CRI 35K [MIN1, MIN10] [BLANK, ZT, EZT, NLIGHT] [MVOLT, 120, 277] [ALL OPTIONS]	Standard	4077	38	108	PG2MHOZE
EPANL 2X4 4000LM 80CRI 35K [MVOLT, 120, 277] SLD [ALL OPTIONS]	Not Listed	4077	38	108	
EPANL 2X4 4000LM 80CRI 40K [MIN1, MIN10] [BLANK, ZT, EZT, NLIGHT] [MVOLT, 120, 277] [ALL OPTIONS]	Standard	4240	38	113	PNKUCIIA
EPANL 2X4 4000LM 80CRI 40K [MIN1, MIN10] [BLANK, ZT, EZT, NLIGHT] 347 [ALL OPTIONS]	Not Listed	4240	38	113	
EPANL 2X4 4000LM 80CRI 40K [MVOLT, 120, 277] SLD [ALL OPTIONS]	Not Listed	4240	38	113	
EPANL 2X4 4000LM 80CRI 50K [MIN1, MIN10] [BLANK, ZT, EZT, NLIGHT] [MVOLT, 120, 277] [ALL OPTIONS]	Standard	4403	38	117	P94H4XFG
EPANL 2X4 4000LM 80CRI 50K [MVOLT, 120, 277] SLD [ALL OPTIONS]	Not Listed	4403	38	117	
EPANL 2X4 4000LMHE 80CRI 30K [MIN1, MIN10] [BLANK, ZT, EZT, NLIGHT] [MVOLT, 120, 277] [ALL OPTIONS]	Standard	3874	31	123	PT1H08CF
EPANL 2X4 4000LMHE 80CRI 30K [MVOLT, 120, 277] SLD [ALL OPTIONS]	Not Listed	3874	31	123	
EPANL 2X4 4000LMHE 80CRI 35K [MIN1, MIN10] [BLANK, ZT, EZT, NLIGHT] [MVOLT, 120, 277] [ALL OPTIONS]	Standard	3930	31	125	P8VKRLEE
EPANL 2X4 4000LMHE 80CRI 35K [MVOLT, 120, 277] SLD [ALL OPTIONS]	Not Listed	3930	31	125	
EPANL 2X4 4000LMHE 80CRI 40K [MIN1, MIN10] [BLANK, ZT, EZT, NLIGHT] [MVOLT, 120, 277] [ALL OPTIONS]	Standard	4042	31	129	PW2KT9FQ
EPANL 2X4 4000LMHE 80CRI 40K [MVOLT, 120, 277] SLD [ALL OPTIONS]	Not Listed	4042	31	129	
EPANL 2X4 4000LMHE 80CRI 50K [MIN1, MIN10] [BLANK, ZT, EZT, NLIGHT] [MVOLT, 120, 277] [ALL OPTIONS]	Standard	4098	31	130	PD7JL7CS
EPANL 2X4 4000LMHE 80CRI 50K [MVOLT, 120, 277] SLD [ALL OPTIONS]	Not Listed	4098	31	130	
EPANL 2X4 4800LM 80CRI 30K [MIN1, MIN10] [BLANK, ZT, EZT, NLIGHT] [MVOLT, 120, 277] [ALL OPTIONS]	Not Listed	4817	45	107	
EPANL 2X4 4800LM 80CRI 30K [MVOLT, 120, 277] SLD [ALL OPTIONS]	Not Listed	4817	45	107	
EPANL 2X4 4800LM 80CRI 35K [MIN1, MIN10] [BLANK, ZT, EZT, NLIGHT] [MVOLT, 120, 277] [ALL OPTIONS]	Standard	4998	45	111	P8FFEBQH
EPANL 2X4 4800LM 80CRI 35K [MIN1, MIN10] [BLANK, ZT, EZT, NLIGHT] 347 [ALL OPTIONS]	Not Listed	4998	45	111	
EPANL 2X4 4800LM 80CRI 35K [MVOLT, 120, 277] SLD [ALL OPTIONS]	Not Listed	4998	45	111	
EPANL 2X4 4800LM 80CRI 40K [MIN1, MIN10] [BLANK, ZT, EZT, NLIGHT] [MVOLT, 120, 277] [ALL OPTIONS]	Standard	5119	45	113	PL3AU798
EPANL 2X4 4800LM 80CRI 40K [MIN1, MIN10] [BLANK, ZT, EZT, NLIGHT] 347 [ALL OPTIONS]	Not Listed	5119	45	113	
EPANL 2X4 4800LM 80CRI 40K [MVOLT, 120, 277] SLD [ALL OPTIONS]	Not Listed	5119	45	113	
EPANL 2X4 4800LM 80CRI 50K [MIN1, MIN10] [BLANK, ZT, EZT, NLIGHT] [MVOLT, 120, 277] [ALL OPTIONS]	Standard	5164	45	114	P8TD4A4V
EPANL 2X4 4800LM 80CRI 50K [MIN1, MIN10] [BLANK, ZT, EZT, NLIGHT] 347 [ALL OPTIONS]	Not Listed	5164	48	107	
EPANL 2X4 4800LM 80CRI 50K [MVOLT, 120, 277] SLD [ALL OPTIONS]	Not Listed	5164	45	114	

EPANL LED Flat Panel

Performance Data					
Model No.	DLC Classification	Lumens	Watts	LPW	DLC Product Id
EPANL 2X4 4800LMHE 80CRI 30K [MIN1, MIN10] [BLANK, ZT, EZT, NLIGHT] [MVOLT, 120, 277] [ALL OPTIONS]	Not Listed	4491	37	120	
EPANL 2X4 4800LMHE 80CRI 30K [MVOLT, 120, 277] SLD [ALL OPTIONS]	Not Listed	4491	37	120	
EPANL 2X4 4800LMHE 80CRI 35K [MIN1, MIN10] [BLANK, ZT, EZT, NLIGHT] [MVOLT, 120, 277] [ALL OPTIONS]	Not Listed	4612	37	123	
EPANL 2X4 4800LMHE 80CRI 35K [MVOLT, 120, 277] SLD [ALL OPTIONS]	Not Listed	4612	37	123	
EPANL 2X4 4800LMHE 80CRI 40K [MIN1, MIN10] [BLANK, ZT, EZT, NLIGHT] [MVOLT, 120, 277] [ALL OPTIONS]	Not Listed	4773	37	127	
EPANL 2X4 4800LMHE 80CRI 40K [MVOLT, 120, 277] SLD [ALL OPTIONS]	Not Listed	4773	37	127	
EPANL 2X4 4800LMHE 80CRI 50K [MIN1, MIN10] [BLANK, ZT, EZT, NLIGHT] [MVOLT, 120, 277] [ALL OPTIONS]	Not Listed	4882	37	130	
EPANL 2X4 4800LMHE 80CRI 50K [MVOLT, 120, 277] SLD [ALL OPTIONS]	Not Listed	4882	37	130	
EPANL 2X4 5000LMHE 80CRI 40K MIN10 ZT MVOLT NACV	Standard	5218	37	141	PL4KIXE5
EPANL 2X4 5400LM 80CRI 30K [MIN1, MIN10] [BLANK, ZT, EZT, NLIGHT] [MVOLT, 120, 277] [ALL OPTIONS]	Standard	5345	49	109	PJAOIUUK
EPANL 2X4 5400LM 80CRI 30K [MVOLT, 120, 277] SLD [ALL OPTIONS]	Not Listed	5345	49	109	
EPANL 2X4 5400LM 80CRI 35K [MIN1, MIN10] [BLANK, ZT, EZT, NLIGHT] [MVOLT, 120, 277] [ALL OPTIONS]	Standard	5546	49	113	PVKKX9GJ
EPANL 2X4 5400LM 80CRI 35K [MVOLT, 120, 277] SLD [ALL OPTIONS]	Not Listed	5546	49	113	
EPANL 2X4 5400LM 80CRI 40K [MIN1, MIN10] [BLANK, ZT, EZT, NLIGHT] [MVOLT, 120, 277] [ALL OPTIONS]	Standard	5679	49	116	P31GEZNP
EPANL 2X4 5400LM 80CRI 40K [MVOLT, 120, 277] SLD [ALL OPTIONS]	Not Listed	5679	49	116	
EPANL 2X4 5400LM 80CRI 50K [MIN1, MIN10] [BLANK, ZT, EZT, NLIGHT] [MVOLT, 120, 277] [ALL OPTIONS]	Standard	5730	49	117	PWRHGEH4
EPANL 2X4 5400LM 80CRI 50K [MVOLT, 120, 277] SLD [ALL OPTIONS]	Not Listed	5730	49	117	
EPANL 2X4 5400LMHE 80CRI 30K [MIN1, MIN10] [BLANK, ZT, EZT, NLIGHT] [MVOLT, 120, 277] [ALL OPTIONS]	Standard	5302	41	131	P3J0ACOV
EPANL 2X4 5400LMHE 80CRI 30K [MIN1, MIN10] [BLANK, ZT, EZT, NLIGHT] 347 [ALL OPTIONS]	Standard	5302	41	128	PNWXLXM3
EPANL 2X4 5400LMHE 80CRI 30K [MVOLT, 120, 277] SLD [ALL OPTIONS]	Not Listed	5302	41	131	
EPANL 2X4 5400LMHE 80CRI 35K [MIN1, MIN10] [BLANK, ZT, EZT, NLIGHT] [MVOLT, 120, 277] [ALL OPTIONS]	Standard	5421	41	134	P4E4JYPW
EPANL 2X4 5400LMHE 80CRI 35K [MIN1, MIN10] [BLANK, ZT, EZT, NLIGHT] 347 [ALL OPTIONS]	Standard	5421	41	131	PPKAF154
EPANL 2X4 5400LMHE 80CRI 35K [MVOLT, 120, 277] SLD [ALL OPTIONS]	Not Listed	5421	41	134	
EPANL 2X4 5400LMHE 80CRI 40K [MIN1, MIN10] [BLANK, ZT, EZT, NLIGHT] [MVOLT, 120, 277] [ALL OPTIONS]	Standard	5645	41	139	PWCONHMH
EPANL 2X4 5400LMHE 80CRI 40K [MIN1, MIN10] [BLANK, ZT, EZT, NLIGHT] 347 [ALL OPTIONS]	Standard	5645	41	137	PZRLJ13L
EPANL 2X4 5400LMHE 80CRI 40K [MVOLT, 120, 277] SLD [ALL OPTIONS]	Not Listed	5645	41	139	
EPANL 2X4 5400LMHE 80CRI 50K [MIN1, MIN10] [BLANK, ZT, EZT, NLIGHT] [MVOLT, 120, 277] [ALL OPTIONS]	Standard	5825	41	144	PDKG7XHY
EPANL 2X4 5400LMHE 80CRI 50K [MIN1, MIN10] [BLANK, ZT, EZT, NLIGHT] 347 [ALL OPTIONS]	Standard	5825	41	141	P36758NK
EPANL 2X4 5400LMHE 80CRI 50K [MVOLT, 120, 277] SLD [ALL OPTIONS]	Not Listed	5825	41	144	
EPANL 2X4 5757LMHE 80CRI 40K MIN10 ZT MVOLT NACV	Standard	5776	40	143	P71Q69QD
EPANL 2X4 6000LM 80CRI 30K [MIN1, MIN10] [BLANK, ZT, EZT, NLIGHT] [MVOLT, 120, 277] [ALL OPTIONS]	Standard	6318	50	126	PCMK605N
EPANL 2X4 6000LM 80CRI 30K [MVOLT, 120, 277] SLD [ALL OPTIONS]	Not Listed	6318	50	126	
EPANL 2X4 6000LM 80CRI 35K [MIN1, MIN10] [BLANK, ZT, EZT, NLIGHT] [MVOLT, 120, 277] [ALL OPTIONS]	Standard	6364	50	127	PMH12SAT
EPANL 2X4 6000LM 80CRI 35K [MIN1, MIN10] [BLANK, ZT, EZT, NLIGHT] 347 [ALL OPTIONS]	Standard	6364	55	115	PD2QM1LA
EPANL 2X4 6000LM 80CRI 35K [MVOLT, 120, 277] SLD [ALL OPTIONS]	Not Listed	6364	50	127	
EPANL 2X4 6000LM 80CRI 40K [MIN1, MIN10] [BLANK, ZT, EZT, NLIGHT] [MVOLT, 120, 277] [ALL OPTIONS]	Standard	6548	50	131	P4H3UGFQ
EPANL 2X4 6000LM 80CRI 40K [MVOLT, 120, 277] SLD [ALL OPTIONS]	Not Listed	6548	50	132	
EPANL 2X4 6000LM 80CRI 50K [MIN1, MIN10] [BLANK, ZT, EZT, NLIGHT] [MVOLT, 120, 277] [ALL OPTIONS]	Standard	6622	50	132	P167DCJS
EPANL 2X4 6000LM 80CRI 50K [MVOLT, 120, 277] SLD [ALL OPTIONS]	Not Listed	6622	50	132	
EPANL 2X4 6000LMHE 80CRI 30K [MIN1, MIN10] [BLANK, ZT, EZT, NLIGHT] [MVOLT, 120, 277] [ALL OPTIONS]	Standard	5755	43	135	P6JUAFCI
EPANL 2X4 6000LMHE 80CRI 30K [MIN1, MIN10] [BLANK, ZT, EZT, NLIGHT] 347 [ALL OPTIONS]	Standard	5755	45	128	PDDV7MOA
EPANL 2X4 6000LMHE 80CRI 30K [MVOLT, 120, 277] SLD [ALL OPTIONS]	Not Listed	5755	43	135	
EPANL 2X4 6000LMHE 80CRI 35K [MIN1, MIN10] [BLANK, ZT, EZT, NLIGHT] [MVOLT, 120, 277] [ALL OPTIONS]	Standard	5884	43	138	PENZU105
EPANL 2X4 6000LMHE 80CRI 35K [MIN1, MIN10] [BLANK, ZT, EZT, NLIGHT] 347 [ALL OPTIONS]	Standard	5884	45	131	PIVHYPP1
EPANL 2X4 6000LMHE 80CRI 35K [MVOLT, 120, 277] SLD [ALL OPTIONS]	Not Listed	5884	43	138	
EPANL 2X4 6000LMHE 80CRI 40K [MIN1, MIN10] [BLANK, ZT, EZT, NLIGHT] [MVOLT, 120, 277] [ALL OPTIONS]	Standard	6127	43	144	P2GV0FOB
EPANL 2X4 6000LMHE 80CRI 40K [MIN1, MIN10] [BLANK, ZT, EZT, NLIGHT] 347 [ALL OPTIONS]	Standard	6127	45	136	P80A5LE2
EPANL 2X4 6000LMHE 80CRI 40K [MVOLT, 120, 277] SLD [ALL OPTIONS]	Not Listed	6127	43	144	
EPANL 2X4 6000LMHE 80CRI 50K [MIN1, MIN10] [BLANK, ZT, EZT, NLIGHT] [MVOLT, 120, 277] [ALL OPTIONS]	Standard	6322	43	148	PZZYBV55
EPANL 2X4 6000LMHE 80CRI 50K [MIN1, MIN10] [BLANK, ZT, EZT, NLIGHT] 347 [ALL OPTIONS]	Standard	6322	45	140	P888TMSU
EPANL 2X4 6000LMHE 80CRI 50K [MVOLT, 120, 277] SLD [ALL OPTIONS]	Not Listed	6322	43	148	
EPANL 2X4 6800LM 80CRI 30K [MIN1, MIN10] [BLANK, ZT, EZT, NLIGHT] [MVOLT, 120, 277] [ALL OPTIONS]	Standard	7013	62	113	PSV30WTM
EPANL 2X4 6800LM 80CRI 30K [MVOLT, 120, 277] SLD [ALL OPTIONS]	Not Listed	7013	62	113	
EPANL 2X4 6800LM 80CRI 35K [MIN1, MIN10] [BLANK, ZT, EZT, NLIGHT] [MVOLT, 120, 277] [ALL OPTIONS]	Standard	7064	62	114	PWGICRXA
EPANL 2X4 6800LM 80CRI 35K [MVOLT, 120, 277] SLD [ALL OPTIONS]	Not Listed	7064	62	114	
EPANL 2X4 6800LM 80CRI 40K [MIN1, MIN10] [BLANK, ZT, EZT, NLIGHT] [MVOLT, 120, 277] [ALL OPTIONS]	Standard	7269	62	117	PPU6PYNE
EPANL 2X4 6800LM 80CRI 40K [MIN1, MIN10] [BLANK, ZT, EZT, NLIGHT] 347 [ALL OPTIONS]	Standard	7269	62	111	PTRH2WMJ
EPANL 2X4 6800LM 80CRI 40K [MVOLT, 120, 277] SLD [ALL OPTIONS]	Not Listed	7269	62	117	
EPANL 2X4 6800LM 80CRI 50K [MIN1, MIN10] [BLANK, ZT, EZT, NLIGHT] [MVOLT, 120, 277] [ALL OPTIONS]	Standard	7351	62	118	PHDEORE3
EPANL 2X4 6800LM 80CRI 50K [MVOLT, 120, 277] SLD [ALL OPTIONS]	Not Listed	7351	62	118	
EPANL 2X4 6800LMHE 80CRI 30K [MIN1, MIN10] [BLANK, ZT, EZT, NLIGHT] [MVOLT, 120, 277] [ALL OPTIONS]	Standard	6450	48	135	PTT9MBX1
EPANL 2X4 6800LMHE 80CRI 30K [MVOLT, 120, 277] SLD [ALL OPTIONS]	Not Listed	6450	48	135	
EPANL 2X4 6800LMHE 80CRI 35K [MIN1, MIN10] [BLANK, ZT, EZT, NLIGHT] [MVOLT, 120, 277] [ALL OPTIONS]	Standard	6596	48	138	PICAPAMD
EPANL 2X4 6800LMHE 80CRI 35K [MVOLT, 120, 277] SLD [ALL OPTIONS]	Not Listed	6596	48	138	
EPANL 2X4 6800LMHE 80CRI 40K [MIN1, MIN10] [BLANK, ZT, EZT, NLIGHT] [MVOLT, 120, 277] [ALL OPTIONS]	Standard	6868	48	144	P8IULOJ1
EPANL 2X4 6800LMHE 80CRI 40K [MVOLT, 120, 277] SLD [ALL OPTIONS]	Not Listed	6868	48	144	

EPANL LED Flat Panel

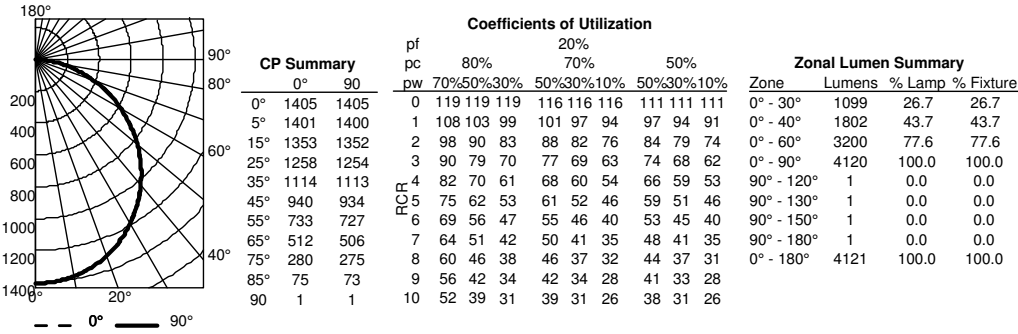
Performance Data					
Model No.	DLC Classification	Lumens	Watts	LPW	DLC Product Id
EPANL 2X4 6800LMHE 80CRI 50K [MIN1, MIN10] [BLANK, ZT, EZT, NLIGHT] [MVOLT, 120, 277] [ALL OPTIONS]	Standard	7086	48	149	PUZSKKJQ
EPANL 2X4 6800LMHE 80CRI 50K [MVOLT, 120, 277] SLD [ALL OPTIONS]	Not Listed	7086	48	149	
EPANL 2X4 7200LM 80CRI 30K [MIN1, MIN10] [BLANK, ZT, EZT, NLIGHT] [MVOLT, 120, 277] [ALL OPTIONS]	Standard	7388	66	113	PWVK6LER
EPANL 2X4 7200LM 80CRI 30K [MIN1, MIN10] [BLANK, ZT, EZT, NLIGHT] 347 [ALL OPTIONS]	Not Listed	7388	70	106	
EPANL 2X4 7200LM 80CRI 30K [MVOLT, 120, 277] SLD [ALL OPTIONS]	Not Listed	7388	66	111	
EPANL 2X4 7200LM 80CRI 35K [MIN1, MIN10] [BLANK, ZT, EZT, NLIGHT] [MVOLT, 120, 277] [ALL OPTIONS]	Standard	7442	66	112	P57KW7H4
EPANL 2X4 7200LM 80CRI 35K [MIN1, MIN10] [BLANK, ZT, EZT, NLIGHT] 347 [ALL OPTIONS]	Not Listed	7442	70	107	
EPANL 2X4 7200LM 80CRI 35K [MVOLT, 120, 277] SLD [ALL OPTIONS]	Not Listed	7442	66	112	
EPANL 2X4 7200LM 80CRI 40K [MIN1, MIN10] [BLANK, ZT, EZT, NLIGHT] [MVOLT, 120, 277] [ALL OPTIONS]	Standard	7657	66	115	P2GQ1ISA
EPANL 2X4 7200LM 80CRI 40K [MIN1, MIN10] [BLANK, ZT, EZT, NLIGHT] 347 [ALL OPTIONS]	Standard	7657	70	110	PNWQLGKR
EPANL 2X4 7200LM 80CRI 40K [MVOLT, 120, 277] SLD [ALL OPTIONS]	Not Listed	7657	66	115	
EPANL 2X4 7200LM 80CRI 50K [MIN1, MIN10] [BLANK, ZT, EZT, NLIGHT] [MVOLT, 120, 277] [ALL OPTIONS]	Standard	7744	66	117	PQMRLFRM
EPANL 2X4 7200LM 80CRI 50K [MIN1, MIN10] [BLANK, ZT, EZT, NLIGHT] 347 [ALL OPTIONS]	Standard	7744	70	111	PIIH40FQ
EPANL 2X4 7200LM 80CRI 50K [MVOLT, 120, 277] SLD [ALL OPTIONS]	Not Listed	7744	66	117	
EPANL 2X4 7200LMHE 80CRI 30K [MIN1, MIN10] [BLANK, ZT, EZT, NLIGHT] [MVOLT, 120, 277] [ALL OPTIONS]	Standard	6792	50	137	PJNOUK7J
EPANL 2X4 7200LMHE 80CRI 30K [MVOLT, 120, 277] SLD [ALL OPTIONS]	Not Listed	6792	50	137	
EPANL 2X4 7200LMHE 80CRI 35K [MIN1, MIN10] [BLANK, ZT, EZT, NLIGHT] [MVOLT, 120, 277] [ALL OPTIONS]	Standard	6945	50	140	PHWEYLOD
EPANL 2X4 7200LMHE 80CRI 35K [MVOLT, 120, 277] SLD [ALL OPTIONS]	Not Listed	6945	50	140	
EPANL 2X4 7200LMHE 80CRI 40K [MIN1, MIN10] [BLANK, ZT, EZT, NLIGHT] [MVOLT, 120, 277] [ALL OPTIONS]	Standard	7232	50	146	PW3RZAGO
EPANL 2X4 7200LMHE 80CRI 40K [MVOLT, 120, 277] SLD [ALL OPTIONS]	Not Listed	7232	50	146	
EPANL 2X4 7200LMHE 80CRI 50K [MIN1, MIN10] [BLANK, ZT, EZT, NLIGHT] [MVOLT, 120, 277] [ALL OPTIONS]	Standard	7462	50	151	PPYDM8D6
EPANL 2X4 7200LMHE 80CRI 50K [MVOLT, 120, 277] SLD [ALL OPTIONS]	Not Listed	7462	50	151	

EPANL LED Flat Panel

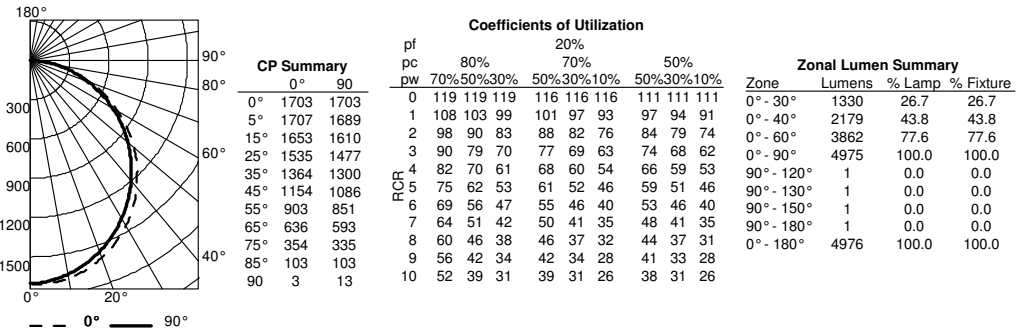
PHOTOMETRICS

Full Photometric data is available on Lithonia.acuitybrands.com

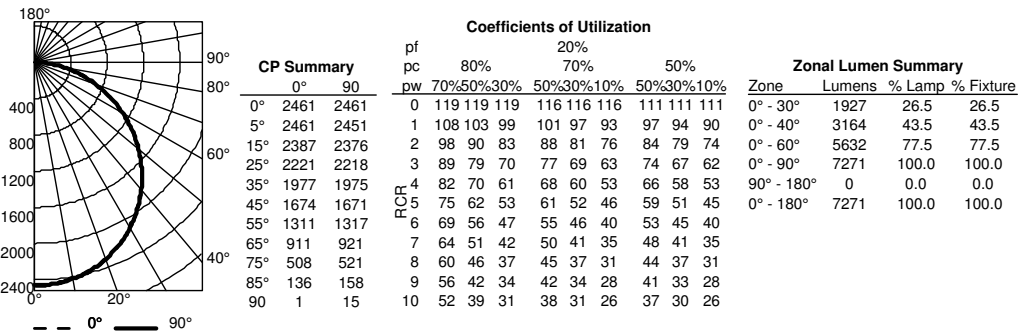
EPANL 2x2 4000LM 80CRI 40K, 4121 delivered lumens.



EPANL 2x4 4800LM 80CRI 40K, 5119 delivered lumens.

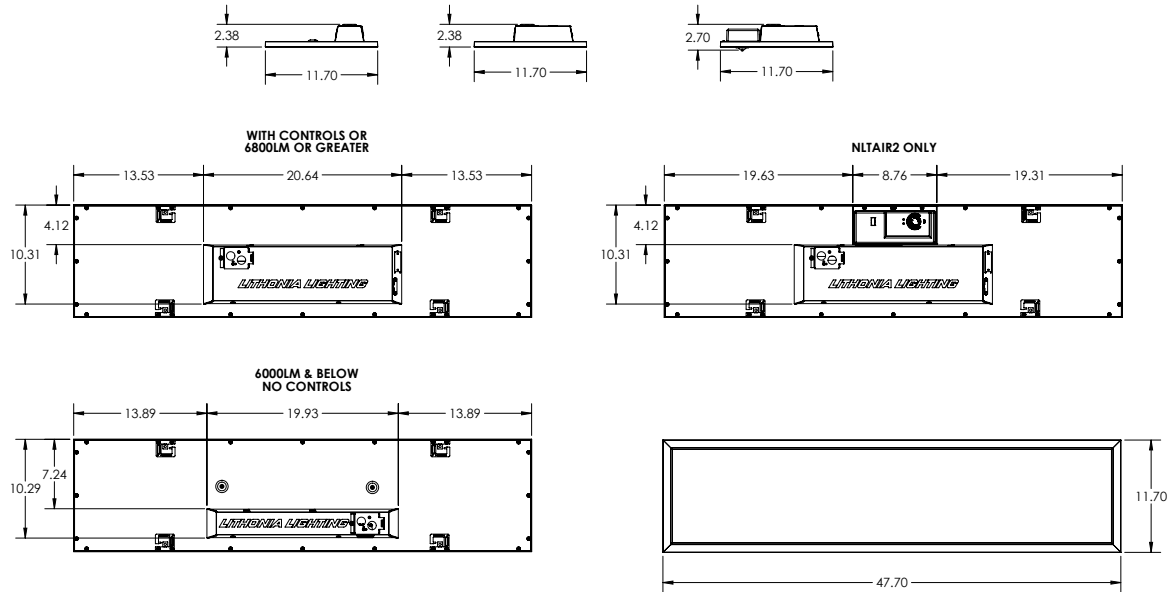


EPANL 2x4 6800LM 80CRI 40K, 7269 delivered lumens.

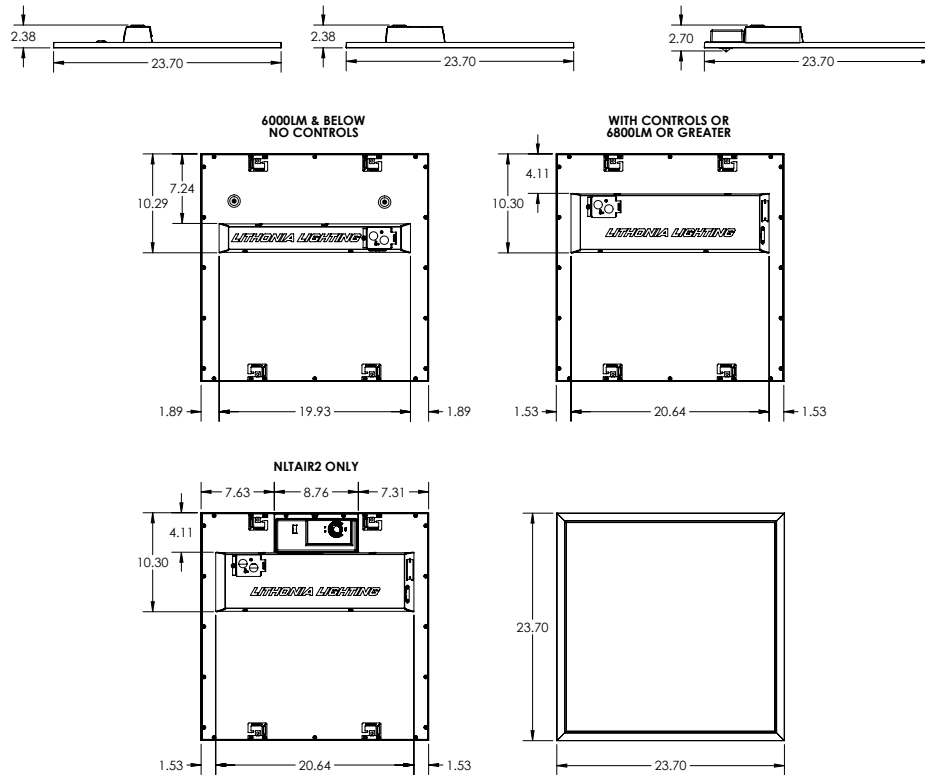


DIMENSIONS

1X4 Configurations



2X2 Configurations



DIMENSIONS (continued)

2X4 Configurations

