

FEATURES & SPECIFICATIONS

INTENDED USE — The BZL recessed troffer provides fresh architectural aesthetics in a recessed LED lighting fixture. The soft indirect lighting is ideal for retail, schools, healthcare facilities and commercial office spaces. The high efficacy LED system provides long life and excellent color to deliver superior quality indirect lighting.

CONSTRUCTION — Enclosure constructed from powder coated cold rolled steel with tabbed and screwed on end plates. Fixture sides contain rolled and completely hemmed edges to promote easy handling. End plate edges formed inward to provide smooth edges. Large, easy to position T-bar clips conveniently located and integral to the end plates. Reflector system constructed from a combination of cold roll steel ends, end trim, reflector and aluminum extrusion side flanges. Components are securely screwed together to maintain the integrity and relationship of the optical components. Parts are painted after fabrication for durability and consistency in appearance.

OPTICS — Reflector system features highly reflective optical composite coating and unique shape that delivers efficient and balanced lighting into the space. LED lamp assemblies captured in aluminum extrusions to maintain the integrity and consistency of the optical system performance. Secondary reflectors redirect light to enhance system performance.

ELECTRICAL — Long-life LEDs coupled with high-efficiency drivers, provide superior quantity and quality of illumination for extended service life. 90% LED lumen maintenance at 60,000 hours (L90/60,000). eidoLED driver options deliver choice of dimming range, and choices for control, while assuring flicker-free, low current inrush, 89% efficiency and low EMI.

nLight® integrated controls make each luminaire addressable - allowing it to digitally communicate with other nLight enabled controls such as dimmers, switches, occupancy sensors and photocontrols. Simply connect all the nLight enabled control devices and the BZL luminaires using standard CAT-5 cabling. Unique plug-and-play convenience as devices and luminaires automatically discover each other and self-commission.

Lumen Management: Unique lumen management system (option N80) provides onboard intelligence that actively manages the LED light source so that constant lumen output is maintained over the system life, preventing the energy waste created by the traditional practice of over-lighting.

Step-level dimming option allows system to be switched to 50% power for compliance with common energy codes while maintaining fixture appearance.

Driver disconnect provided where required to comply with US and Canadian codes.

INSTALLATION — Easily installs in most standard T-bar systems. Drywall grid adapters available for dry wall ceilings. Suitable for damp location.

LISTINGS — CSA Certified to meet US and Canadian standards. IC rated. Patents pending.

DesignLights Consortium® (DLC) qualified product. Not all versions of this product may be DLC qualified. Please check the DLC Qualified Products List at www.designlights.org/QPL to confirm which versions are qualified.

WARRANTY — 5-year limited warranty. Complete warranty terms located at www.acuitybrands.com/CustomResources/Terms_and_conditions.aspx

Actual performance may differ as a result of end-user environment and application.

Note: Specifications subject to change without notice.

Catalog Number
Notes
Type

breez

BREEZ Series Recessed Indirect LED

2BZL



2' x 2'
LED



eidoLED



INDUSTRY RECOGNITION/AWARDS



Patent No.: US D677,820 S

CSA+ Capable Luminaire

This item is an A+ capable luminaire, which has been designed and tested to provide consistent color appearance and out-of-the-box control compatibility with simple commissioning.

- All configurations of this luminaire meet the Acuity Brands' specification for chromatic consistency
- This luminaire is part of an A+ Certified solution for nLight® control networks when ordered with drivers marked by a shaded background*
- This luminaire is part of an A+ Certified solution for nLight control networks, providing advanced control functionality at the luminaire level, when selection includes driver and control options marked by a shaded background*

To learn more about A+, visit www.acuitybrands.com/aplus.

*See ordering tree for details

2BZL2 Architectural Recessed LED Lighting 2'x2'



A+ Capable options indicated by this color background.

ORDERING INFORMATION

Lead times will vary depending on options selected. Consult with your sales representative.

Example: 2BZL2 30L EZ1 LP835

2BZL2						
Series	Lumens ²	Voltage	Driver	Color temperature	Controls ⁶	Options
2BZL2 BZL LED ¹	24L 2400 lumens 30L 3000 lumens 34L 3400 lumens	(blank) MVOLT (120-277V)	EZ1 eldoLED dims to 1% (0-10 volt dimming) EZB eldoLED dims to black (0-10 volt dimming) EDB eldoLED DALI ³ EXB eldoLED DMX/RDM ^{3,4} SLD Step-level dimming ³	LP830 82 CRI, 3000 K ⁵ LP835 82 CRI, 3500 K LP840 82 CRI, 4000 K	(blank) No controls N80 nlight [®] with 80% lumen management N80EMG nlight [®] with 80% lumen management. For use with generator supply EM power N100 nlight [®] without lumen management N100EMG nlight [®] without lumen management. For use with generator supply EM power	JP32 Palletized job pack, qty. 32 EL14L 1400 lumen battery pack

Performance Data				
Lumen Package	Color Temp (K)	Lumens	Watts	LPW
24L	3000	2368	24	97
	3500	2397	24	100
	4000	2567	24	105
30L	3000	2936	33	82
	3500	3098	33	94
	4000	3185	33	96
34L	3000	3378	40	84
	3500	3672	41	90
	4000	3774	41	93

Actual wattage may differ by +/- 5% when operating between 120-277V +/- 10%

Accessories: Order as separate catalog number.	
DGA22	Drywall ceiling adaptor , unit installation

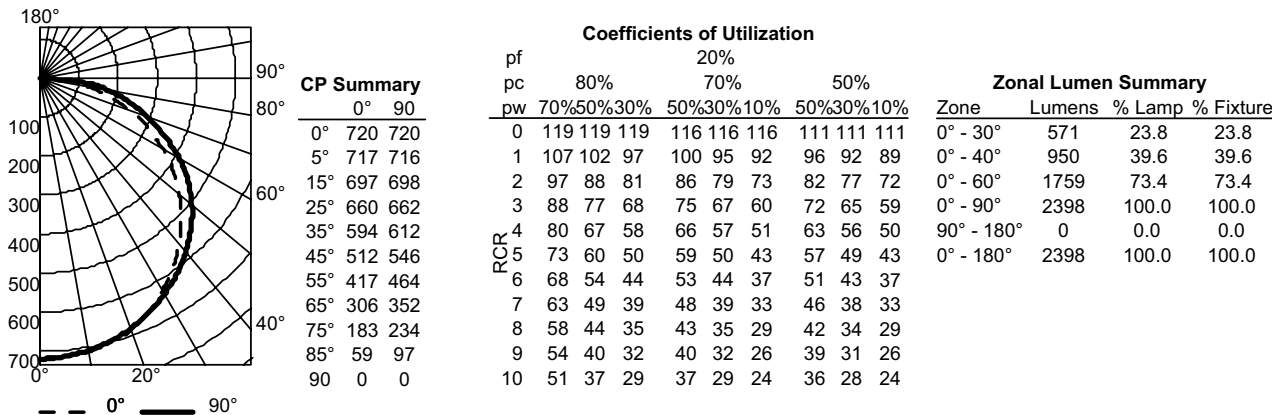
Notes

- 1 Air function not available.
- 2 Approximate lumen output.
- 3 Not available with N80,N80EMG,N100 or N100EMG.
- 4 EXB option not available for 24L and 30L .
- 5 Consult factory for lead time.
- 6 nIO access limitations.

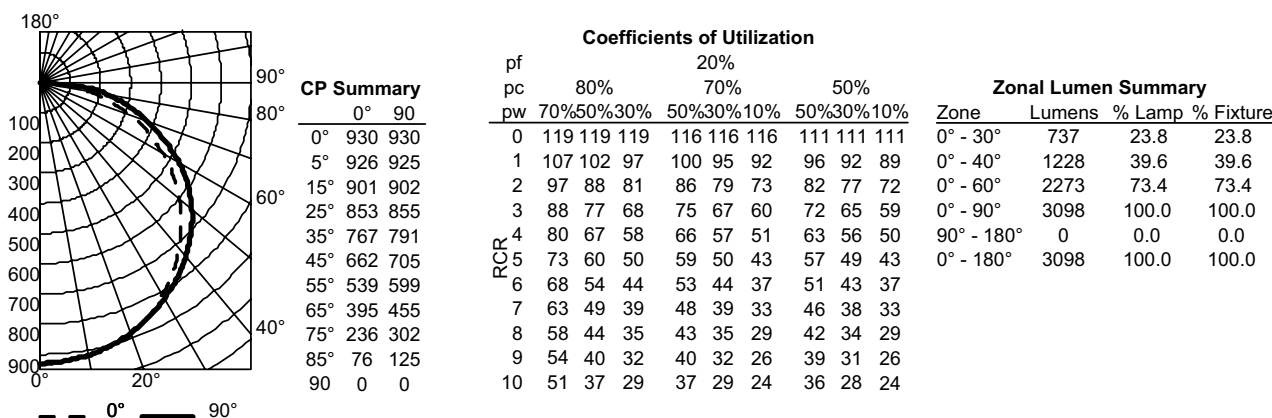
2BZL2 Architectural Recessed LED Lighting 2'x2'

PHOTOMETRICS

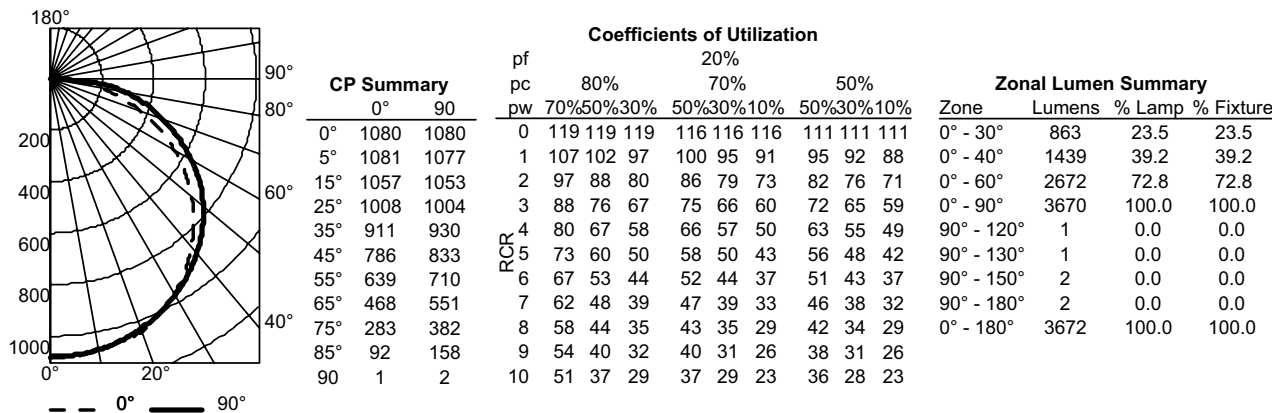
2BZL2 24L EZ1 LP835, 2397 delivered lumens, test no. LTL 24736, tested in accordance to IESNA LM-79.



2BZL2 30L EZ1 LP835, 3098 delivered lumens, test no. LTL 24736P3, tested in accordance to IESNA LM-79.



2BZL2 34L LP835 EZ1, 3672 delivered lumens, test no. LTL25223P, tested in accordance to IESNA LM-79.

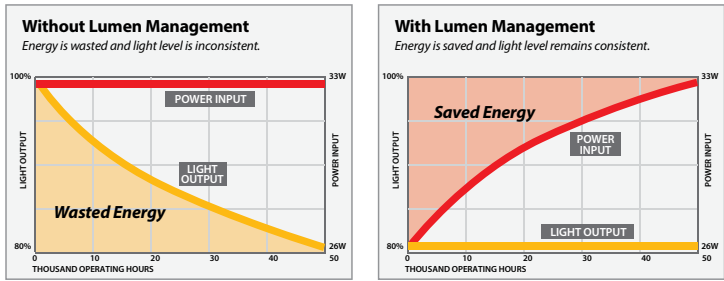


2BZL2 Architectural Recessed LED Lighting 2'x2'

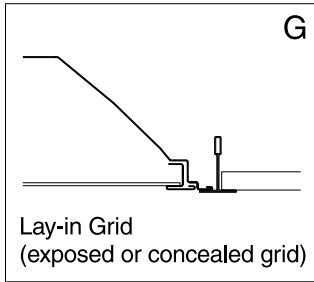
nLight® Control Accessories:			
<i>Order as separate catalog number. Visit www.sensorswitch.com/nLight for complete listing of nLight controls.</i>			
WallPod stations	Model number	Occupancy sensors	Model number
On/Off	nPODM [color]	Small motion 360°, ceiling (PIR / dual tech)	nCM 9 / nCM PDT 9
On/Off & Raise/Lower	nPODM DX [color]	Large motion 360°, ceiling (PIR / dual tech)	nCM 10 / nCM PDT 10
Graphic Touchscreen	nPOD GFX	Wall switch with raise/lower	nWSXPDTLVDX
Photocell controls	Model number	Cat-5 cable bundles (plenum rated)	Model number
On/Off & Dimming	nCM ADCX	10', 15 pieces per bundle	CAT5 10FT
		30', 15 pieces per bundle	CAT5 30FT

Constant Lumen Management

Enabled by the embedded nLight control, the BZL LED actively tracks its run-time and manages its light source such that constant lumen output is maintained over the system life. Referred to as lumen management, this feature eliminates the energy waste created by the traditional practice of over-lighting.



Mounting Data



Dimensions

All dimensions are inches (centimeters) unless otherwise specified.

Specifications

- Length: 24 (61.0)
- Width: 23-13/16 (60.5)
- Depth: 3-5/8 (9.2)
- Weight: 18lbs

