

FEATURES & SPECIFICATIONS

INTENDED USE — The Avante 2x2 is a general lighting luminaire for large spaces including open offices, circulation areas, classrooms, libraries, cafeterias, airport ticketing and wait areas, and numerous other commercial applications. Static or air function available. **Certain airborne contaminants can diminish the integrity of acrylic and/or polycarbonate.** [Click here for Acrylic Environmental Compatibility table for suitable uses.](#)

CONSTRUCTION — Housing is gloss white enamel on cold-rolled steel. All edges hemmed or rounded. All shieldings pivot on light traps and swing down for easy access.

Molded light traps prevent light leaks between shielding and end-plates.

All air and screw slot units supplied with screw-on tee bar clips. Driver access is from below.

OPTICS — Matte white polyester powder paint finished reflectors provide uniform light distribution.

All diffusers control direct light distribution and glare by shielding LEDs from direct view.

Metal diffuser staggered round holes (MDR) 52% open perforated metal with .075" diameter holes backed with white acrylic diffuser.

Straight blade louver (SBL) sides of perforated metal with staggered round holes and solid blade louvered center. Sides and louver backed with white acrylic diffuser.

Acrylic diffuser prismatic lens (ADP) extruded acrylic lens backed with white acrylic diffuser.

ELECTRICAL — Long-life LEDs, coupled with high-efficiency drivers, provide superior quantity and quality of illumination for extended service life. 90% LED lumen maintenance at 60,000 hours (L90/60,000).

eldoLED driver options deliver choice of dimming range and choice of control, while assuring flicker-free, low-current inrush, 89% efficiency and low EMI.

Optional integrated nLight® controls make each luminaire addressable - allowing it to digitally communicate with other nLight-enabled controls such as dimmers, switches, occupancy sensors and photocontrols. Simply connect all the nLight-enabled control devices and the AVL luminaires using standard Cat-5 cabling. Unique plug-and-play convenience as devices and luminaires automatically discover each other and self-commission.

Lumen Management: Unique lumen management system (option N80) provides onboard intelligence that actively manages the LED light source so that constant lumen output is maintained over the system life, preventing the energy waste created by the traditional practice of over-lighting.

Driver disconnect provided where required to comply with US and Canadian codes.

INSTALLATION — Trims available for standard 1" and 9/16" tee bar or screw slot grids.

Fixtures can be row mounted end-to-end. Suitable for damp locations.

Drywall ceiling adapters available.

LISTINGS — CSA certified to meet US and Canadian standards. IC rated.

Avante is covered by one or more of the following patents: 5,988,829; 399,586; 411,641; 413,402; 2,212,513; 87,513.

WARRANTY — 5-year limited warranty. Complete warranty terms located at www.acuitybrands.com/CustomerResources/Terms_and_conditions.aspx

Note: Actual performance may differ as a result of end-user environment and application.

All values are design or typical values, measured under laboratory conditions at 25 °C.

Specifications subject to change without notice.

Catalog Number
Notes
Type

Avante
Direct/Indirect Lighting

2AVL

2' X 2'
LED



eldoLED®

Specifications

Length:	24 (61.0)
Width:	24 (61.0)
Diffuser width:	8 (20.3)
Depth:	5-1/2 (14.0) 5-7/8 (14.9) for air fixture
Weight:	20 lbs

All dimensions are inches (centimeters) unless otherwise indicated.

CSA+ Capable Luminaire


This item is an A+ capable luminaire, which has been designed and tested to provide consistent color appearance and out-of-the-box control compatibility with simple commissioning.

- All configurations of this luminaire meet the Acuity Brands' specification for chromatic consistency
- This luminaire is part of an A+ Certified solution for nLight® control networks when ordered with drivers marked by a **shaded background***
- This luminaire is part of an A+ Certified solution for nLight control networks, providing advanced control functionality at the luminaire level, when selection includes driver and control options marked by a **shaded background***

To learn more about A+, visit www.acuitybrands.com/aplus.

*See ordering tree for details

2AVL 2x2 Direct/Indirect Lighting



A+ Capable options indicated
by this color background.

ORDERING INFORMATION

Lead times will vary depending on options selected. Consult with your sales representative

Example: 2AVL2 20L MDR EZ1 LP835

2AVL2					
Series	Trim type	Air function	Lumens ¹	Diffuser	Voltage
2AVL2 AV LED	(blank) Grid trim ST Screw slot	(blank) Static (no air function) A Air return/Supply	20L 2000 lumens 30L 3000 lumens 40L 4000 lumens	MDR Metal diffuser, round holes SBL Straight louver, round holes ADP Acrylic diffuser, linear prismatic lens	(blank) MVOLT (120 - 277V)

Driver	Color temperature	Controls	Options
EZ1 eldoLED dims to 1% (0-10 volt dimming)	LP830 3000 K LP835 3500 K LP840 4000 K LP850 5000 K	(blank) No controls N80 nLight® with 80% lumen management N80EMG nLight® with 80% lumen management. For use with generator supply EM power N100 nLight® without lumen management N100EMG nLight® without lumen management. For use with generator supply EM power	JP20 Palletized job pack, qty. 20 EL7L 700 lumen battery pack EL14L 1400 lumen battery pack ¹ CP Chicago plenum

Accessories: Order as separate catalog number.

DGA22 Drywall ceiling adapter, unit installation. Use G trim plus DGA accessory for fixture trim flange and fixture support in plaster or plasterboard ceilings.

Notes

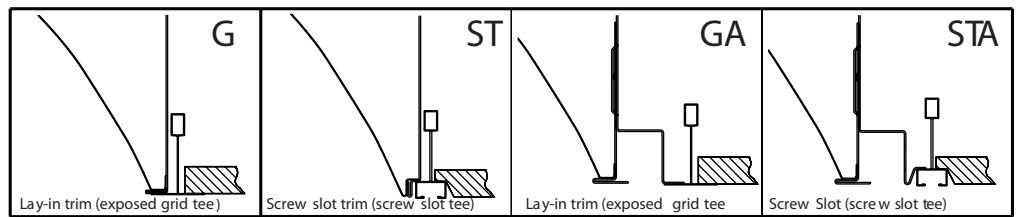
1 Approximate lumen output.

Performance Data			
Lumen Package	Lumens	Input Watts	LPW
20L MDR LP830	2044	24	85
20L MDR LP835	2034	24	85
20L MDR LP840	2025	24	84
20L MDR LP850	2106	24	88
30L MDR LP830	2759	36	77
30L MDR LP835	2704	36	75
30L MDR LP840	2734	36	76
30L MDR LP850	2843	36	79
40L MDR LP830	3884	57	68
40L MDR LP835	3806	57	67
40L MDR LP840	3848	57	67
40L MDR LP850	4001	57	70

2AVL 2x2 Direct/Indirect Lighting

MOUNTING DATA

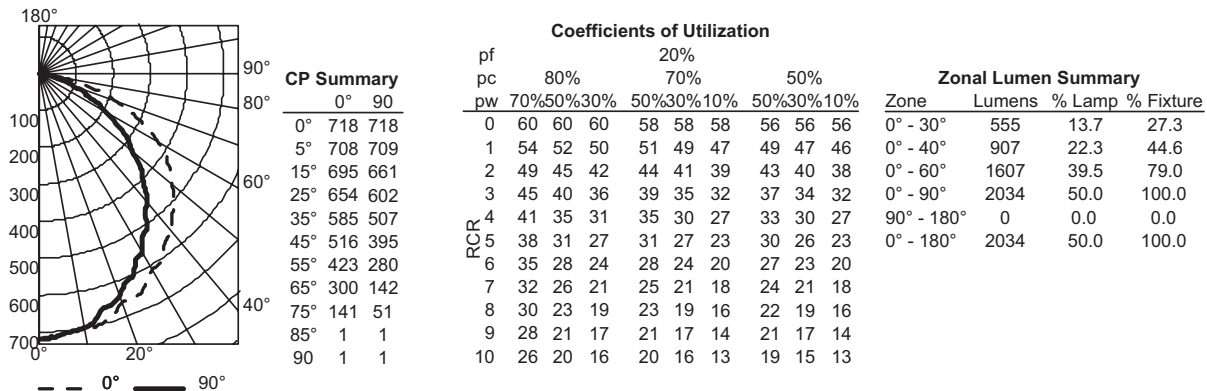
Ceiling Type	Appropriate Trim Type
Exposed grid tee (1" and 9/16")	G
Concealed grid tee	G
Screw slot	ST
Plaster or plasterboard	G*



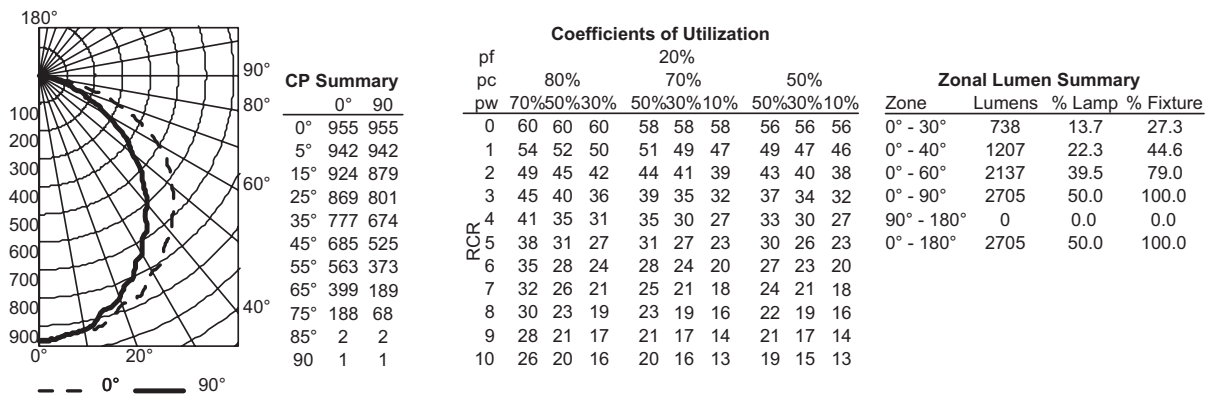
*DGA accessory available to provide ceiling trim flange and fixture support for plaster or plasterboard ceiling. Recommended rough-in dimensions for DGA installation is 24-3/4" x 48-3/4" (Tolerance is +1/8", -0").

PHOTOMETRICS

2AVL2 20L MDR LP835, 2034 delivered lumens, test no. 69075P0, tested in accordance to IESNA-LM79.



2AVL2 30L MDR LP835, 2704 delivered lumens, test no. 69075P5, tested in accordance to IESNA-LM79.



2AVL2 40L MDR LP835, 3806 delivered lumens, test no. 69075P9, tested in accordance to IESNA-LM79.

