

Type:
Job:
Fixture Catalog number:

Mounting Options:

Approvals:

Fixture Module and Finish

Hood and Finish

Ordered Separately from Fixture
See page 2

Date:
Page: 1 of 2

Specifications

Hood: Spun copper with low copper alloy aluminum die-cast reflector and hinge assembly. The hood is either raw copper or verde green patina and the reflector is always painted white. The hood reflector assembly is removable with a no-tool stainless steel snap latch. Hood is available in three styles: Pagoda, Cone, and Mushroom.

Husk: Die-cast brass with stainless steel hinge / latch assembly.

Globe: Fluted glass.

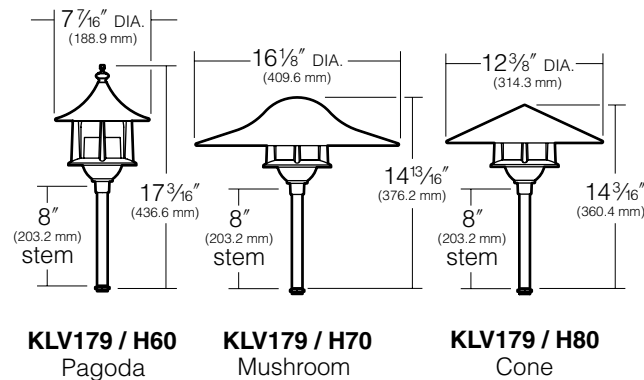
Stem: 8" schedule 40 red brass pipe with 1/2" NPT at bottom plus solid brass locknut for secure mounting.

Socket: G4 to GY6.35 bipin for MR16 50 watt max. lamp.

Wiring: 3' No. 18-2 12 Volt cable with fork connectors.

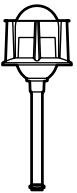
Finish: Natural Brass (**NB**) or Verde Green Patina (**VG**).

Certification: UL Listed to U.S. and Canadian safety standards for wet locations.



ORDERING INFORMATION

Fixture ¹	Lamp	Finish
<input type="checkbox"/> KLV179NB	50W MR16 Bipin Halogen	Brass/ Natural
<input type="checkbox"/> KLV179VG	50W MR16 Bipin Halogen	Brass/ Verde



¹ Remote transformer required.

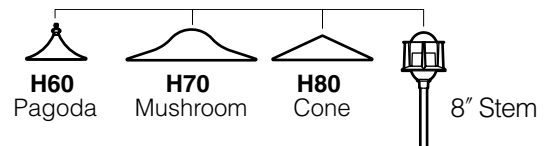
Pagoda Hood	Material/Finish
<input type="checkbox"/> H60NB	Copper/Natural
<input type="checkbox"/> H60VG	Copper/Verde Green Patina



Mushroom Hood	Material/Finish
<input type="checkbox"/> H70NB	Copper/Natural
<input type="checkbox"/> H70VG	Copper/Verde Green Patina



Cone Hood	Material/Finish
<input type="checkbox"/> H80NB	Copper/Natural
<input type="checkbox"/> H80VG	Copper/Verde Green Patina



NOTE: Fixture modules and hoods may be ordered separately.

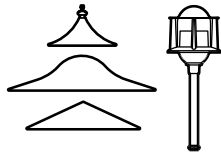


KIM LIGHTING RESERVES THE RIGHT TO CHANGE SPECIFICATIONS WITHOUT NOTICE.

Type:

Job:

Page: 2 of 2



Mounting Options

Ordered Separately from Fixture

Landscape Light Post by Engineered Products Co.

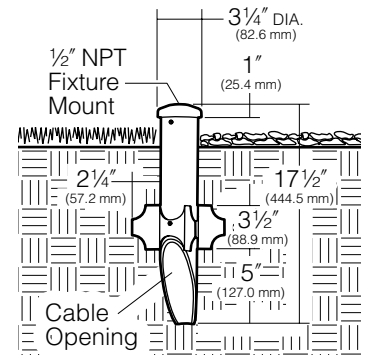
Cat. No.

☐ EP17

☐ No Option

PVC fixture molded in black with 1/2" NPT mount is corrosion free and UV resistant. Replaces EMT, conduit connectors and weatherproof boxes. 100% shatter resistant against denting and cracking. Angled bottom to eliminate cable congestion.

17 1/2" post length



Low Voltage Spear Mount

Cat. No.

Finish

☐ KLV400BL Black

☐ KLV400DB Dark Bronze

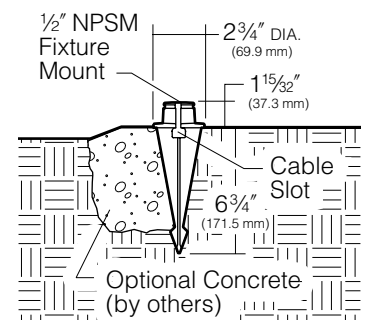
☐ KLV400GR Verde Green

☐ No Option

Die-cast low copper aluminum with 1/2" NPSM fixture mount. Stainless steel set screw locks fixture into mount. Cable slot allows easy fixture mounting before or after installation in ground. Super TGIC powder coat paint over clear anodizing and titanated zirconium conversion coating.

Spear Mounting in Concrete

In addition to soil mounting, the KLV400 can be installed in a concrete footing for added stability and permanence.



Low Voltage Surface Mount

Cat. No.

Finish

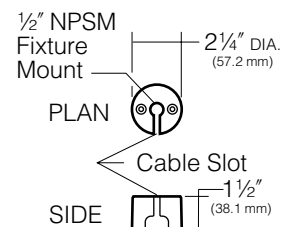
☐ KLV405BL Black

☐ KLV405DB Dark Bronze

☐ KLV405GR Verde Green

☐ No Option

Die-cast low copper aluminum with 1/2" NPSM fixture mount. Stainless steel set screw locks fixture into mount. Two holes provided for flat head wood screws. Super TGIC powder coat paint over clear anodizing and titanated zirconium conversion coating.



Extension Module

Cat. No.

Finish

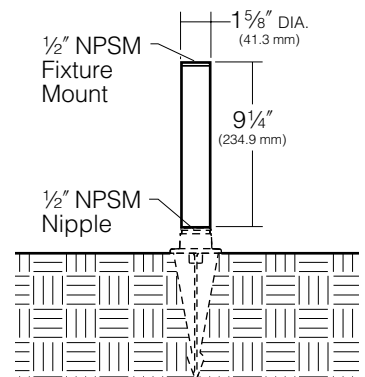
☐ KLV415BL Black

☐ KLV415DB Dark Bronze

☐ KLV415GR Verde Green

☐ No Option

For raising fixtures to a height above foliage for efficient and unobstructed operation. Constructed of 1 5/8" diameter extruded aluminum with die-cast ends. 1/2" NPSM female thread on one end, and other end has a 1/2" NPSM solid brass nipple. Stainless steel allen head set screw locks fixture onto mount. Super TGIC powder coat paint over titanated zirconium conversion coating. Two modules may be stacked for additional height.



Transformer Options

See "12-15 Volt Variable Transformers" on kimlighting.com - Product Specifications - Landscape 12 Volt-120Volt section.