

Type: Job: Fixture Catalog number:	Mounting Options:	Approvals: Date: Page: 1 of 2
<div style="display: flex; justify-content: space-between;"> Fixture Module and Finish Hood and Finish </div>	<div style="display: flex; justify-content: space-between;"> Ordered Separately from Fixture See page 2 </div>	

Specifications

Hood: Spun aluminum with low copper alloy aluminum die-cast reflector and hinge assembly. The hood is painted to order and the reflector is always painted white. The hood reflector assembly is removable with a no-tool stainless steel lever latch. Hood is available in three styles: Pagoda, Cone, and Mushroom.

Husk: Die-cast low copper alloy aluminum with stainless steel hinge / latch assembly.

Globe: Fluted glass.

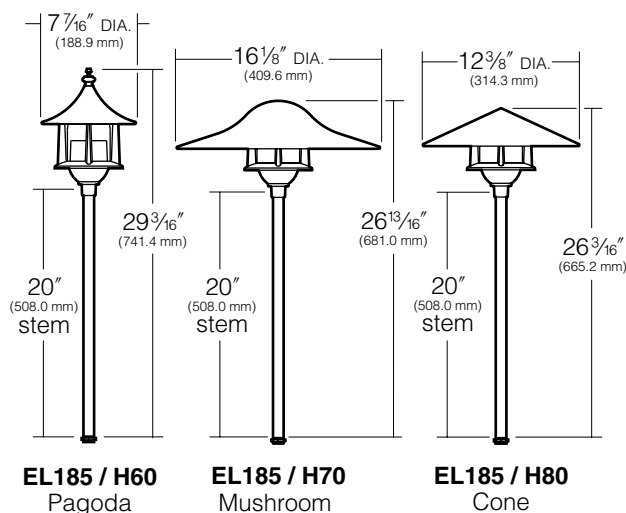
Stem: 20" schedule 40 aluminum pipe with 1/2" NPT at bottom plus solid brass locknut for secure mounting.

Socket: **EL185** Porcelain medium base for A-19 60 watt max. incandescent lamp.

Wiring: No. 18AWM rated 105°C.

Finish: Each luminaire receives a fade and abrasion resistant, electrostatically applied, thermally cured, triglycidal isocyanurate (TGIC) polyester powdercoat finish. Standard colors include **(BL)** Black, **(DB)** Dark Bronze, **(WH)** White, **(PS)** Platinum Silver, **(SG)** Stealth Gray, **(LG)** Light Gray, and **(CC)** Custom Color (Include RAL#).

Certification: UL Listed to U.S. and Canadian safety standards for wet locations.

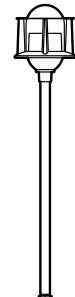


NOTE: Fixture modules and hoods may be ordered separately.



ORDERING INFORMATION


Fixture	Lamp	Finish
<input type="checkbox"/> EL185BL	60W, A19 Incandescent	Alum/Black
<input type="checkbox"/> EL185DB	60W, A19 Incandescent	Alum./Dark Bronze
<input type="checkbox"/> EL185GR	60W, A19 Incandescent	Alum./Verde Green



Pagoda Hood

Material/Finish


<input type="checkbox"/> H60BL	Alum/Black
<input type="checkbox"/> H60DB	Alum/Dark Bronze
<input type="checkbox"/> H60GR	Alum/Verde Green



Mushroom Hood

Material/Finish

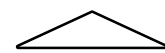
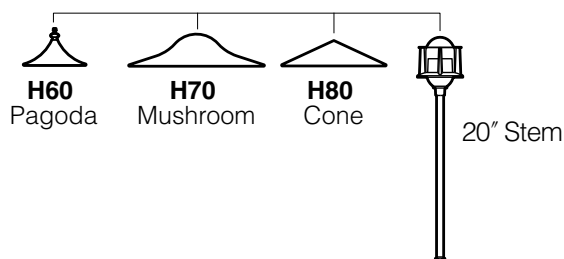
<input type="checkbox"/> H70BL	Alum/Black
<input type="checkbox"/> H70DB	Alum/Dark Bronze
<input type="checkbox"/> H70GR	Alum/Verde Green



Cone Hood

Material/Finish

<input type="checkbox"/> H80BL	Alum/Black
<input type="checkbox"/> H80DB	Alum/Dark Bronze
<input type="checkbox"/> H80GR	Alum/Verde Green

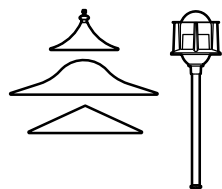



KIM LIGHTING RESERVES THE RIGHT TO CHANGE SPECIFICATIONS WITHOUT NOTICE.

Type:

Job:

Page: 2 of 2



Mounting Options

Ordered Separately from Fixture

Landscape Light Post by Engineered Products Co.

Cat. No.

☐ EP17

☐ No Option

PVC fixture molded in black with 1/2" NPT mount is corrosion free and UV resistant. Replaces EMT, conduit connectors and weatherproof boxes. 17 1/2" post length.

Architectural Junction Box

Cat. No. Finish

☐ JB1/BL Black

☐ JB1/DB Dark Bronze

☐ JB1/GR Verde Green

☐ No Option

Die-cast aluminum with 1/2" NPSM fixture mount. Internal set screw provided for locking position. Two 1/2" NPSM in bottom, 17 cu in. internal volume. TGIC powder coat.

Portable Spear Mount

Cat. No.

☐ J-25N

☐ No Option

Cast iron with 1/2" NPSM fixture mount. Hot dip galvanized finish. 5.5 cu in. splice compartment. (SJTW-A) 3 wire cord and plug. 9' cord length.

Composite In-grade Architectural Junction Box

Cat. No.

☐ JBR-4

☐ JBR-5

☐ No Option

Composite box with 1/2" NPSM fixture mount and composite cover. Internal set screw provided for locking position. 19 cu in. internal volume.

JBR-4 (2) 3/4" NPT knock-outs in bottom
 (4) 3/4" NPT knock-outs on sides @ 90°

JBR-5 Same as above but with brass cover

NOTE: May also be used to hard mount low voltage fixtures.

Brass In-grade Architectural Junction Box

Cat. No.

☐ JBR-2

☐ JBR-3

☐ JBR-21

☐ JBR-24

☐ No Option

Die-cast brass with 1/2" NPSM fixture mount and die-cast cover. Internal set screw provided for locking position. 18 cu in. internal volume.

JBR-2 (2) 1/2" NPT in bottom

JBR-3 (2) 3/4" NPT in bottom

JBR-21 (2) 1/2" NPT in sides, (2) 1/2" NPT in bottom

JBR-24 (4) 1/2" NPT in sides, (2) 1/2" NPT in bottom

All side taps provided with plugs.

Brass In-grade Junction Box

Cat. No.

☐ JBR30

☐ JBR32

☐ No Option

JBR30 BRASS IN-GRADE STAKED JUNCTION BOX

Die-cast brass with 1/2" NPSM fixture mount and die-cast cover. Internal set screw provided for locking position. 18 cu in. internal volume.

(2) 1/2" NPT in bottom with (2) 19" long brass stakes

JBR32 BRASS IN-GRADE STAKED JUNCTION BOX WITH CORD

Die-cast brass with 1/2" NPSM fixture mount and die-cast cover. Internal set screw provided for locking position. 18 cu in. internal volume. (SJTW-A) 3 wire cord and plug.

(2) 19" long brass stakes with 9' cord

Go to the link below for more detailed information on mounting options:

http://www.kimlighting.com/content/products/specs/specs_files/kl_120vmounting_spec.pdf