

Type:
Job:
Fixture Catalog number:
Mounting Options:
Approvals:

Fixture Module and Finish

Hood and Finish

 Ordered Separately from Fixture
See page 2

Date:
Page: 1 of 2

Specifications

Hood: Spun copper with low copper alloy aluminum die-cast reflector and hinge assembly. The hood is either raw copper or verde green patina and the reflector is always painted white. The hood reflector assembly is removable with a no-tool stainless steel lever latch. Hood is available in three styles: Pagoda, Cone, and Mushroom.

Husk: Die-cast brass with stainless steel hinge / latch assembly.

Globe: Fluted glass.

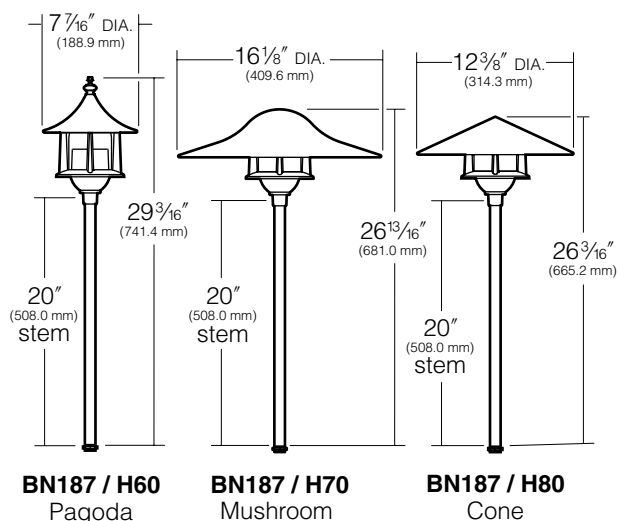
Stem: 20" schedule 40 red brass pipe with 1/2" NPT at bottom plus solid brass locknut for secure mounting.

Socket: BN187 Porcelain medium base for A-19 60 watt max. incandescent lamp.

Wiring: No. 18AWM rated 105°C.

Finish: Natural Brass (**NB**) and Verde Green Patina (**VG**).

Certification: UL Listed to U.S. and Canadian safety standards for wet locations.



NOTE: Fixture modules and hoods may be ordered separately.



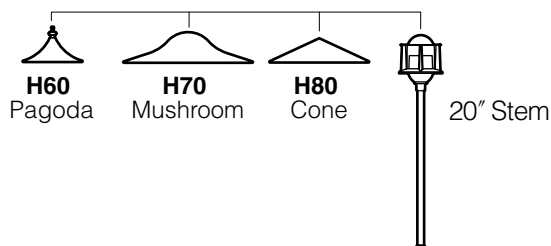
ORDERING INFORMATION

Fixture	Lamp	Finish
<input type="checkbox"/> BN187NB	60W, A19 Incandescent	Brass/Natural
<input type="checkbox"/> BN187VG	60W, A19 Incandescent	Brass/Verde

Pagoda Hood	Material/Finish
<input type="checkbox"/> H60NB	Copper/Natural
<input type="checkbox"/> H60VG	Copper/Verde Green Patina

Mushroom Hood	Material/Finish
<input type="checkbox"/> H70NB	Copper/Natural
<input type="checkbox"/> H70VG	Copper/Verde Green Patina

Cone Hood	Material/Finish
<input type="checkbox"/> H80NB	Copper/Natural
<input type="checkbox"/> H80VG	Copper/Verde Green Patina




KIM LIGHTING RESERVES THE RIGHT TO CHANGE SPECIFICATIONS WITHOUT NOTICE.

Type:

Job:

Page: 2 of 2



Mounting Options

Ordered Separately from Fixture

Landscape Light Post by Engineered Products Co. Cat. No. <input type="checkbox"/> EP17 <input type="checkbox"/> No Option	PVC fixture molded in black with 1/2" NPT mount is corrosion free and UV resistant. Replaces EMT, conduit connectors and weatherproof boxes. 17 1/2" post length.
Architectural Junction Box Cat. No. Finish <input type="checkbox"/> JB1/BL Black <input type="checkbox"/> JB1/DB Dark Bronze <input type="checkbox"/> JB1/GR Verde Green <input type="checkbox"/> No Option	Die-cast aluminum with 1/2" NPSM fixture mount. Internal set screw provided for locking position. Two 1/2" NPSM in bottom, 17 cu in. internal volume. TGIC powder coat.
Portable Spear Mount Cat. No. <input type="checkbox"/> J-25N <input type="checkbox"/> No Option	Cast iron with 1/2" NPSM fixture mount. Hot dip galvanized finish. 5.5 cu in. splice compartment. (SJTW-A) 3 wire cord and plug. 9' cord length.
Composite In-grade Architectural Junction Box Cat. No. <input type="checkbox"/> JBR-4 <input type="checkbox"/> JBR-5 <input type="checkbox"/> No Option	Composite box with 1/2" NPSM fixture mount and composite cover. Internal set screw provided for locking position. 19 cu in. internal volume. JBR-4 (2) 3/4" NPT knock-outs in bottom (4) 3/4" NPT knock-outs on sides @ 90° JBR-5 Same as above but with brass cover NOTE: May also be used to hard mount low voltage fixtures.
Brass In-grade Architectural Junction Box Cat. No. <input type="checkbox"/> JBR-2 <input type="checkbox"/> JBR-3 <input type="checkbox"/> JBR-21 <input type="checkbox"/> JBR-24 <input type="checkbox"/> No Option	Die-cast brass with 1/2" NPSM fixture mount and die-cast cover. Internal set screw provided for locking position. 18 cu in. internal volume. JBR-2 (2) 1/2" NPT in bottom JBR-3 (2) 3/4" NPT in bottom JBR-21 (2) 1/2" NPT in sides, (2) 1/2" NPT in bottom JBR-24 (4) 1/2" NPT in sides, (2) 1/2" NPT in bottom All side taps provided with plugs.
Brass In-grade Junction Box Cat. No. <input type="checkbox"/> JBR30 <input type="checkbox"/> JBR32 <input type="checkbox"/> No Option	JBR30 BRASS IN-GRADE STAKED JUNCTION BOX Die-cast brass with 1/2" NPSM fixture mount and die-cast cover. Internal set screw provided for locking position. 18 cu in. internal volume. (2) 1/2" NPT in bottom with (2) 19" long brass stakes <hr/> JBR32 BRASS IN-GRADE STAKED JUNCTION BOX WITH CORD Die-cast brass with 1/2" NPSM fixture mount and die-cast cover. Internal set screw provided for locking position. 18 cu in. internal volume. (SJTW-A) 3 wire cord and plug. (2) 19" long brass stakes with 9' cord

Go to the link below for more detailed information on mounting options:

http://www.kimlighting.com/content/products/specs/specs_files/kl_120vmounting_spec.pdf