

**Type:**  
**Job:**  
**Fixture Catalog number:**

---

Fixture and Finish

**Mounting Options:**

---

Ordered Separately from Fixture  
 See page 2

**Approvals:**

**Date:**  
**Page: 1 of 2**

## Specifications

**Top and Husk:** Interlocking die-cast aluminum sections drawn together with four concealed stainless steel screws.

**Globe:** Heat resistant diffuse-coated glass with silicone gasket.

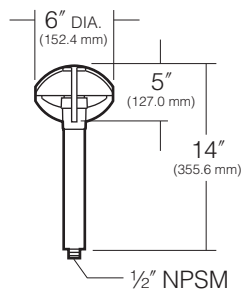
**Support Shaft:** 1 5/8" diameter extruded aluminum with 1/2" NPSM brass nipples plus solid brass locknut for mounting.

**Socket:** G4 to GY6.35 socket for bipin lamp.

**Wiring:** 3' No. 18-2 12 Volt cable with fork connectors.

**Finish:** Super TGIC thermoset polyester powder coat paint, 2.5 mil nominal thickness, applied over a titanated zirconium conversion coating; 2500 hour salt spray test endurance rating. Standard colors are Black (**BL**), Dark Bronze (**DB**), and Verde Green (**GR**).

**Certification:** UL Listed to U.S. and Canadian safety standards for wet locations.



## ORDERING INFORMATION

Fixture*	Finish
<input type="checkbox"/> KLV101BL	Black
<input type="checkbox"/> KLV101DB	Dark Bronze
<input type="checkbox"/> KLV101GR	Verde Green

### Wattage / Lamp

**20W - 35W**

T-3 or T-4 Bipin  
 Halogen

\*Remote transformer required.



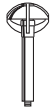
U.S. PATENT D329,101

KIM LIGHTING RESERVES THE RIGHT TO CHANGE SPECIFICATIONS WITHOUT NOTICE.

Type:

Job:

Page: 2 of 2



## Mounting Options

Ordered Separately from Fixture

### Landscape Light Post by Engineered Products Co.

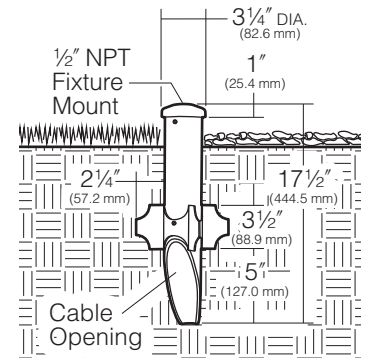
Cat. No.

EP17

No Option

PVC fixture molded in black with 1/2" NPT mount is corrosion free and UV resistant. Replaces EMT, conduit connectors and weatherproof boxes. 100% shatter resistant against denting and cracking. Angled bottom to eliminate cable congestion.

17 1/2" post length



### Low Voltage Spear Mount

Cat. No.

Finish

KLV400BL

Black

KLV400DB

Dark Bronze

KLV400GR

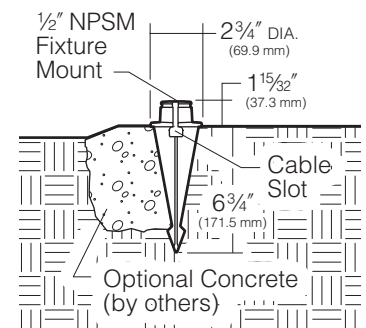
Verde Green

No Option

Die-cast low copper aluminum with 1/2" NPSM fixture mount. Stainless steel set screw locks fixture into mount. Cable slot allows easy fixture mounting before or after installation in ground. Super TGIC powder coat paint over clear anodizing and titanated zirconium conversion coating.

#### Spear Mounting in Concrete

In addition to soil mounting, the KLV400 can be installed in a concrete footing for added stability and permanence.



### Extension Module

Cat. No.

Finish

KLV415BL

Black

KLV415DB

Dark Bronze

KLV415GR

Verde Green

No Option

For raising fixtures to a height above foliage for efficient and unobstructed operation. Constructed of 1 5/8" diameter extruded aluminum with die-cast ends. 1/2" NPSM female thread on one end, and other end has a 1/2" NPSM solid brass nipple. Stainless steel allen head set screw locks fixture onto mount. Super TGIC powder coat paint over titanated zirconium conversion coating. Two modules may be stacked for additional height.

