

Type:
 Job:
 Fixture Catalog number:

Approvals:

C54 /

Fixture - assembled with fixture Option - ordered separately
 See page 2

Date:
 Page: 1 of 2

Specifications

Housing: Spun copper, bronze clamping ring, prewired cord through brass seal.

Lens: Convex tempered clear glass with silicone gasket.

Socket: Porcelain medium base.

Well: 9" diameter x 14³/₄" depth direct burial PVC pipe.

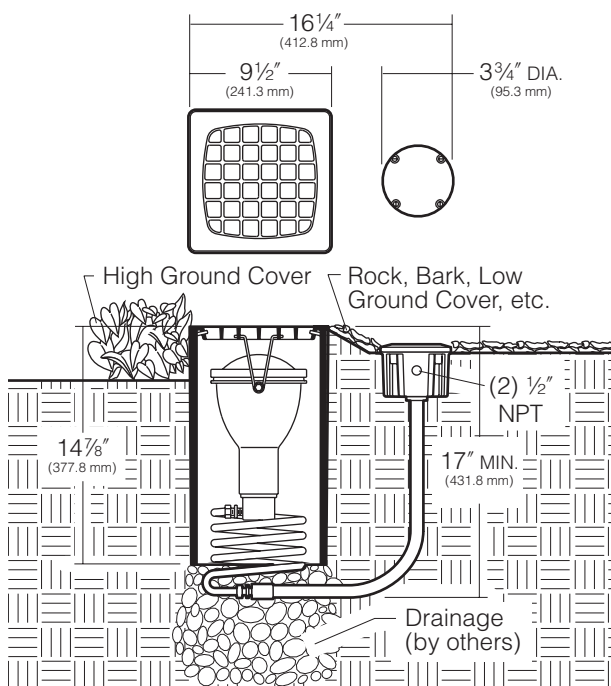
Louver: Cast aluminum finished black with polished edges, secured to well with socket head set screws. Slot sizes allow light and drainage, and prohibit litter from collecting in the well, however, not recommended for pedestrian or walkover traffic.

Junction Box: Die-cast brass, 1/2" rigid conduit and brass seal for fixture cord, two 1/2" NPT conduit entries in sides, one 1/2" NPT conduit entry in bottom. 21 cu. in. volume.

Listings and Ratings

UL cUL 1598 ¹	—	25C Ambient
IP67 Rated	CE	ISO 9001:2000

¹Suitable for wet locations



ORDERING INFORMATION

Fixture

C54

Wattage / Lamp

150W

PAR38

Incandescent / Halogen

150W

R40

Incandescent

NOTE: Fixture will tilt 15° within well. If greater tilt is needed, entire well can be installed at an angle.

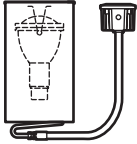
CAUTION: Not approved for walk-over areas. Conduit entries must be RTV sealed. Do not submerge. Provide drainage during installation (by others) to prevent flooding.



Hubbell
 Lighting, Inc.

KIM LIGHTING RESERVES THE RIGHT TO CHANGE SPECIFICATIONS WITHOUT NOTICE.

Type:
 Job:



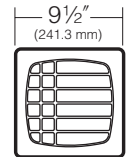
Fixture Options

Directional Louver

- Cat. No. **5090DL**
 5090DL-Assembled with fixture
 No Option

9 1/2" square. Cast aluminum. Replaces standard full louver. Provides glare control and allows maximum light output in direction of fixture tilt. Slot sizes vary to allow light and drainage, and prohibit litter from collecting in the well, however, not recommended for pedestrian or walkover traffic.

May be ordered separately. To order assembled with fixture, add to fixture **Cat. No.** - Example: **C54/70MH120/5090DL**



Tree Grate Louver

- Cat. No. **5293TG**
 5293TG-Assembled with fixture
 No Option

Gray cast iron. Designed to mount into the Neenah Foundry R-8860 93" round tree grate with 9 1/2" diameter light opening. Slotted design allows light and drainage, and prohibit litter from collecting in the well, however, not recommended for pedestrian or walkover traffic. For use with tree grate only.

May be ordered separately. To order assembled with fixture, add to fixture **Cat. No.** - Example: **C54/70MH120/5293TG**

