

Type:
Job:
Fixture Catalog number:

Approvals:

Fixture - assembled with fixture
Option - ordered separately
See page 3

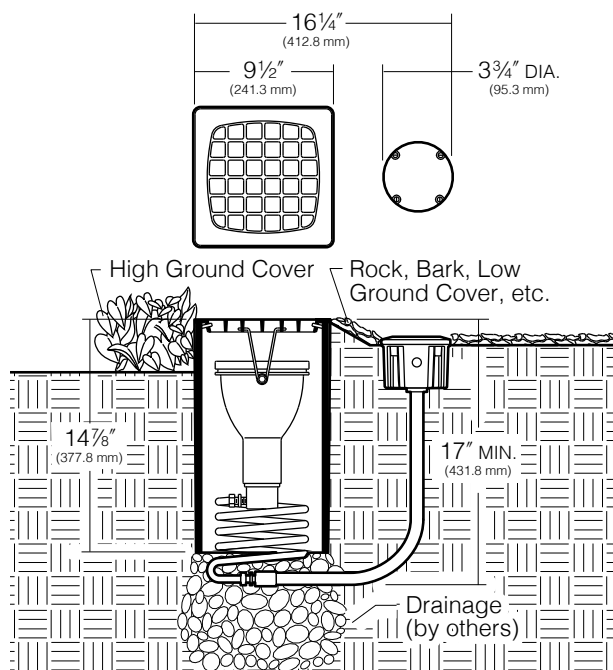
Date:
Page: 1 of 3

Specifications

Ordering Information

Fixture	Source
<input type="checkbox"/> C54S3/9L3KUV ¹	350mA, 11W, 9 LEDs, 3000K
<input type="checkbox"/> C54S3/9L4KUV ¹	350mA, 11W, 9 LEDs, 4200K
<input type="checkbox"/> C54S3/9L5KUV ¹	350mA, 11W, 9 LEDs, 5100K
<input type="checkbox"/> C54F3/9L3KUV ¹	350mA, 11W, 9 LEDs, 3000K
<input type="checkbox"/> C54F3/9L4KUV ¹	350mA, 11W, 9 LEDs, 4200K
<input type="checkbox"/> C54F3/9L5KUV ¹	350mA, 11W, 9 LEDs, 5100K

¹S = Spot, F = Narrow Flood, UV = Universal Voltage from 120 to 277V with a ±10% tolerance.



Housing: Spun copper, bronze clamping ring, prewired cord through brass seal.

Optical System: High performance acrylic lens optic securely attached to internal heat sink for maximum thermal dissipation.

Well: 9" diameter x 14 3/4" depth direct burial PVC pipe.

Louver: Cast aluminum finished black with polished edges, secured to well with socket head set screws. Slot sizes allow light and drainage, and prohibit litter from collecting in the well, however, not recommended for pedestrian or walkover traffic.

Gasketing: Silicone gaskets throughout.

Fasteners: Stainless steel.

Driver: Universal Voltage from 120 to 277V with a ±10% tolerance. -40°F. starting temperature. All drivers are Underwriters Laboratories recognized.

Junction Box: ABS plastic, 3/4" conduit entry with 3/4" to 1/2" bushing, brass cover, rigid conduit and brass seal for fixture cord, four 3/4" NPT conduit entries in sides, two 3/4" NPT conduit entry in bottom. 21 cu. in. volume.

Listed to: UL 1598 Standard for Luminaires - UL 8750 Standard for Safety for Light Emitting Diode (LED) Equipment for use in Lighting Products and CAN/CSA C22.2 No. 250.0 -08 Luminaires. LEDs and drivers are RoHS compliant.

CAUTION: Fixtures must be grounded in accordance with national, state and/or local electrical codes, Failure to do so may result in serious personal injury.

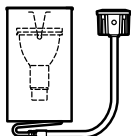


KIM LIGHTING RESERVES THE RIGHT TO CHANGE SPECIFICATIONS WITHOUT NOTICE.

Type:

Job:

Page: 2 of 3



Lumen Data

Spectroradiometric									
	3000K			4200K			5100K		
Correlated Color Temp. CCT (K)	2800 to 3175K			3800 to 4600K			4600 to 5600K		
Color Rendering Index (CRI)	≥80			≥75			≥65		
Power Factor	>.90			>.90			>.90		

Electrical Drive Current			
Current	C54		
	Volts -AC	Amps - AC	System Watts
350mA	120	0.09	11
	208	0.06	11
	240	0.05	11
	277	0.04	11

Absolute Lumens					
Current	C54				
	Standard			Directional Louver	
	Temp.	Spot	Narrow Flood	Spot	Narrow Flood
350mA	3000K	486	422	597	531
	4200K	631	548	776	689
	5100K	707	614	869	772

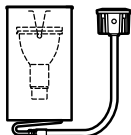
Main Beam Candela and Beam Angle									
Current	C54								
	Standard					Directional Louver			
	Temp.	Spot	Beam°	Narrow Flood	Beam°	Spot	Beam°	Narrow Flood	Beam°
350mA	3000K	4701	15°	1633	30°	5225	15°	1764	30°
	4200K	614	15°	2121	30°	6791	15°	2288	30°
	5100K	6839	15°	2376	30°	7605	15°	2564	30°

Projected Lumen Maintenance		
mA	50,000 hrs	100,000 hrs
350	95.97%	93.12%

Type:

Job:

Page: 3 of 3



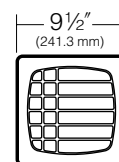
Fixture Options

Directional Louver

- Cat. No. ☐ **5090DL**
☐ **5090DL-Assembled with fixture**
☐ **No Option**

9½" square. Cast aluminum. Replaces standard full louver. Provides glare control and allows maximum light output in direction of fixture tilt. Slot sizes vary to allow light and drainage, and prohibit litter from collecting in the well, however, not recommended for pedestrian or walkover traffic.

May be ordered separately. To order assembled with fixture, add to fixture **Cat. No.** - Example: **C54S3/9L3KUV/5090DL**



Tree Grate Louver

- Cat. No. ☐ **5293TG**
☐ **5293TG-Assembled with fixture**
☐ **No Option**

Gray cast iron. Designed to mount into the Neenah Foundry R-8860 93" round tree grate with 9½" diameter light opening. Slotted design allows light and drainage, and prohibit litter from collecting in the well, however, not recommended for pedestrian or walkover traffic. For use with tree grate only.

May be ordered separately. To order assembled with fixture, add to fixture **Cat. No.** - Example: **C54S3/9L3KUV/5293TG**

