

JOB _____ TYPE _____

NOTES _____ APPROVALS _____

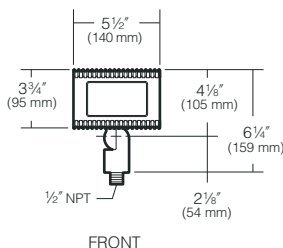
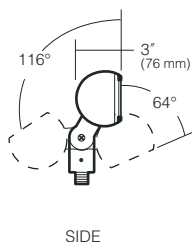
FEATURES

- Unique swivel mount provides superior aiming without loosening over time
- Available in die-cast aluminum with powder coat finish for excellent value and rugged service
- Available in 3000K, 4000K and 5000K standard CCT
- Spot, Narrow Flood and Wide Flood distributions

Certifications



SPECIFICATIONS



Approx. Weight = 3.16 lbs.

ORDERING CODE

EL218						
Fixture¹	Distribution	Drive Current	Electrical Module			Fixture Options
S Spot	F Narrow Flood	3 350mA, 10W	Source	Color Temperature	Voltage	Barn Doors
W Wide Flood		5 550mA, 16W	8L 8 LEDs	3K 3000K	UV 120 to 277V with a ±10% tolerance	BD215BL Black
				4K 4200K		BD215DB Dark Bronze
				5K 5100K		BD215GR Verde Green
						Fixed Hood
						FH215BL Black
						FH215DB Dark Bronze
						FH215GR Verde Green

Control Options	Mounting Options
DIM 0-10V Dimmable driver. Available in 350 or 55mA. IP710 recommended dimmer.	Refer to 120 Volt Mounting Options Spec Sheet http://cdn.kimlighting.com/content/products/specs/specs_files/kl_120vmounting_spec.pdf for individual mounting options.

¹ U.S. PATENT D298,656

Kim Lighting reserves the right to change specifications without notice.

LUMINAIRE PERFORMANCE

Spectroradiometric			
	3000K	4200K	5100K
Correlated Color Temp. CCT (K)	2800 to 3175K	3800 to 4600K	4600 to 5600K
Color Rendering Index (CRI)	≥72	≥72	≥72
Power Factor	>.90 @ 120V	>.90 @ 120V	>.90 @ 120V

Electrical Drive Current					
350mA			550mA		
Volts -AC	Amps - AC	System Watts	Volts -AC	Amps - AC	System Watts
120	0.08	10	120	0.13	16
208	0.05	10	208	0.08	16
240	0.04	10	240	0.07	16
277	0.04	10	277	0.06	16

Absolute Lumens				
Temp.	mA	Spot	Narrow Flood	Wide Flood
3000K	350	1078	938	889
4200K		1143	992	925
5100K		1152	1008	953
3000K	550	1608	1411	1331
4200K		1691	1487	1386
5100K		1703	1511	1422

Main Beam Candela and Beam Angle							
Temp.	mA	Spot (3 x 3)	Beam°	Narrow Flood (4 x 4)	Beam°	Wide Flood (6 x 6)	Beam°
3000K	350	7865	19°	2722	32°	665	53°
4200K		8742	18°	2962	31°	694	52°
5100K		8578	18°	2656	30°	709	53°
3000K	550	11962	19°	4024	32°	1009	53°
4200K		13129	18°	4408	31°	1050	52°
5100K		12974	18°	4655	32°	1066	52°

LED performance and lumen output continues to improve at a rapid pace. Log onto www.kimlighting.com to download the most current photometric files from Kim Lighting's IES File Library. For custom optics and color temperature configurations, contact factory.

Projected Lumen Maintenance		
TM21-11*	100,000 hrs	Calculated (L70)
.96	.95	927,000 hrs

* 60,000 hrs, 350mA, Ts 57°C / 25°C ambient.

Kim Lighting reserves the right to change specifications without notice.

SPECIFICATIONS

Housing and Lens Frame:

- Die-cast low copper alloy (<0.6% Cu) aluminum.

Swivel:

- Die-cast aluminum with locking teeth and 1/2" solid brass NPT mount. Provides horizontal rotation independent of the threaded mount. Swivel locked by 1/4-20 stainless set screw. Clear anodized prior to powder coating for added corrosion resistance.

Gasketing:

- Silicone gaskets throughout.

Fasteners:

- Stainless steel.

Wiring:

- No. 18AWM rated 105°C.

Optical System:

- High performance acrylic optic securely attached to internal heat sink for maximum thermal dissipation.

Driver:

- Universal Voltage from 120 to 277V with a ±10% tolerance. -40oF. starting temperature. All drivers are Underwriters Laboratories recognized. Optional dimmable driver available.

Finish:

- Each luminaire receives a fade and abrasion resistant, electrostatically applied, thermally cured, triglycidal isocyanurate (TGIC) polyester powdercoat finish. Standard colors include (BL) Black, (DB) Dark Bronze, (GR) Verde Green.

Certifications and Listings:

- UL 1598 Standard for Luminaires.
- UL 8750 Standard for Safety for Light Emitting Diode (LED) Equipment for use in Lighting Products.
- IP66 certified.
- CSA C22.2#250.0 Luminaires.
- RoHS compliant.

CAUTION:

- Fixtures must be grounded in accordance with national, state and/or local electrical codes, Failure to do so may result in serious personal injury.

WARRANTY:

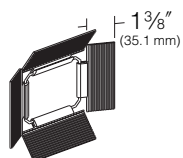
- For full warranty see <http://www.hubbellighting.com/resources/warranty>

OPTIONS

Barn Doors

BD215

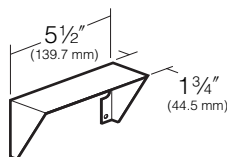
Extruded aluminum, fully adjustable. Provides beam and glare control. Available in Black, Dark Bronze or Verde Green finish.



Fixed Hood

FH215

Formed .062" thick aluminum. Provides glare control. Available in Black, Dark Bronze or Verde Green finish.



Kim Lighting reserves the right to change specifications without notice.