

Wall Wash T5HO Close-to-Trac



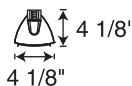
Description

The T5HO Close-to-Trac fixture integrates the latest generation of ultra-compact, linear fluorescent lamps that are four times more efficient than halogen. A computer designed reflector maximizes optical efficiency and produces exceptional, uniform illumination of perimeter walls and displays. Its sleek profile is so shallow that it virtually blends in with the trac.

Features

- Electronic ballast for maximum energy efficiency and quiet operation
- 20,000-hour lamp life with exceptional lumen maintenance
- Integral one-piece, snap-in metal louver provides the perfect blend of brightness control, aesthetics and efficiency
- Optional clear acrylic lamp containment lens/barrier for food service applications

Dimensions



Catalog

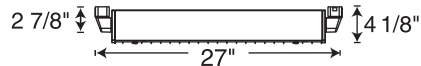
T5T22WH
T5T22BL
T5T22SL

Finish

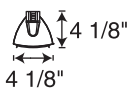
White
Black
Silver

Lamp

Two 24W T5HO



Dimensions



Catalog

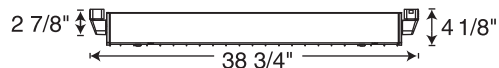
T5T32WH
T5T32BL
T5T32SL

Finish

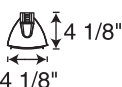
White
Black
Silver

Lamp

Two 39W T5HO



Dimensions



Catalog

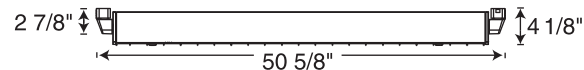
T5T42WH
T5T42BL
T5T42SL

Finish

White
Black
Silver

Lamp

Two 54W T5HO



Accessories

For Fixtures:	T5T22	T5T32	T5T42
Clear Acrylic Lens	T5L22CL	T5L32CL	T5L42CL

Trac-Master®



JUNO LIGHTING GROUP
by Schneider Electric

Wall Wash T5HO Cable Suspended

ENERGY EFFICIENT

Juno

Description

The T5HO Cable Suspended fixture integrates the latest generation of ultra-compact linear fluorescent lamps that are four times more efficient than halogen. A computer-designed reflector maximizes optical efficiency and produces exceptional, uniform illumination of perimeter walls and displays. This shallow profile fixture is suspended from the trac on thin stainless steel cables that are easily field-adjusted to lengths up to six feet.

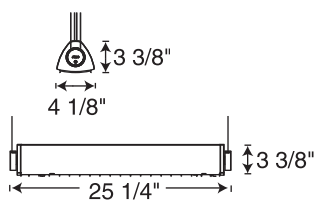
Features

- Electronic ballast for maximum energy efficiency and quiet operation
- 20,000-hour lamp life with exceptional lumen maintenance
- 360° vertical rotation accomodates uplight and downlight aiming
- Integral one-piece, snap-in metal louver provides the perfect blend of brightness control, aesthetics and efficiency
- Optional clear acrylic lamp containment lens/barrier for food service applications



Trac-Master®

Dimensions



Catalog

T5C22WH
T5C22BL
T5C22SL

Finish

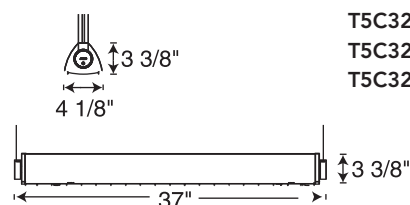
White
Black
Silver

Lamp

Two 24W T5HO



Dimensions



Catalog

T5C32WH
T5C32BL
T5C32SL

Finish

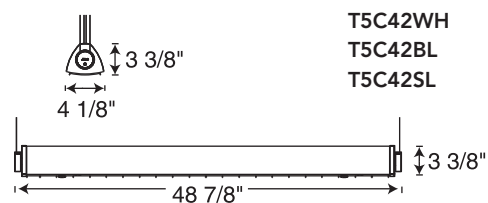
White
Black
Silver

Lamp

Two 39W T5HO



Dimensions



Catalog

T5C42WH
T5C42BL
T5C42SL

Finish

White
Black
Silver

Lamp

Two 54W T5HO



Accessories

For Fixtures:	T5C22	T5C32	T5C42
Clear Acrylic Lens	T5L22CL	T5L32CL	T5L42CL