
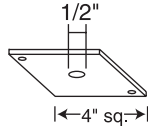



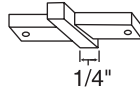

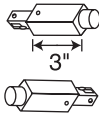

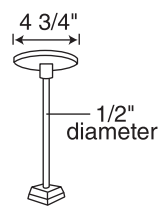

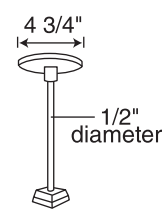


### Trac Joiners (cont)


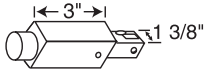
	Catalog #	Finish	Description	Dimensions
 Outlet Box Cover	T27WH	White	<ul style="list-style-type: none"> <li>Use with No. T24, T25, T26, for outlet box electrical feed</li> <li>Includes nipple, locknut and ground screw</li> </ul>	
	T27BL	Black		
	T27SL	<b>NEW</b> Silver		
 Accordion Adjustable Joiner	T20WH	White	<ul style="list-style-type: none"> <li>Can flex to 90° angle to left, right, up or down</li> <li>Joins two trac sections</li> </ul>	
	T20BL	Black		
	T20SL	<b>NEW</b> Silver		
 Straight Connector	T23WH	White	<ul style="list-style-type: none"> <li>Joins two trac sections end to end</li> </ul>	
	T23BL	Black		
	T23SL	<b>NEW</b> Silver		
 Trac Continuation Kit	T49WH	White	<ul style="list-style-type: none"> <li>Permits trac to continue a run around obstructions</li> <li>Includes one left and one right T34 Conduit Adapter</li> <li>Accepts standard 1/2" conduit connector</li> </ul>	
	T49BL	Black		
	T49SL	<b>NEW</b> Silver		

### Pendant Mounting Kits


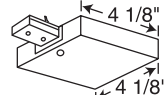
	Catalog #	Finish	Description	Dimensions
 T-Bar Ceiling Pendant Stem Kit	T90-12-WH	White	<ul style="list-style-type: none"> <li>12", 18", 24", 36", 48" stem lengths</li> <li>Use two for 2', 4', or 6' of trac or three for 8' and four for 12' of trac</li> <li>For electrical feed, order wireway cover T93 and T38</li> </ul>	
	T90-12-BL	Black		
	T90-12-SL	<b>NEW</b> Silver		
	T90-18-WH	White		
	T90-18-BL	Black		
	T90-18-SL	<b>NEW</b> Silver		
	T90-24-WH	White		
	T90-24-BL	Black		
	T90-24-SL	<b>NEW</b> Silver		
	T90-36-WH	White		
	T90-36-BL	Black		
	T90-36-SL	<b>NEW</b> Silver		
 Rigid Ceiling Pendant Stem Kit	T91-12-WH	White	<ul style="list-style-type: none"> <li>12", 18", 24", 36", 48" stem lengths</li> <li>Attaches directly to junction box</li> <li>Use two for 2', 4', or 6' of trac or three for 8' and four for 12' of trac</li> <li>For electrical feed, order wireway cover T93 and T38</li> </ul>	
	T91-12-BL	Black		
	T91-12-SL	<b>NEW</b> Silver		
	T91-18-WH	White		
	T91-18-BL	Black		
	T91-18-SL	<b>NEW</b> Silver		
	T91-24-WH	White		
	T91-24-BL	Black		
	T91-24-SL	<b>NEW</b> Silver		
	T91-36-WH	White		
	T91-36-BL	Black		
	T91-36-SL	<b>NEW</b> Silver		
T91-48-WH	White			
T91-48-BL	Black			
T91-48-SL	<b>NEW</b> Silver			

Trac-Master®

### Electrical End Feeds (cont)



	Catalog #	Finish	Description	Dimensions
	TU34WH	White	<ul style="list-style-type: none"> <li>For surface wiring</li> <li>Accepts standard 1/2" connector</li> </ul>	
	TU34BL	Black		
	TU34SL <b>NEW</b>	Silver		

Conduit Adapter

	Catalog #	Finish	Description	Dimensions
	TU36WH	White	<ul style="list-style-type: none"> <li>Wiring compartment contains standard 1/2" KO's</li> <li>Feeds surface trac from above when T-Bar is directly above trac</li> </ul>	
	TU36BL <b>NEW</b>	Black		
	TU36SL <b>NEW</b>	Silver		


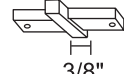
T-Bar End Feed

### Electrical Joiner Feed


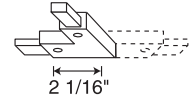
	Catalog #	Finish	Description	Dimensions
	TU35WH	White	<ul style="list-style-type: none"> <li>Joins two trac sections to make 90° angle or straight run</li> <li>Wiring compartment contains standard 1/2" KO's</li> <li>Feeds from above when T-Bar is directly above trac</li> </ul>	
	TU35BL <b>NEW</b>	Black		
	TU35SL <b>NEW</b>	Silver		

T-Bar Adjustable Joiner Feed

### Trac Joiners

	Catalog #	Finish	Description	Dimensions
	TU23WH	White	<ul style="list-style-type: none"> <li>Joins two trac sections end to end</li> </ul>	
	TU23BL	Black		
	TU23SL	Silver		


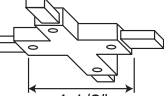
Miniature Straight Connector

	Catalog #	Finish	Description	Dimensions
	TU24WH*	White	<ul style="list-style-type: none"> <li>Joins two trac sections to make 90° angle or straight run</li> <li>Straight and right angle covers supplied</li> <li>For outlet box feed, T27 cover plate also required (order separately)</li> </ul>	
	TU24BL*	Black		
	TU24SL* <b>NEW</b>	Silver		


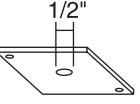
Adjustable Connector

	Catalog #	Finish	Description	Dimensions
	TU25WH*	White	<ul style="list-style-type: none"> <li>Joins three trac sections</li> <li>For outlet box feed, T27 cover plate also required (order separately)</li> </ul>	
	TU25BL*	Black		
	TU25SL* <b>NEW</b>	Silver		


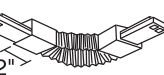
"T" Connector

	Catalog #	Finish	Description	Dimensions
	TU26WH*	White	<ul style="list-style-type: none"> <li>Joins four trac sections at 90° angles</li> <li>For outlet box feed, T27 cover plate also required (order separately)</li> </ul>	
	TU26BL*	Black		
	TU26SL* <b>NEW</b>	Silver		

"X" Connector


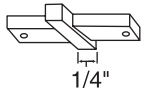

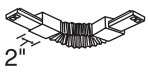

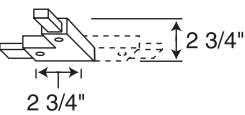

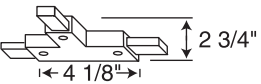

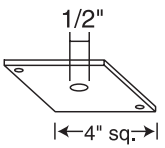

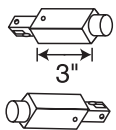
	Catalog #	Finish	Description	Dimensions
	T27WH	White	<ul style="list-style-type: none"> <li>Use with No. TU24, TU25, TU26, for outlet box electrical feed</li> <li>Includes nipple, locknut and ground screw</li> </ul>	
	T27BL	Black		
	T27SL <b>NEW</b>	Silver		

Outlet Box Cover

	Catalog #	Finish	Description	Dimensions
	TU20WH	White	<ul style="list-style-type: none"> <li>Can flex to 90° angle to left, right, up or down</li> <li>Joins two trac sections</li> </ul>	
	TU20BL	Black		
	TU20SL <b>NEW</b>	Silver		

Accordion Adjustable Joiner

## Connectors

	Catalog #	Finish	Description	Dimensions
 <b>Miniature Straight Connector</b>	R23WH	White	<ul style="list-style-type: none"> <li>Joins two Trac sections end to end</li> </ul>	 1/4"
	R23BL	Black		
	R23SL <b>NEW</b>	Silver		
 <b>Flexible Adjustable Joiner</b>	R20WH	White	<ul style="list-style-type: none"> <li>Joins two Trac sections</li> <li>Can flex to 90° to the left, right, up or down</li> </ul>	 2"
	R20BL	Black		
	R20SL <b>NEW</b>	Silver		
 <b>Adjustable Connector</b>	R24WH	White	<ul style="list-style-type: none"> <li>Joins two Trac sections to make a 90° angle or straight run</li> <li>T27 required for junction box feed</li> <li>Straight and right angle covers supplied</li> </ul>	 2 3/4"
	R24BL	Black		
	R24SL <b>NEW</b>	Silver		
 <b>T Connector</b>	R25WH	White	<ul style="list-style-type: none"> <li>Joins three Trac sections</li> <li>T27 required for junction box feed</li> </ul>	 2 3/4" 4 1/8"
	R25BL	Black		
	R25SL <b>NEW</b>	Silver		
 <b>Outlet Box Cover</b>	T27WH	White	<ul style="list-style-type: none"> <li>Use with R24 and R25 for outlet box electrical feed</li> <li>Includes nipple, locknut, and ground screw</li> </ul>	 1/2" 4" sq.
	T27BL	Black		
	T27SL <b>NEW</b>	Silver		
 <b>Trac Continuation Kit</b>	R49WH	White	<ul style="list-style-type: none"> <li>Two conduit adapters (one left R34 and one right R34) to continue Trac run around or thru obstructions</li> <li>Use with standard 1/2" electrical connectors</li> </ul>	 3"
	R49BL	Black		
	R49SL <b>NEW</b>	Silver		

Trac-Lites™

