

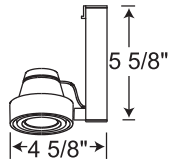
Multi-Lamp Uno/Duo™ – Enclosed MR16



Uno/Duo™ – Enclosed MR16

The concentric gimbal rings springing off the bottom edge of the chiseled monolith is a perfect example of “form follows function” in design. The monolith remains perfectly aligned with the trac while the gimbal ring mechanisms are free to provide broad aiming capability. On MR16 versions, the integral transformer is cleverly concealed in the monolith. Framed Duo models share some of the same design details of the AVIO® series allowing both to be tastefully integrated into the same environment. The Uno/Duo – Enclosed Series provides optimal lamp shielding, eliminating the stray backlight effect from the lamps.

Dimensions



Catalog

T816WH
T816BL
T816SL

Finish

White
Black
Silver

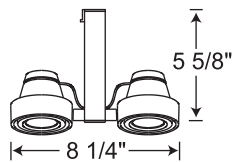
Lamp

One 12V, 20-50W MR16



Integral 12V Electronic Transformer

Dimensions



Catalog

T817WH
T817BL
T817SL

Finish

White
Black
Silver

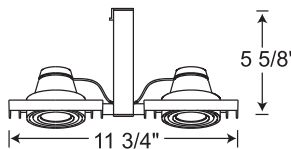
Lamp

Two 12V, 20-50W MR16



Integral 12V Electronic Transformer

Dimensions



Catalog

T819WH
T819BL
T819SL

Finish

White
Black
Silver

Lamp

Two 12V, 20-50W MR16




Integral 12V Electronic Transformer

Airfoil Trim Accessory

T814T-WH
T814T-BL
T814T-SL

White
Black
Silver



Shown with Airfoil Trim Accessory (Order Separately)

Light Control Accessories

For Fixtures:

T816, T817, T819

Color Filters	T741-6	Diffuse Spread Lens	T7420
Dichroic Lenses	T7401-18	Linear Spread Lens	T7478
UV Filter	T7422	Prismatic Spread Lens	T7477
Uniformity Lens	T7421	Hexcell Louver	T7459BL

Note: Accepts up to two 2" accessories.

Trac-Master®