



TRAC-MASTER® QUICK JACK LED MINI-CYLINDER SPOTLIGHT 12-VOLT AC TQJ114G2

Project: _____
 Fixture Type: _____
 Location: _____
 Contact/Phone: _____

PRODUCT DESCRIPTION

The Quick Jack LED Mini-Cylinder Spotlight approximates the light output and distribution of 20W MR11 halogen lamps, utilizing less than 1/3 of the energy and having a rated life of 50,000 hours. Available in 2700K, 3000K, 3500K and 4000K color temperatures, the white-light TQJ114 Series is compatible with Juno Trac-Master or Trac-Lites trac when combined with the T537QJU LED-compatible driver, with Juno MonoLine flexible line voltage trac when combined with MLTQL75 LED-compatible transformer adapter, with Juno QJL LED-compatible MonoPoints, as well as with Juno QJ MonoPoints for use with remote mount transformers.

PRODUCT SPECIFICATIONS

LED High performance, low power LEDs provide outstanding reliability, performance and color quality/consistency • 2700K, 3000K, 3500K or 4000K white phosphor high performance LEDs designed to operate using 12-volt AC input • Provides 80 CRI minimum.

Optical Performance Separate versions are offered which provide uniform spot, narrow flood and flood beam patterns.

Housing Precision machined aluminum construction.

Aiming 90° vertical aiming capability and 360° horizontal coverage.

Electrical Contacts Beryllium copper.

Mounting Options May be used with the following LED-compatible Quick Jack mounting methods: Juno Trac-Master or Trac-Lites line voltage trac using T537QJU (D1.2.4); Juno MonoLine line voltage trac using MLTQL75 (P7.9); Juno QJL Monopoints with Integral Transformer (P7.4); Juno Quick Jack remote Monopoints when operated with LED-compatible transformers/drivers (P7.4); Juno Trac 12 or Trac 12/25 low voltage trac using TLQJA Quick Jack Adapter (D3.4.0) and LED-compatible transformers/drivers (D3.1.3, D3.1.6, D3.1.8, D3.1.9, D3.1.10); and the TQJDL-CLAMP Quick Jack Power Clamp (D1.8.12) • Other mounting methods may also be compatible – consult factory for additional information.

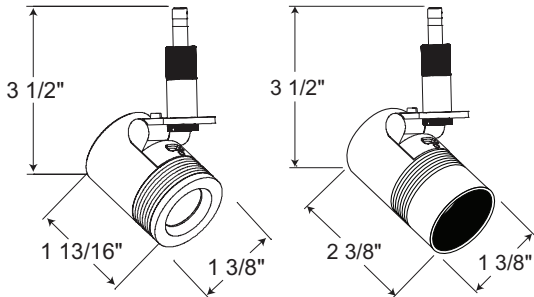
Dimming May be dimmed with dimmers tested and qualified by Juno for use with the non-resistive TQJ114 Series load – see transformer/driver specifications for compatible dimmers • Color temperature remains constant over dimming range • Consult factory for additional information.

Warranty Warranty period is 5 years on LED components from date of purchase • Standard Juno Lighting Group product guarantee terms and conditions apply • Continuously operating the TQJ114 above 12VAC will void the warranty.

Labels ETL listed to UL 1598 for use in U.S. • ETL listed to CSA C22.2 No. 250 for use in Canada.

Product specifications subject to change without notice.

DIMENSIONS



ACCESSORIES

Cat. No.	Description
TMC-SNOOT-BL	Snoot - Black
TMC-SNOOT-STN	Snoot - Satin Nickel
TMC-SNOOT-WH	Snoot - White

ORDERING INFORMATION

Fixture Type	Color Temperature	Beam Spread	Finish	Options
TQJ114G2 6W Quick Jack LED Mini-Cylinder Spotlight	2 2700K 3 3000K 35 3500K 4 4000K	S Spot N Narrow Flood F Flood	BL Black STN Satin Nickel WH White	Blank No Snoot S With Snoot

Ordering Examples: TQJ114G2-2S-WH, TQJ114G2-35N-STN-S



TRAC-MASTER®

QUICK JACK LED MINI-CYLINDER SPOTLIGHT

12-VOLT AC

TQJ114G2

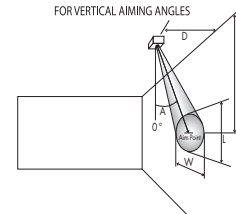
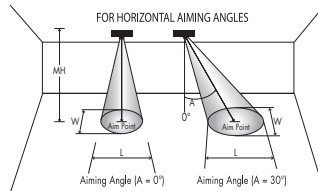
PERFORMANCE DATA¹

Catalog Number	Input Voltage	Watts (Maximum)	Lumens	Efficacy (LPW)	Rated Life (Hours)
TQJ114G2-2S	12.0V	6.6W	315	48	50,000
TQJ114G2-2N	12.0V	6.6W	296	45	50,000
TQJ114G2-2F	12.0V	6.6W	272	41	50,000
TQJ114G2-3S	12.0V	6.6W	328	50	50,000
TQJ114G2-3N	12.0V	6.6W	308	47	50,000
TQJ114G2-3F	12.0V	6.6W	283	43	50,000
TQJ114G2-35S	12.0V	6.6W	344	52	50,000
TQJ114G2-35N	12.0V	6.6W	323	49	50,000
TQJ114G2-35F	12.0V	6.6W	297	45	50,000
TQJ114G2-4S	12.0V	6.6W	344	52	50,000
TQJ114G2-4N	12.0V	6.6W	323	49	50,000
TQJ114G2-4F	12.0V	6.6W	297	45	50,000

¹Performance data, including Rated Life, is based on measurements of an individual fixture operating in a 25°C ambient. In practice, multiple fixtures used in a system will average slightly lower power consumption due to voltage drop within the system.
 Note: For operation at 11.5 volts multiply Lumens by 0.94.

CBCP • Centerbeam candlepower
FC • Footcandles at beam center (aim point)

In vertical aiming applications, aim point (X) is determined by dividing distance from the wall (D) by the tangent of the desired aim angle (A) (0.5774 for 30°, 1.0 for 45°, 1.732 for 60°).



Horizontal Aiming Angles



Vertical Aiming Angles



Fixture	Beam Type	Beam Spread	Rated Life	CBCP	0°		30°			30°					45°				60°						
					MH	FC	L	W	FC	L	W	D	FC	X	L	W	FC	X	L	W	D	FC	X	L	W
TQJ114G2 3000K Spot	S	21°	50000	1708	2	427	0.7	0.7	277	1.0	0.9	1	214	1.7	1.7	0.7	604	1.0	0.8	0.5	2	277	1.2	1.0	0.9
					4	107	1.5	1.5	69	2.0	1.7	2	53	3.5	3.3	1.5	151	2.0	1.5	1.0	3	123	1.7	1.5	1.3
					6	47	2.2	2.2	31	3.0	2.6	3	24	5.2	5.0	2.2	67	3.0	2.3	1.6	4	69	2.3	2.0	1.7
					8	27	3.0	3.0	17	4.0	3.4	4	13	6.9	6.6	3.0	38	4.0	3.1	2.1	5	44	2.9	2.5	2.1
					10	17	3.7	3.7	11	5.0	4.3	5	9	8.7	8.3	3.7	24	5.0	3.8	2.6	6	31	3.5	3.0	2.6
TQJ114G2 3000K Narrow Flood	N	25°	50000	1078	2	270	0.9	0.9	175	1.2	1.0	1	135	1.7	2.1	0.9	381	1.0	0.9	0.6	1	700	0.6	0.6	0.5
					4	67	1.8	1.8	44	2.4	2.1	1.5	60	2.6	3.1	1.3	169	1.5	1.4	0.9	2	175	1.2	1.2	1.0
					6	30	2.7	2.7	19	3.6	3.1	2	34	3.5	4.2	1.8	95	2.0	1.9	1.3	3	78	1.7	1.8	1.5
					8	17	3.6	3.6	11	4.8	4.1	2.5	22	4.3	5.2	2.2	61	2.5	2.3	1.6	4	44	2.3	2.4	2.1
					10	11	4.5	4.5	7	6.0	5.1	3	15	5.2	6.3	2.7	42	3.0	2.8	1.9	5	28	2.9	3.0	2.6
TQJ114G2 3000K Flood	F	38°	50000	519	2	130	1.4	1.4	84	1.9	1.6	0.5	260	0.9	2.2	0.7	734	0.5	0.8	0.5	1	337	0.6	1.0	0.8
					2.5	83	1.7	1.7	54	2.4	2.0	1	65	1.7	4.3	1.4	183	1.0	1.6	1.0	2	84	1.2	1.9	1.6
					3	58	2.1	2.1	37	2.9	2.4	1.5	29	2.6	6.5	2.1	82	1.5	2.4	1.5	3	37	1.7	2.9	2.4
					3.5	42	2.4	2.4	28	3.4	2.8	2	16	3.5	8.7	2.8	46	2.0	3.1	2.0	4	21	2.3	3.8	3.2
					4	32	2.8	2.8	21	3.8	3.2	2.5	10	4.3	10.8	3.5	29	2.5	3.9	2.4	5	13	2.9	4.8	4.0

For 2700K fixtures, use 0.96 multiplier; for 3500K fixtures, use 1.05 multiplier; for 4000K fixtures, use 1.05 multiplier.

