



TRAC-MASTER®

Project: _____

Fixture Type: _____

Location: _____

Contact/Phone: _____

LED Decorative Pendant Shades &
Quick Jack Cordsets

**TLP310 thru TLP328,
TLQJPLED78 and TLQJPLED144**

PRODUCT DESCRIPTION

Designed for use with Juno T537QJU Quick Jack Transformer (see [D1.2.4](#)), Trac 12 or Flex 12 Quick Jack Adapters, select Alfa LED-compatible Quick Jack Monopoints or other Alfa Quick Jack systems.

Materials Glass shades are hand-blown, individually • Glass shades will vary from unit to unit and minor blemishes may result from the process • Metal shades are spun steel, individually crafted • All shades (except Wrap) have bright white interior surface for maximum reflectivity • Satin nickel shade hardware (fitters, spiders, etc.) provided with all shades • Order pendant cord assembly separately.

Labels ETL classified to UL 1598 for use in U.S. • ETL classified to CSA C22.2 No. 250 for use in Canada.

Product specifications subject to change without notice.



Short Cone Glass & Metal Shade

Catalog Number and Finish

TLP310AMBERDRIFT

TLP310COBALT

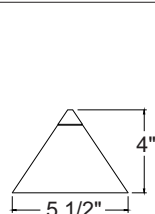
TLP310NIGHTBLUE

TLP310OPAL


TLP310SUNSETGOLD

Catalog Number and Finish

TLP311 SILVER



Glass



Metal



Luminous Wrap Shade

Catalog Number and Finish Material

TLP316FROST

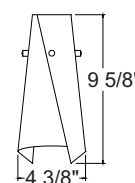
Nomex®

TLP316ORANGEPEEL

Polycarbonate

TLP316PARCHMENT

Polycarbonate



Tall Cone Glass Shade

Catalog Number and Finish

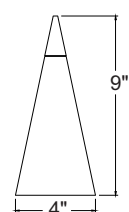
TLP312COBALT

TLP312OPAL

TLP312PISTACHIO

TLP312ROUGE

TLP312SUNSETGOLD



Teardrop Glass Shade

Catalog Number and Finish

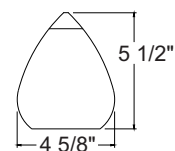
TLP318GLACIER

TLP318ICE

TLP318INFERNO

TLP318OPAL

TLP318SUNSETGOLD



Flute Glass & Metal Shade

Catalog Number and Finish

TLP314COBALTGLOSS

TLP314GLACIER

TLP314ICE

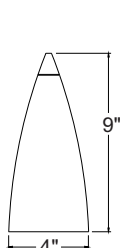
TLP314INFERNO

TLP314OPAL

Catalog Number and Finish

TLP315MIDNIGHT

TLP315SILVER



Glass



Metal



Flame Glass Shade**Catalog Number and Finish**

TLP320INFERNO

TLP320MAIZE

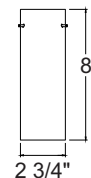
TLP320OPAL

TLP320PISTACHIO

**Cylinder Glass Shade****Catalog Number and Finish**

TLP324MAIZE

TLP324OPAL

**Ellipse Glass Shade****Catalog Number and Finish**

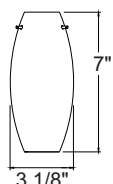
TLP322COBALT

TLP322OPAL

TLP322PISTACHIO

TLP322ROUGE

TLP322SUNSETGOLD

**RLM Glass & Metal Shade****Catalog Number and Finish**

TLP326MAIZE

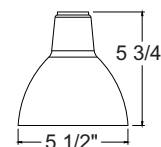
TLP326OPAL

Catalog Number and Finish

TLP327COPPERPATINA

TLP327MIDNIGHT

TLP327NATURAL



Glass



Metal

**Quick Jack LED Pendant Cordsets**

Construction Nominal 78" or 144" plated coaxial cable • Quick Jack Adapter enables simple cord shortening during installation • Assembly includes LED light engine, silicone diffuser ball and cord straightening sleeve.

LED Light Engine Lumileds LUXEON Rebel LEDs provide outstanding reliability, performance and color quality/consistency • 5W nominal power consumption • 2700K or 3000K white phosphor high performance LEDs designed to operate using 12-volt AC input only • High CRI of 85 typical.

Trac Compatible with Juno line voltage trac systems when using T537QJU Quick Jack Transformer – refer to specification sheet D1.2.4 • Compatible with Juno low voltage trac systems when using TLQJA or TFQJA Quick Jack adapters (refer to specification sheets D3.4.0 and D5.5.0) and LED-compatible transformer/drivers (below) • Compatible with Alfa Quick Jack systems when operated with magnetic transformers.

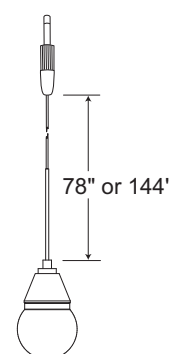
Monopoints Compatible with Alfa QJL Monopoints with Integral Transformer – refer to specification sheet P7.4 • Compatible with Alfa Remote Monopoints when operated with LED-compatible transformers/drivers (below) – refer to specification sheet P7.4.

Transformers/Drivers Compatible with all 12VAC Trac 12 and Trac 12/25 Remote Mount Magnetic Transformers – refer to specification sheets D3.1.3 or D3.1.6 • Compatible with all 12VAC TL601E Electronic Drivers – refer to specification sheet D3.1.8.

Dimming May be dimmed with dimmers tested and qualified by Juno for use with non-resistive LED Series load – see transformer/driver specifications for compatible dimmers • Color temperature remains constant over dimming range • Consult factory for additional information.

Labels ETL classified to UL 1598 for use in U.S. • ETL classified to CSA C22.2 No. 250 for use in Canada

Warranty Warranty period is 3-years from date of purchase • Standard Juno Lighting Group product guarantee terms and conditions apply • Continuously operating the pendant cord assembly above 12VAC will void the warranty.



Catalog Number	Description	Wattage	Color Temperature	Finish
TLQJPLED78-27K-NI	78" Adjustable LED Pendant Cordset	5W	2700K	Nickel
TLQJPLED144-27K-NI	144" Adjustable LED Pendant Cordset	5W	2700K	Nickel
TLQJPLED78-3K-NI	78" Adjustable LED Pendant Cordset	5W	3000K	Nickel
TLQJPLED144-3K-NI	144" Adjustable LED Pendant Cordset	5W	3000K	Nickel

PERFORMANCE DATA¹

Catalog Number	Input Voltage	Watts (Maximum)	Lumens	Efficacy (LPW)	Rated Life (Hours)
TLQJPLEDxxx-27K	12.0V	5W	162	32	50,000
TLQJPLEDxxx-3K	12.0V	5W	170	34	50,000

¹Performance data, including Rated Life, is based on measurements of an individual fixture operating in a 25°C ambient. In practice, multiple fixtures used in a system will average slightly lower power consumption due to voltage drop within the system.

Note: For operation at 11.5V multiply Lumens by 0.94.

LUXEON is a registered trademark of the Philips Lumileds Lighting Company



1300 S. Wolf Road • Des Plaines, IL 60018 • Phone (847) 827-9880 • Fax (847) 827-2925
 220 Chrysler Drive • Brampton, Ontario • Canada L6S 6B6 • Phone (905) 792-7335 • Fax (905) 792-0064
 Visit us at www.junolightinggroup.com

Printed in U.S.A. ©2010 Juno Lighting, LLC.