



Recessed and Trac Lighting

# INSTALLATION INSTRUCTIONS T256LED and T257LED

**CAUTION:** To reduce risk of fire and electrical shock, use only with JUNO "R", "T", "TU", "TT", and "V" series trac.

All Juno trac sections have an embossed line that indicates the trac polarity. All Juno trac fixture adapters have raised arrows that must point to the polarity line on the trac section when they are installed.

### Fixture Installation

Caution: Make sure power is OFF. Do not install fixtures into a trac section that is energized.

1. For 2-circuit line voltage trac, lift positive contact (marked "P") with slotted screwdriver until it is raised into position of second circuit. Install plastic support under the contact (provided with 2-circuit trac).
2. Insert the powered side (side with switch) of trac adapter into trac channel first.
3. Rotate trac adapter 1/4 turn (90 degrees) so that the polarity arrows point towards the polarity line on the trac. Refer to Figure One.
4. Repeat this process with the non-powered side of the fixture.
5. Turn power ON and then fixture switch to ON.

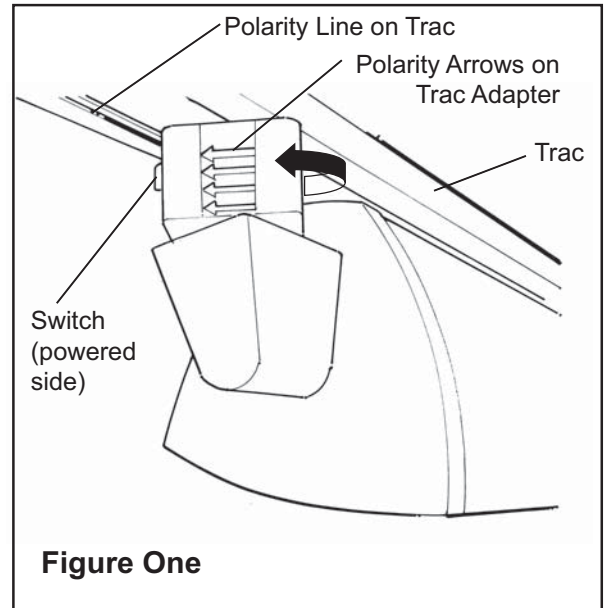


Figure One

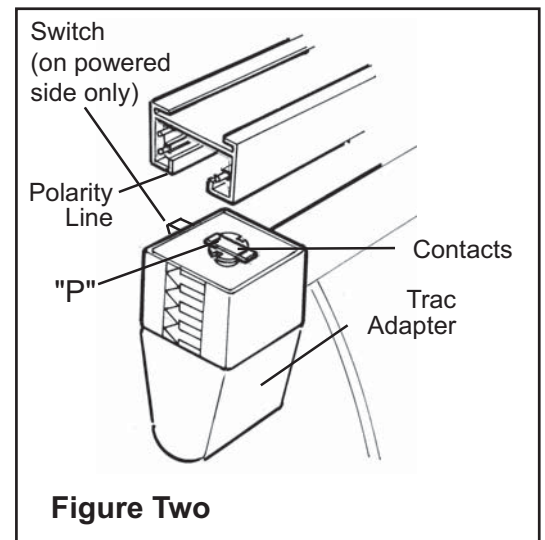
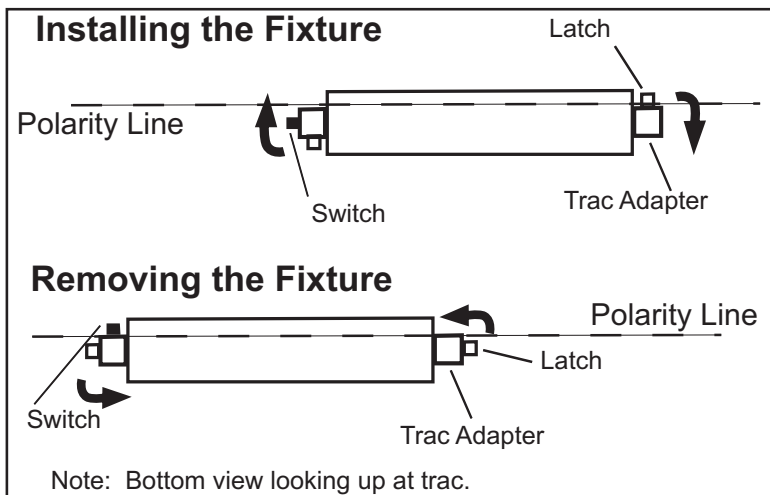


Figure Two



### WARRANTY

Juno Lighting Group warrants that its products are free from defects in material and workmanship. Juno Lighting Group's obligation is expressly limited to repair or replacement, without charge, at Juno Lighting Group's factory after prior written return authorization has been granted. This warranty shall not apply to products which have been altered or repaired outside of Juno Lighting Group's factory. This warranty is in lieu of all other warranties, expressed or implied, and without limiting the generality of the foregoing phrase, excludes any implied warranty of merchantability. Also, there are no warranties which extend beyond the description of the product on the company's literature setting forth terms of sale.

Product Services Phone (888) 387-2212

1300 South Wolf Road • Des Plaines, IL 60018 • Phone 800-323-5068 • www.junolightinggroup.com



JUNO LIGHTING GROUP  
by Schneider Electric