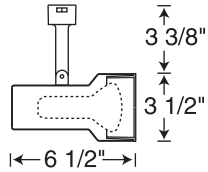


## Step Cylinders

One of the original trac lampholder designs, step cylinders are still popular for more utilitarian applications. They accept a range of both halogen PAR and incandescent R/BR lamps and provide deep lamp shielding.

### Dimensions



### Catalog #

T303W-WH  
T303B-WH  
T303B-BL

### Finish

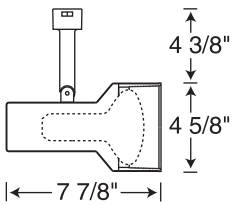
White/White Baffle  
White/Black Baffle  
Black/Black Baffle

### Lamp

30-50W R20



### Dimensions



### Catalog #

T305W-WH  
T305B-WH  
T305B-BL

### Finish

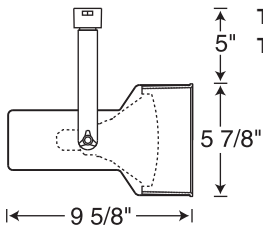
White/White Baffle  
White/Black Baffle  
Black/Black Baffle

### Lamp

45-75W BR30 or  
35-75W PAR30L



### Dimensions



### Catalog #

T307B-WH  
T307B-BL

### Finish

White/Black Baffle  
Black/Black Baffle

### Lamp

65-120W BR40  
or 45-150W PAR38



Trac-Master®

## Light Control Accessories

For Fixtures:	T303	T305	T307
Accessory Holder	T560BL	T570BL	T580BL
Color Filters	T561-6*	T571-6*	T581-6*
Dichroic Lens	T5618*	T5718*	-
UV Filter	T5622*	T5722*	-
Uniformity Lens	T5621*	T5721*	-
Linear Spread Lens	T5678*	T5778*	-
Prismatic Spread Lens	T5677*	T5777*	-
Cube Cell Louver	T569BL*	T579BL*	T589BL*
White Barn Doors	-	-	T73WH
Black Barn Doors	T71BL	T72BL	T73BL

\*Filters, lenses and louver require accessory holder or barn doors for installation.