
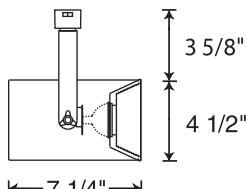

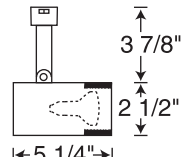



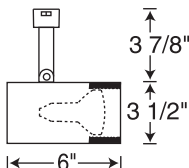
## Flat Back Cylinders


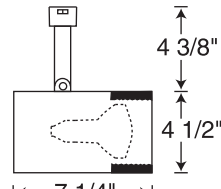
These long-standing traditional lampholders accept a wide range of both halogen PAR and incandescent R/BR lamps and provide deep lamp shielding. The MR16 version is manufactured with an integral magnetic transformer which is especially useful in rough-duty applications.

|   | Catalog #                      | Finish         | Lamp             | Dimensions  |
|---|--------------------------------|----------------|------------------|---|
|  | <b>T340WH</b><br><b>T340BL</b> | White<br>Black | 12V, 20-50W MR16 |  |

Integral 12V Magnetic Transformer

|   | Catalog #                      | Finish                                   | Lamp  | Dimensions  |
|---|--------------------------------|--|---|---|
|  | <b>T311WH</b><br><b>T311BL</b> | White/Black Baffle<br>Black/Black Baffle | 25W R14 or 40W R16<br>Intermediate Screw Base |  |

|  | Catalog #   | Finish   | Lamp       | Dimensions   |
|--|---|--|------------|--|
|  | <b>T313W-WH</b><br><b>T313B-WH</b><br><b>T313B-BL</b> | White/White Baffle<br>White/Black Baffle<br>Black/Black Baffle | 30-50W R20 |  |

|   | Catalog #   | Finish   | Lamp                            | Dimensions  |
|---|---|--|---------------------------------|---|
|  | <b>T315W-WH</b><br><b>T315B-WH</b><br><b>T315B-BL</b> | White/White Baffle<br>White/Black Baffle<br>Black/Black Baffle | 45-75W BR30 or<br>35-75W PAR30L |  |

## Light Control Accessories

| For Fixtures:       | T340**   | T313    | T315    | For Fixtures:         | T340**  | T313    | T315    |
|---------------------|----------|---------|---------|-----------------------|---------|---------|---------|
| Accessory Holder    | T570BL   | T560BL  | T570BL  | Uniformity Lens       | T5521   | T5621*  | T5721*  |
| Color Filters       | T571-6   | T561-6* | T571-6* | Linear Spread Lens    | T559    | T5678*  | T5778*  |
| Color Filters       | T551-5   | -       | -       | Prismatic Spread Lens | T557    | T5677*  | T5777*  |
| Dichroic Lens       | T5501-18 | T5618*  | T5718*  | Cube Cell Louver      | T579BL  | T569BL* | T579BL* |
| Diffuse Spread Lens | T5520    | -       | -       | Black Barn Doors      | T72BL   | T71BL   | T72BL   |
| UV Filter           | T5522    | T5622*  | T5722*  | Hexcell Louver        | T5559BL | -       | -       |

\* Filters, lenses and louver require accessory holder or barn doors for installation.

\*\* T340 can accept one 1 3/4" filter, lens or louver in place of clear glass supplied with MR16 fixtures; in addition, it can also accept one 4 11/16" filter, lens or louver when combined with accessory holder or barn doors.

# Low Voltage Integral Magnetic Transformers



## Integral Magnetic Transformers

The Studio I, Flat Back Cylinder and Cast 16 designs are among the original MR16 fixtures designed around magnetic transformers. They are typically chosen for special rough-duty applications where a robust magnetic transformer is desired.

### Studio I

| Dimensions  | Catalog # | Finish | Lamp             |
|---|-----------|--------|------------------|
|  | T338WH    | White  | 12V, 20-50W MR16 |



Integral 12V Magnetic Ballast

### Flat Back Cylinder

| Dimensions  | Catalog #        | Finish         | Lamp             |
|---|------------------|----------------|------------------|
|  | T340WH<br>T340BL | White<br>Black | 12V, 20-50W MR16 |



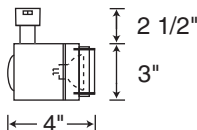
Integral 12V Magnetic Ballast

### Light Control Accessories

| For Fixtures:       | T338*, T340* |               | For Fixtures:         | T338*, T340* |               |
|---------------------|--------------|---------------|-----------------------|--------------|---------------|
|                     | 1 3/4" dia.  | 4 11/16" dia. |                       | 1 3/4" dia.  | 4 11/16" dia. |
| Accessory Holder    | -            | T570BL        | Linear Spread Lens    | T559         | T5778         |
| Color Filters       | T551-5       | T571-6        | Prismatic Spread Lens | T557         | T5777         |
| Dichroic Lenses     | T5501-18     | T5718         | Hexcell Louver        | T5559BL      | -             |
| UV Filter           | T5522        | T5722         | Cube Cell Louver      | -            | T579BL        |
| Uniformity Lens     | T5521        | T5721         | Black Barn Doors      | -            | T72BL         |
| Diffuse Spread Lens | T5520        | -             |                       |              |               |

\* T338 and T340 can accept one 1 3/4" filter, lens or louver in place of clear glass supplied with MR16 fixtures; in addition, they can also accept one 4 11/16" filter, lens or louver when combined with accessory holder or barn doors.

### Cast 16®

| Dimensions  | Catalog #        | Finish         | Lamp             |
|---|------------------|----------------|------------------|
|  | T350WH<br>T350BL | White<br>Black | 12V, 20-75W MR16 |



Integral 12V Magnetic Ballast

### Light Control Accessories

| For Fixture:    | T350     |                       |         |
|-----------------|----------|-----------------------|---------|
| Color Filters   | T551-5   | Diffuse Spread Lens   | T5520   |
| Dichroic Lenses | T5501-18 | Linear Spread Lens    | T559    |
| UV Filter       | T5522    | Prismatic Spread Lens | T557    |
| Uniformity Lens | T5521    | Hexcell Louver        | T5559BL |

Trac-Master®

