

Gyrus™

A new spin on a classic design, the Gyrus series combines dramatic aerodynamic styling with the convenience of a front relamping gimbal ring. The MR16 has an integral accessory holder that accepts up to two standard 2" diameter lenses or louver. An optional snap-in, dual accessory holder is available for the PAR30 that smartly integrates into the fixture design.

Dimensions	Catalog #	Finish	Lamp	
	T640WH	White	12V, 20-50W MR16	
	T640BL	Black		
	T640SL	Silver		

T537 or T538 Transformer required. Must order separately. See page 821 for detailed information.

Dimensions	Catalog #	Finish	Lamp	
	T645WH	White	35-75W PAR30	
	T645BL	Black		
	T645SL	Silver		

Light Control Accessories

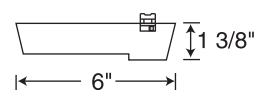
For Fixtures:	T640	T645
Dual Accessory Holder	-	T645MC-WH, -BL, -SL
Color Filters	T741-6	T561-6*
Dichroic Lenses	T7401-18	T5618*
UV Filter	T7422	T5622*
Uniformity Lens	T7421	T5621*
Diffuse Spread Lens	T7420	-
Linear Spread Lens	T7478	T5678*
Prismatic Spread Lens	T7477	T5677*
Hexcell Louver	T7459BL	-
Cube Cell Louver	-	T569BL*

* Filters, lenses and louver require dual accessory holder for installation.

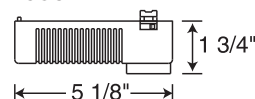
20-75VA 12V Transformers

Both T537 and T538 are available in white, black or silver finishes. See page 821 for a full description, or page 819 for Monopoint Transformers.

T537



T538



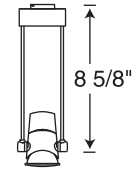
Trapezia™

Slender 9-inch or 16-inch nominal length tubes conceal supply wires feeding into an elegantly sculpted die-cast lamp housing. The light, airy appearance is great for display, exhibition and gallery lighting, and the downward reach can make pendant mounting of trac unnecessary.



Catalog #	Finish	Lamp
T630-9-WH	White	12V, 20-50W MR16CG
T630-9-BL	Black	Cover Glass
T630-9-SL	Silver	

Dimensions

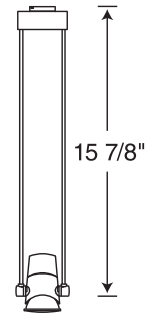


T537 or T538 Transformer required. Must order separately. See page 821 for detailed information



Catalog #	Finish	Lamp
T630-16-WH	White	12V, 20-50W MR16CG
T630-16-BL	Black	Cover Glass
T630-16-SL	Silver	

Dimensions



T537 or T538 Transformer required. Must order separately. See page 821 for detailed information

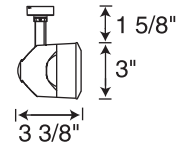
Gyrus™

A new spin on a classic design, the Gyrus series combines dramatic aerodynamic styling with the convenience of a front relamping gimbal ring. The MR16 has an integral accessory holder that accepts up to two standard 2" diameter lenses or louver



Catalog #	Finish	Lamp
T640WH	White	12V, 20-50W MR16
T640BL	Black	
T640SL	Silver	

Dimensions



T537 or T538 Transformer required. Must order separately. See page 821 for detailed information.

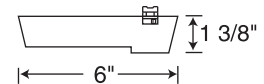
Light Control Accessories

For Fixtures:	T630-9, T630-16	T640
Dual Accessory Holder	T7400BL, SA	-
Color Filters	T741-6*	T741-6
Dichroic Lenses	T7401-18*	T7401-18
UV Filter	T5422*	T7422
Uniformity Lens	T7421*	T7421
Diffuse Spread Lens	T7420*	T7420
Linear Spread Lens	T7478*	T7478
Prismatic Spread Lens	T7477*	T7477
Hexcell Louver	T7459BL*	T7459BL
Barn Doors	T7470BL*	-

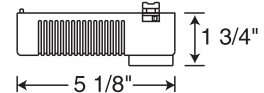
20-75VA 12V Transformers

Both **T537** and **T538** are available in white, black or silver finishes. See page 821 for a full description, or page 819 for Monopoint Transformers.

T537



T538



*Filters, lenses, louver and barn doors require accessory holder for installation.

Use of light control accessories negates the need for MR16 cover glass lamp (except Barn Doors).

