

Biax® Wall Wash

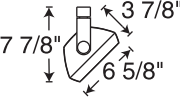

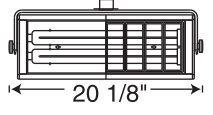
Approximately three times more efficient than halogen, the Biax wall wash fixtures provide widespread, uniform illumination for perimeter walls and displays using popular biaxial compact fluorescent lamps. Biax models up through 39 watts have a single adapter and can be rotated off-axis from the trac for additional aiming flexibility. The TBX Series is suitable for ceiling mount applications only.

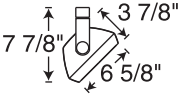

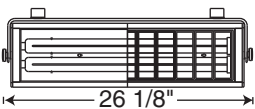
- Optional electronic ballast for maximum energy efficiency and quiet operation
- Rated lamp life of up to 20,000 hours
- Optional molded louver (ordered separately) can be specified in white, clear specular or black finishes
- Ceiling mount only (TBX Series)

	Catalog #	Finish	Lamp	Ballast Type	Dimensions
	TMBX26WH TMBX26BL	White Black	One 26W CFL Quad 2-Pin	120V NPF Magnetic	
					

	Catalog #	Finish	Lamp	Ballast Type	Dimensions
	TBX18E-WH TBX18E-BL TBX18E-SL NEW	White Black Silver	Two 18W High Lumen CFL	120V HPF Electronic	
					Shown with Black Louver, order separately

Use 10 1/2" length High Lumen Compact Fluorescent Lamps.

	Catalog #	Finish	Lamp	Ballast Type	Dimensions
	TBX39E-WH TBX39E-BL TBX39E-SL NEW	White Black Silver	Two 36W/39W High Lumen CFL	120V HPF Electronic	
					Shown with Black Louver, order separately

	Catalog #	Finish	Lamp	Ballast Type	Dimensions
	TBX40E-WH TBX40E-BL TBX40E-SL NEW	White Black Silver	Two 40W High Lumen CFL	120V HPF Electronic	
					Shown with Black Louver, order separately

TBX40E has (2) mounting points spaced 20 1/4" apart.

Light Control Accessories

For Fixtures:	TBX18E	TBX39E	TBX40E
Black Louver	BL18	BL39	BL40
Specular Clear Louver	SL18	SL39	SL40
White Louver	WL18	WL39	WL40