
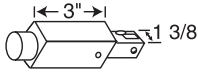

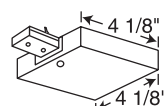


Electrical End Feeds (cont)


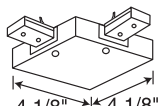
	Catalog #	Finish	Description	Dimensions
	TU34WH	White	• For surface wiring	
	TU34BL	Black	• Accepts standard 1/2" connector	
	TU34SL NEW	Silver		

Conduit Adapter

	Catalog #	Finish	Description	Dimensions
	TU36WH	White	• Wiring compartment contains standard 1/2" KO's	
	TU36BL NEW	Black	• Feeds surface trac from above when T-Bar is directly above trac	
	TU36SL NEW	Silver		


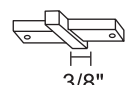
T-Bar End Feed

Electrical Joiner Feed


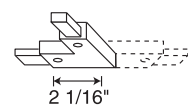
	Catalog #	Finish	Description	Dimensions
	TU35WH	White	• Joins two trac sections to make 90° angle or straight run	
	TU35BL NEW	Black	• Wiring compartment contains standard 1/2" KO's	
	TU35SL NEW	Silver	• Feeds from above when T-Bar is directly above trac	

T-Bar Adjustable Joiner Feed

Trac Joiners

	Catalog #	Finish	Description	Dimensions
	TU23WH	White	• Joins two trac sections end to end	
	TU23BL	Black		
	TU23SL	Silver		


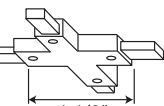
Miniature Straight Connector

	Catalog #	Finish	Description	Dimensions
	TU24WH*	White	• Joins two trac sections to make 90° angle or straight run	
	TU24BL*	Black	• Straight and right angle covers supplied	
	TU24SL* NEW	Silver	• For outlet box feed, T27 cover plate also required (order separately)	


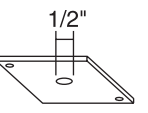
Adjustable Connector

	Catalog #	Finish	Description	Dimensions
	TU25WH*	White	• Joins three trac sections	
	TU25BL*	Black	• For outlet box feed, T27 cover plate also required (order separately)	
	TU25SL* NEW	Silver		


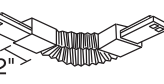
"T" Connector

	Catalog #	Finish	Description	Dimensions
	TU26WH*	White	• Joins four trac sections at 90° angles	
	TU26BL*	Black	• For outlet box feed, T27 cover plate also required (order separately)	
	TU26SL* NEW	Silver		

"X" Connector

	Catalog #	Finish	Description	Dimensions
	T27WH	White	• Use with No. TU24, TU25, TU26, for outlet box electrical feed	
	T27BL	Black	• Includes nipple, locknut and ground screw	
	T27SL NEW	Silver		

Outlet Box Cover

	Catalog #	Finish	Description	Dimensions
	TU20WH	White	• Can flex to 90° angle to left, right, up or down	
	TU20BL	Black	• Joins two trac sections	
	TU20SL NEW	Silver		

Accordion Adjustable Joiner