



TRAC-MASTER®

Mounting Accessories

MONOPOINTS and SPECIAL MOUNTINGS

Project: _____

Fixture Type: _____

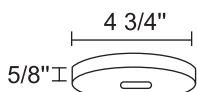
Location: _____

Contact/Phone: _____

PRODUCT DESCRIPTION

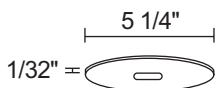
Special adapters permit the flexibility of mounting trac lights in various ways to meet special requirements.

Line Voltage Monopoint Adapters



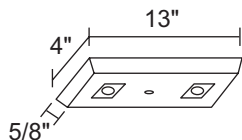
T40WH, T40BL, T40GP, T40SL

Monopoint Adapter. Mounts directly to outlet box. Accepts one 120V Juno trac fixture with standard size trac adapter.



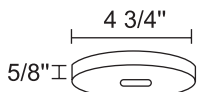
T40F-WH, T40F-BL, T40F-SL

Flush Monopoint Adapter. Mounts directly to 4" outlet box only. Accepts one 120V Juno trac fixture with standard size trac adapter.



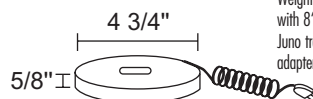
T41WH, T41BL, T41SL

Duo-Point Adapter. Mounts directly to an outlet box. Accepts two 120V Juno trac fixtures with standard size trac adapter.



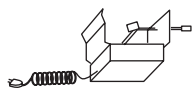
T43WH, T43BL, T43SL

Monopoint Adapter for use with fixtures with oversized trac adapter. Mounts directly to outlet box. Accepts one Juno 18W or 39W Biax trac fixture (Cat Nos. TBX18 and TBX39) or one MHy CMH trac fixture (TM200 Series). For ceiling mount installations only.



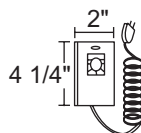
T42WH, T42BL

Weighted Base. For portable use. Supplied with 8' cord and plug. Accepts one 120V Juno trac fixture with standard size trac adapter.



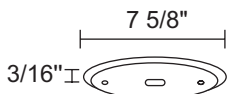
T46

Clamp/Monopoint Adapter. Clamps to pipe or planking up to 2 1/2" thick. Accepts 120V Juno trac fixture with standard size trac adapter. Supplied with 8' three-wire cord and plug.



T45WH, T45BL

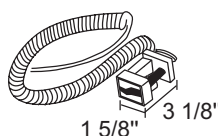
Pin-Up/Monopoint Adapter. Supplied with 8' cord and plug. Accepts one 120V Juno trac fixture with standard size trac adapter.



T57WH

Monopoint Line Voltage Cover. Attaches one 120V trac fixture with standard size trac adapter directly to Juno's 6" recessed universal housings.

Line Voltage Coil - Cord Clamp-Ons



T132WH, T132BL

120V Monopoint with trac adapter for electrical connection to Trac. Accepts one 120V Juno trac fixture with standard size trac adapter. 2' Coil Cord extends to 5'. 1-3/4" Clamp opening.

T133WH, T133BL

120V Monopoint with male plug (120V) attaches to receptacle. Accepts one 120V Juno trac fixture with standard size trac adapter. 2' Coil Cord extends to 5'. 1-3/4" Clamp opening.

Line Voltage Extension Wands



TW12, TW18, TW24, TW36, TW48

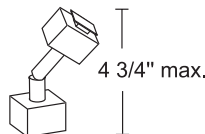
Line Voltage Extension Wands (12", 18", 24", 36", 48") -

For use with one or two circuit trac and line voltage monopoints. Accepts one 120V Juno trac fixture with standard size trac adapter. WH, BL, SL

TWS24WH, TWS24BL, TWS24SL

24" Wand with Slope Adapter. Accepts one 120V Juno trac fixture with standard size trac adapter.

Line Voltage Sloped Ceiling Adapter



T95WH, T95BL, T95SL

Sloped Ceiling Adapter. Attaches to trac, permitting Trac-Master or Vector Trac fixtures with standard size trac adapter to be hung vertically from sloped ceiling. 90° maximum adjustable.

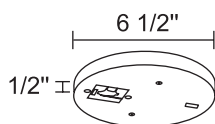
Product specifications subject to change without notice.

TRAC-MASTER®

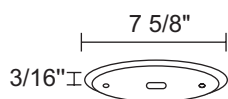
Mounting Accessories

MONOPOINTS and SPECIAL MOUNTINGS

Low Voltage Monopoint Adapters

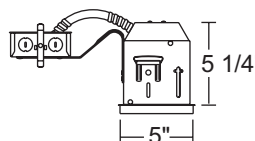


T58WH, T58BL, T58SL
Monopoint Adapter for T537, T538 or Trac-Lites R Series Low-Voltage Power Packs. Mounts directly to outlet box. Adapter is offset to accept all Power Pack styles. Power Pack latch locks in detent.

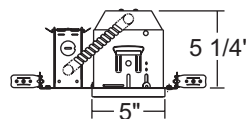


T539WH
Monopoint Low Voltage Cover. Contains integral magnetic transformer. Accepts one 12V low voltage trac spotlight directly to Juno's 6" recessed universal housings.

Low Voltage Recessed Monopoint Adapters

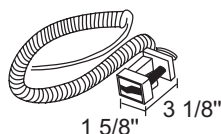


T542WH
Monopoint Power Pack (recessed) for remodel construction. TC housing. Includes 50VA-12V magnetic transformer, wiring box, canopy and thermal protector. Accepts one Juno 12V low voltage trac spotlight.



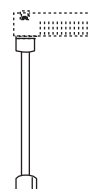
T543WH
Monopoint Power Pack (recessed) for new construction. TC housing. Includes 50VA-12V magnetic transformer, pre-wired recessed housing, canopy, adjustable bar hangers and thermal protector. Accepts one Juno 12V low voltage trac spotlight.

Low Voltage Coil - Cord Clamp-Ons



T135WH, T135BL
12V Low Voltage Monopoint attaches to T537 or T538. 2' Coil Cord extends to 5'. Accepts one Juno 12V low voltage spotlight.

Low Voltage Extension Wands



TWL12, TWL18, TWL24, TWL36, TWL48
Low Voltage Extension Wands (12", 18", 24", 36", 48") - Accepts one Juno 12V low voltage spotlight. Attaches to T537 or T538 Power Pack. WH, BL, SL

MH₂ CMH Extension Wands



TMW12, TMW18, TMW24, TMW36, TMW48
Extension Wands. Accepts one MH₂ CMH Trac fixture. Attaches to TM Series Ballast or Monopoint. WH, BL, SL

Product specifications subject to change without notice.



1300 S. Wolf Road • Des Plaines, IL 60018 • Phone (847) 827-9880 • Fax (847) 827-2925
220 Chrysler Drive • Brampton, Ontario • Canada L6S 6B6 • Phone (905) 792-7335 • Fax (905) 792-0064
Visit us at www.junolightinggroup.com

Printed in U.S.A. ©2011 Juno Lighting, LLC.