


Mounting Accessories (cont)



T-Bar Attachment Clip

Catalog # Description

R37F
R37D
R37-9-16 **NEW**

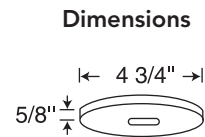
- To attach Trac to inverted tee ceiling
- Use two for 2' or 4' Trac or three for 6' or 8' Trac
- R37F T-Bar Clip is compatible with flush tile 15/16" inverted T-Bar ceiling
- R37D T-Bar Clip is compatible with drop tile 15/16" inverted T-Bar ceiling
- R37-9-16 T-Bar Clip is compatible with drop tile or flush tile 9/16" inverted T-Bar ceiling



Monopoint - Line Voltage

Catalog # Finish
R40WH White
R40BL Black
R40SL **NEW** Silver


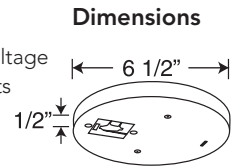
- Description**
- Accepts Juno 120V Trac fixtures
 - Mounts directly to outlet box
 - 4 3/4" dia. and 5/8" high



Monopoint - Low Voltage

Catalog # Finish
T58WH White
T58BL Black
T58SL **NEW** Silver

- Description**
- Accepts Juno 12V Trac-Lites™ low voltage trac fixtures and decorative pendants
 - Mounts directly to outlet box
 - 6 1/2" dia. and 1/2" high



Solid Rod Pendant Mounting Kit

Catalog # Finish
T56WH White
T56BL Black
T56SL **NEW** Silver

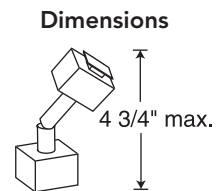
- Description**
- For 5/16" Rod
 - Attaches solid 5/16" threaded rod to Trac
 - Includes plastic cap, mounting bracket, and hardware
 - Rod not supplied



Fixture Slope Ceiling Adapter

Catalog # Finish
T95WH White
T95BL Black
T95SL **NEW** Silver

- Description**
- Attaches to trac, permitting Juno Trac-Master and Trac-Lites fixtures to be hung vertically from sloped ceiling
 - 90° maximum adjustment



Trac-Lites™

