

Juno[®]

Project: _____

Fixture Type: _____

Location: _____

Contact/Phone: _____

6" IC 600 LUMEN LED DOWNLIGHT REMODEL

IC22RLEDG4 RECESSED HOUSING



HYPERBOLIC TRIMS



PRODUCT DESCRIPTION

Dedicated LED, Air-Loc[®] remodel housing with integral light engine

- Shallow housing allows for fit in 2 x 6 construction
- IC remodel housing for remodel application where back side of ceiling is not accessible
- Installs through an opening in the ceiling from below
- Secured in place by factory installed remodel springs
- Can be completely covered with insulation
- When used with supplied ALG kit, stops infiltration and exfiltration of air, reducing heating and air cooling costs
- LED housing is designed to provide 50,000 hours of life and is compatible with many standard Juno trims
- 5 year limited warranty on LED components.

ENVIRONMENTALLY FRIENDLY, ENERGY EFFICIENT

- No harmful ultraviolet or infrared wavelengths
- No lead or mercury
- Comparable light output to 65W BR30 incandescent

PRODUCT SPECIFICATIONS

LED Light Engine LED array integrated to thermally conductive housing provides uninterrupted heat transfer to ensure long life of the LED

- Replaceable light engine mounts directly to housing and incorporates the latest generation, high lumen output LED array
- LEDs are binned within a 3-step MacAdam Ellipse exceeding ENERGY STAR[®] requirements for superior fixture to fixture color uniformity
- 2700K, 3000K, 3500K, or 4100K color temperatures available
- 90 CRI minimum.

Hyperbolic Optical System Patent pending unique hyperbolic reflector shape optimized for small, directional LED source provides unique aperture appearance with reduced brightness

- NMCTM nano mixing chamber (provided with trim) with high reflectance white finish coupled with a high transmission diffusing lens conceals the LED and integrates with the hyperbolic trim to create a low glare, efficient system producing over 600 lumens using less than 12W*.

Aesthetic Trim Selections Hyperbolic reflector available in clear Alzak[®], wheat haze, black Alzak[®] and white

- Shadow free, knife edge design blends seamlessly into ceiling
- Installs with torsion springs.

LED Driver Choice of dedicated 120 volt driver or universal voltage driver that accommodates input voltages from 120-277 volts AC at 50/60Hz

- Power factor > 0.9 at 120V input
- 120 volt only driver is dimmable with the use of most incandescent, magnetic low voltage and electronic low voltage wall box dimmers
- Universal voltage driver is dimmable with the use of most 0-10V wall box dimmers
- For a list of compatible dimmers, see [JUNOICLED-DIM](#)
- Mounted between the j-box and housing for easy access and cool operation.

Life Rated for 50,000 hours at 70% lumen maintenance.

Labels ENERGY STAR[®] Qualified when used with select trims

- Certified to the high efficacy requirements of California T24 with select trims
- UL listed for U.S. and Canada damp locations
- Union made
- UL and cUL.

Testing All reports are based on published industry procedures; field performance may differ from laboratory performance.

Product specifications subject to change without notice.

HOUSING FEATURES

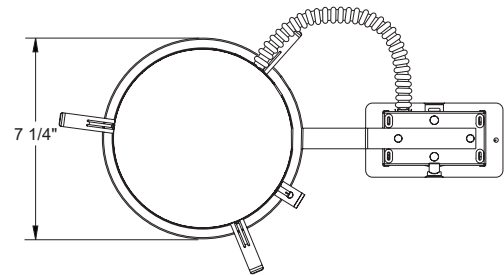
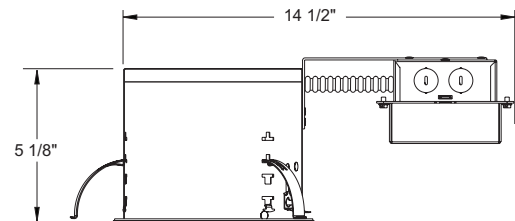
Housing Designed for use in IC (insulated ceiling) or non-IC construction

- Aluminum housing sealed for Air-Loc[®] compliance when used with ALG kit
- Remodel springs accommodate up to 1 7/8" ceiling thickness.

Junction Box Pre-wired junction box provided with (5) 1/2" knockouts, 4) knockouts for 12/2 or 14/2 NM cable and ground wire

- Knockouts equipped with pryout slots
- Quick connect electrical connectors supplied as standard for fast, secure installation.

DIMENSIONS



6 3/4" CEILING CUTOUT

ELECTRICAL DATA

Dedicated 120V Only Driver Option

120V	
Input Power	11.7W (+/-5%)
Input Current	0.10A
Frequency	50/60Hz
EMI/RFI	FCC Title 47 CFR, Part 15, Class B (residential)
Minimum starting temp	-25°C

ELECTRICAL DATA

Universal Voltage

	120V	277V
Input Power	12.5W (+/-5%)	12.6W (+/-5%)
Input Current	0.11A	0.05A
Frequency	50/60Hz	50/60Hz
EMI/RFI	FCC Title 47 CFR, Part 15, Class A (commercial)	FCC Title 47 CFR, Part 15, Class A (commercial)
Minimum starting temp	-40°C	-40°C

* Nominal input wattage @ 120-volt operation with dedicated 120-volt drive under stable operating conditions.

6" IC 600 LUMEN LED DOWNLIGHT REMODEL

IC22RLEDG4 RECESSED HOUSING


HYPERBOLIC TRIMS

ORDERING INFORMATION: Housing and trim each ordered separately.

Example: **IC22RLEDG4-3K-1**

Housing	Color Temperature	Input Voltage
IC22RLEDG4	27K 2700K 3K 3000K 35K 3500K 41K 4100K	1 Dedicated 120V Only (Forward Phase + ELV dimmable) U Universal Voltage, 120-277V (0-10V dimmable)

Example: **27HPY2-HZ-WH**

Trim/Description
 27HPY2-C-WH Clear Alzak® 27HPY2-B-WH Black Alzak® 27HPY2-W-WH White 27HPY2-HZ-WH Haze 27HPY2-WHZ-WH Wheat Haze 27HPY2-WHZ-ABZ Wheat Haze

¹ Not ENERGY STAR® Qualified or T24 certified

Trim Size: 7⁵/₈" O.D.

Trim Finish: ABZ - Classic Aged Bronze, WH - White.

Alzak is a registered trademark of Alcoa Corp.

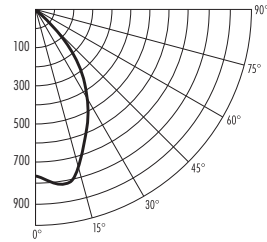
Note: In Canada when insulation is present, Type IC fixtures must be used.

PHOTOMETRIC REPORT

Test Report #: PT02141402
Catalog No: IC22LEDG4-35K
with 27HYP2-C-WH Trim
and standard nano mixing
chamber

Luminaire Spacing Criterion: 0.98

Luminaire LPW: 63



CANDLEPOWER DISTRIBUTION (Candelas)

Degrees Vertical	0°
0	776
5	810
15	752
25	550
35	253
45	53
55	0
65	0
75	0
85	0
90	0

Multiplier: 27K - 0.89
3K - 0.94
41K - 1.03

AVERAGE INITIAL FOOTCANDLES

Multiple Units (Square Array, 60'x60' room)

Ceiling 80% Wall 50% Floor 20%

Spacing	RCR1	RCR3	RCR5
4.0'	51	45	39
5.0'	33	29	25
6.0'	23	20	17
7.0'	18	16	14
8.0'	15	13	11
9.0'	11	10	9
10.0'	8	7	6

ZONAL LUMEN SUMMARY

Zone	Lumens	%Lamp	%Fixture
0-30°	535	N/A	72.3
0-40°	695	N/A	93.9
0-60°	740	N/A	100.0
0-90°	740	N/A	100.0

INITIAL FOOTCANDLES

(One Unit, 11.8W, 60.7° Beam)

Distance to Illuminated Plane (Feet)	Footcandles Beam Center	Beam Diameter
4	43.1	4.7'
6	19.2	7.0'
8	10.8	11.7'
10	6.9	16.7'

LUMINANCE (Average cd/m²)

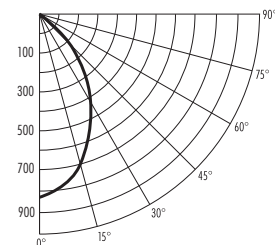
Degrees	Average Luminance
45	4105
55	0
65	0
75	0
85	0

PHOTOMETRIC REPORT

Test Report #: PT02141403
Catalog No: IC22LEDG4-35K
with 27HYP2-HZ-WH Trim
and standard nano mixing
chamber

Luminaire Spacing Criterion: 0.908

Luminaire LPW: 61



CANDLEPOWER DISTRIBUTION (Candelas)

Degrees Vertical	0°
0	838
5	822
15	705
25	528
35	255
45	55
55	0
65	0
75	0
85	0
90	0

Multiplier: 27K - 0.89
3K - 0.94
41K - 1.03

AVERAGE INITIAL FOOTCANDLES

Multiple Units (Square Array, 60'x60' room)

Ceiling 80% Wall 50% Floor 20%

Spacing	RCR1	RCR3	RCR5
4.0'	50	43	38
5.0'	32	28	24
6.0'	22	19	17
7.0'	18	16	14
8.0'	14	12	11
9.0'	11	9	8
10.0'	8	7	6

ZONAL LUMEN SUMMARY

Zone	Lumens	%Lamp	%Fixture
0-30°	514	N/A	71.2
0-40°	674	N/A	93.3
0-60°	722	N/A	100.0
0-90°	722	N/A	100.0

INITIAL FOOTCANDLES

(One Unit, 11.8W, 59.8° Beam)

Distance to Illuminated Plane (Feet)	Footcandles Beam Center	Beam Diameter
4	52.4	4.6'
6	23.3	6.9'
8	13.1	9.2'
10	8.4	11.5'

LUMINANCE (Average cd/m²)

Degrees	Average Luminance
45	4291
55	10
65	0
75	0
85	0

Fixtures tested to IES recommended standard for solid state lighting per LM-79-08. Photometric performance on a single unit represents a baseline of performance for the fixture. Results may vary in the field.



1300 S. Wolf Road • Des Plaines, IL 60018 • Phone (847) 827-9880 • Fax (847) 827-2925

220 Chrysler Drive • Brampton, Ontario • Canada L6S 6B6 • Phone (905) 792-7335 • Fax (905) 792-0064

Visit us at www.junolightinggroup.com

Printed in U.S.A. ©2014 Juno Lighting, LLC.