

Juno®

Project: _____

Fixture Type: _____

Location: _____

Contact/Phone: _____

5" IC 600 LUMEN LED DOWNLIGHT NEW CONSTRUCTION

IC20LEDG4 RECESSED HOUSING

HYPERBOLIC TRIMS



PRODUCT DESCRIPTION

Dedicated LED, Air-Loc® sealed new construction housing with integral light engine • Shallow housing allows for fit in 2 x 6 construction • Can be completely covered with insulation • Fully sealed housing stops infiltration and exfiltration of air, reducing heating and air cooling costs without the use of additional gaskets • LED housing is designed to provide 50,000 hours of life and is compatible with many standard Juno trims • 5 year limited warranty on LED components.

ENVIRONMENTALLY FRIENDLY, ENERGY EFFICIENT

- No harmful ultraviolet or infrared wavelengths
- No lead or mercury
- Comparable light output to 65W BR30 incandescent

PRODUCT SPECIFICATIONS

LED Light Engine LED array integrated to thermally conductive housing provides uninterrupted heat transfer to ensure long life of the LED

• Replaceable light engine mounts directly to housing and incorporates the latest generation, high lumen output LED array • LEDs are binned within a 3-step MacAdam Ellipse exceeding ENERGY STAR® requirements for superior fixture to fixture color uniformity • 2700K, 3000K, 3500K, or 4100K color temperatures available • 90 CRI minimum.

Hyperbolic Optical System Patent pending unique hyperbolic reflector shape optimized for small, directional LED source provides unique aperture appearance with reduced brightness • NMCT™ nano mixing chamber (provided with trim) with high reflectance white finish coupled with a high transmission diffusing lens conceals the LED and integrates with the hyperbolic trim to create a low glare, efficient system producing over 600 lumens using less than 12W*.

Aesthetic Trim Selections Patent pending hyperbolic reflector available in clear Alzak®, wheat haze, black Alzak® and white • Shadow free, knife edge design blends seamlessly into ceiling • Installs with torsion springs.

LED Driver Choice of dedicated 120 volt driver or universal voltage driver that accommodates input voltages from 120-277 volts AC at 50/60Hz • Power factor > 0.9 at 120V input • 120 volt only driver is dimmable with the use of most incandescent, magnetic low voltage and electronic low voltage wall box dimmers • Universal voltage driver is dimmable with the use of most 0-10V wall box dimmers • For a list of compatible dimmers, see [JUNOICLED-DIM](#) • Mounted between the j-box and housing for easy access and cool operation.

Life Rated for 50,000 hours at 70% lumen maintenance.

Labels ENERGY STAR® Qualified when used with select trims • Certified to the high efficacy requirements of California T24 with select trims • UL listed for U.S and Canada through-branch wiring, damp locations • Union made • UL and cUL.

Testing All reports are based on published industry procedures; field performance may differ from laboratory performance.

Product specifications subject to change without notice.

HOUSING FEATURES

Housing Designed for use in IC (insulated ceiling) or non-IC construction • Aluminum housing sealed for Air-Loc® compliance • Housing is vertically adjustable to accommodate up to a 2" ceiling thickness.

Junction Box Pre-wired junction box provided with (5) ½" and (1) ¾" knockouts, (4) knockouts for 12/2 or 14/2 NM cable and ground wire • UL listed and cUL listed for through-branch wiring, maximum 8 #12 branch circuit conductors • Junction box provided with removable access plates • Knockouts equipped with pryout slots • Quick connect electrical connectors supplied as standard for fast, secure installation.

Mounting Frame 22-gauge die-formed galvanized steel mounting frame • Rough-in section (junction box, mounting frame, housing and bar hangers) fully assembled for ease of installation.

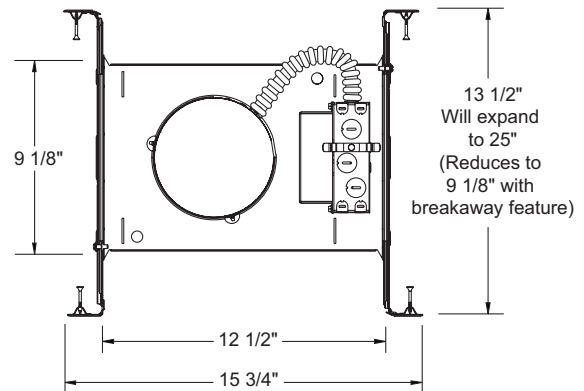
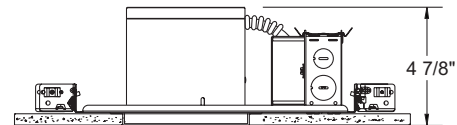
Real Nail 3 Bar Hangers Telescoping Real Nail 3® system permits quick placement of housing anywhere within 24" O.C. joists or suspended ceilings • Includes removable nail for repositioning of fixture in wood joist construction • Integral T-bar notch and clip for suspended ceilings • Design covered under Patents US5,505,419 and D552,969.

* Nominal input wattage @ 120-volt operation with dedicated 120-volt driver under stable operating conditions.

REV-8/14



DIMENSIONS



5 5/8" CEILING CUTOUT

ELECTRICAL DATA

Dedicated 120V Only Driver Option

120V	
Input Power	11.7W (+/-5%)
Input Current	0.10A
Frequency	50/60Hz
EMI/RFI	FCC Title 47 CFR, Part 15, Class B (residential)
Minimum starting temp	-25°C

ELECTRICAL DATA

Universal Voltage

	120V	277V
Input Power	12.5W (+/-5%)	12.6W (+/-5%)
Input Current	0.11A	0.05A
Frequency	50/60Hz	50/60Hz
EMI/RFI	FCC Title 47 CFR, Part 15, Class A (commercial)	FCC Title 47 CFR, Part 15, Class A (commercial)
Minimum starting temp	-40°C	-40°C

5" IC 600 LUMEN LED DOWNLIGHT NEW CONSTRUCTION IC20LEDG4 RECESSED HOUSING HYPERBOLIC TRIMS

ORDERING INFORMATION: Housing, trim and accessories each ordered separately.

Example: **IC20LEDG4-3K-1**




Housing	Color Temperature	Input Voltage
IC20LEDG4	27K 2700K 3K 3000K 35K 3500K 41K 4100K	1 Dedicated 120V Only (Forward Phase + ELV dimmable) U Universal Voltage, 120-277V (0-10V dimmable)

ACCESSORIES

Catalog No.	Description
TR5-ABZ	Trim Ring - Classic Age Bronze
TR5-BL	Trim Ring - Black
TR5-SC	Trim Ring - Satin Chrome
TR5-WH	Trim Ring - White

To order, specify catalog number.

Example: **204HYP2-HZ-WH**

Trim/Description
   204HYP2-C-WH Clear Alzak® 204HYP2-B-WH¹ Black Alzak® 204HYP2-W-WH White 204HYP2-HZ-WH Haze 204HYP2-WHZ-WH¹ Wheat Haze 204HYP2-WHZ-ABZ¹ Wheat Haze

¹ Not ENERGY STAR® Qualified or T24 certified

Trim Size: 6¼" O.D.

Trim Finish: ABZ - Classic Aged Bronze, WH - White.

Alzak is a registered trademark of Alcoa Corp.

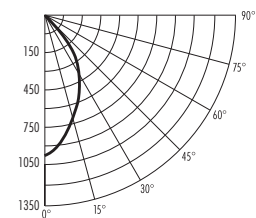
Note: In Canada when insulation is present, Type IC fixtures must be used.

PHOTOMETRIC REPORT

Test Report #: PT02141405
Catalog No: IC20LEDG4-35K
with 204HYP2-HZ-WH Trim
and standard nano mixing
chamber

Luminaire Spacing Criterion: 0.76

Luminaire LPW: 60



CANDLEPOWER DISTRIBUTION (Candelas)

Degrees Vertical	0°
0	976
5	933
15	722
25	498
35	240
45	43
55	0
65	0
75	0
85	0
90	0

Multiplier: 27K - 0.89
3K - 0.94
41K - 1.03

AVERAGE INITIAL FOOTCANDLES

Multiple Units (Square Array, 60'x60' room)

Ceiling 80% Wall 50% Floor 20%

Spacing	RCR1	RCR3	RCR5
4.0'	49	43	37
5.0'	31	27	24
6.0'	22	19	17
7.0'	18	15	13
8.0'	14	12	11
9.0'	11	9	8
10.0'	8	7	6

ZONAL LUMEN SUMMARY

Zone	Lumens	%Lamp	%Fixture
0-30°	516	N/A	73.4
0-40°	665	N/A	94.6
0-60°	703	N/A	100.0
0-90°	703	N/A	100.0

INITIAL FOOTCANDLES

(One Unit, 11.8W, 51.1° Beam)

Distance to Illuminated Plane (Feet)	Footcandles Beam Center	Beam Diameter
4	61.0	3.8'
6	27.1	5.7'
8	15.2	7.6'
10	9.8	9.6'

LUMINANCE (Average cd/m²)

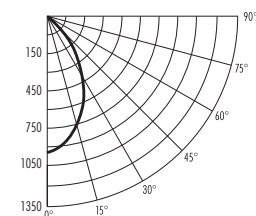
Degrees	Average Luminance
45	5726
55	0
65	0
75	0
85	0

PHOTOMETRIC REPORT

Test Report #: PT02141411
Catalog No: IC20LEDG4-35K
with 204HYP2-C-WH Trim
and standard nano mixing
chamber

Luminaire Spacing Criterion: 0.80

Luminaire LPW: 61



CANDLEPOWER DISTRIBUTION (Candelas)

Degrees Vertical	0°
0	964
5	937
15	765
25	512
35	245
45	43
55	0
65	0
75	0
85	0
90	0

Multiplier: 27K - 0.89
3K - 0.94
41K - 1.03

AVERAGE INITIAL FOOTCANDLES

Multiple Units (Square Array, 60'x60' room)

Ceiling 80% Wall 50% Floor 20%

Spacing	RCR1	RCR3	RCR5
4.0'	50	44	38
5.0'	32	28	25
6.0'	22	19	17
7.0'	18	16	14
8.0'	14	12	11
9.0'	11	10	8
10.0'	8	7	6

ZONAL LUMEN SUMMARY

Zone	Lumens	%Lamp	%Fixture
0-30°	534	N/A	73.9
0-40°	686	N/A	94.9
0-60°	723	N/A	100.0
0-90°	723	N/A	100.0

INITIAL FOOTCANDLES

(One Unit, 11.8W, 52.8° Beam)

Distance to Illuminated Plane (Feet)	Footcandles Beam Center	Beam Diameter
4	60.3	4.0'
6	26.8	6.0'
8	15.1	7.9'
10	9.6	9.9'

LUMINANCE (Average cd/m²)

Degrees	Average Luminance
45	5726
55	0
65	0
75	0
85	0

Fixtures tested to IES recommended standard for solid state lighting per LM-79-08. Photometric performance on a single unit represents a baseline of performance for the fixture. Results may vary in the field.



1300 S. Wolf Road • Des Plaines, IL 60018 • Phone (847) 827-9880 • Fax (847) 827-2925

220 Chrysler Drive • Brampton, Ontario • Canada L6S 6B6 • Phone (905) 792-7335 • Fax (905) 792-0064

Visit us at www.junolightinggroup.com

Printed in U.S.A. ©2014 Juno Lighting, LLC.