

4" MINIATURE UNIVERSAL TC HOUSING

INCANDESCENT LAMPS

TC1

Project: _____

Fixture Type: _____

Location: _____

Contact/Phone: _____

PRODUCT DESCRIPTION

TC Housing design for use in non-insulated areas • If installed where insulation is present, the insulation must be pulled back 3" from all sides of the TC housing.

PRODUCT SPECIFICATIONS

Lamp Lamp ratings based on trim selected – see reverse.

Socket Detachable medium base porcelain with nickel-plated copper screw shell.

Trims Trim selection shown on reverse.

Labels U.L. listed for through-branch wiring, damp locations and IP • Product thermally protected against improper use of lamps or insulation • Union made AFL-CIO • UL Listed/CSA certified • Trim No. 11, 12, 4101, 4102 and 4181 are wet location approved for covered ceiling applications • Trims 14, 17 are wet location approved for covered ceiling applications, **when used with outdoor rated lamps.**

Testing All reports are based on published industry procedures; field performance may differ from laboratory performance.

Product specifications subject to change without notice.

INSTALLATION

Real Nail 3 Bar Hangers Telescoping, patent-pending Real Nail 3 system permits quick placement of housing anywhere within 24" O.C. joists or suspended ceilings • Integral T-bar notch and clip secures housing in suspended ceiling grid – no accessory clips required • 24" expansion stop allows quick placement of fixture in standard grid spacing • Bars scored in two locations for fast, clean breaking, allowing housing installation in tight applications • Bars captive to mounting frame • Edge-mounted for extra strength • Captive bugle-headed ring shank nail for quick one-step installation and easy removal with claw hammer for fixture relocation • Quick-Loc slot and oversized locking set screw lock fixture in position • Bar hanger foot contoured to align to bottom of construction joist • Alternate mounting holes included.

Junction Box Pre-wired junction box provided with (5) ½" and (1) ¾" knockouts, (4) Non-metallic sheathed cable connectors and ground wire, U.L. listed/CSA certified for through-branch wiring, maximum 8 No. 12 AWG 90° C branch circuit conductors (4 in, 4 out) • Junction box provided with removable access plates • Knockouts equipped with pryout slots.

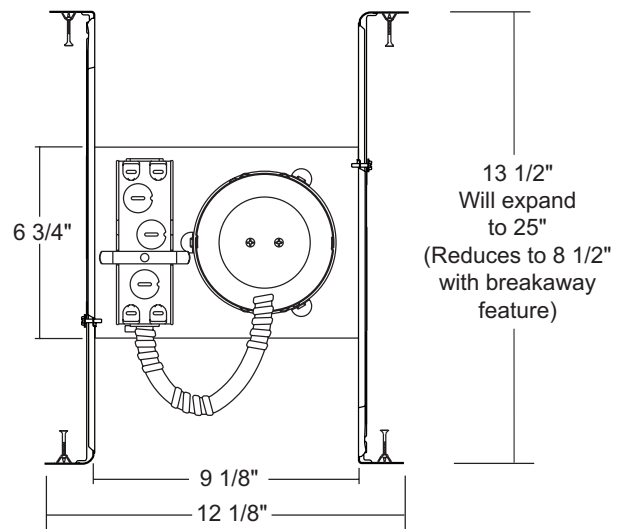
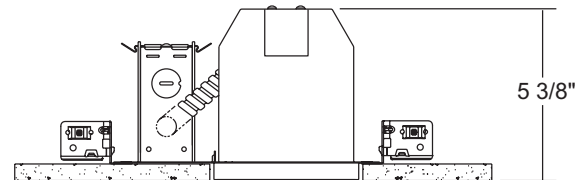
Mounting Frame 22-gauge die-formed galvanized steel mounting frame • 8" L x 6" W, (excluding bar hangers) • Rough-in section (junction box, mounting frame, housing and bar hangers) fully assembled for ease of installation.

Housing TC housing, 22-gauge galvanized steel • Housing is vertically adjustable to accommodate up to a 1 ¼" ceiling thickness.

PRODUCT CODES

Catalog Number	Input Voltage	Lamp Rating (max.)
TC1	120V	R14/R16/R20/PAR16/PAR20 (See reverse for max. trim rating)

DIMENSIONS



4 1/2" CEILING CUTOUT

ACCESSORIES

Catalog No.	Description
4TSA	Torsion Spring Adapter (for original style housing)
GU10-WHIP	GU10 Socket Whip



























To order, specify catalog number.

4" MINIATURE UNIVERSAL TC HOUSING

INCANDESCENT LAMPS

TC1

TRIMS/LAMPS

	Cat. No.	Description	Max. Lamp Rating		Cat. No.	Description	Max. Lamp Rating	
	13-WH	2" Pinhole with Integral Shield	50W PAR20/R20		16-WH	Scoop Wall Wash with higher inner shield	25W R14/40W R16 intermediate screw base	
	14B-WH ◆◆	Black Baffle	50W PAR20/R20		446-WH	Scoop Adjustable	50W MR16, PAR16, ES16 GU10 (Requires GU10-WHIP)	
	14B-SC ◆◆	Black Baffle						
	14B-ABZ ◆◆	Black Baffle						
	14B-BL ◆◆	Black Baffle						
	14W-WH ◆◆	White Baffle						
	17C-WH ◆◆	Cone - Clear Alzak®	50W PAR20/R20		4101-WH ◆	Beveled Dome Shower	50W PAR/R20	
	17G-WH ◆◆	Cone - Gold Alzak®			4101-SC ◆	Beveled Dome Shower	50W PAR/R20	
	17B-WH ◆◆	Cone - Black Alzak®			4101-ABZ ◆	Beveled Dome Shower		
	17PT-SC ◆◆	Cone - Pewter Alzak®				4102-WH ◆	Beveled Shower	50W PAR/R20
	17W-WH ◆◆	Cone - Gloss White				4102-SC ◆	Beveled Shower	
	17HZ-WH ◆◆	Cone - Haze				4102-ABZ ◆	Beveled Shower	
	17WHZ-WH ◆◆	Cone - Wheat Haze				4103FROST-WH	Beveled Cylinder	50W PAR/R20
	17WHZ-ABZ ◆◆	Cone - Wheat Haze			4103FROST-SC	Beveled Cylinder		
	10-WH	Push-In Flush Gimbal Ring	50W PAR20/ 75W ES20 GU10		4104HZ-SC	Beveled Cone	50W PAR/R20	
	10-BL	Push-In Flush Gimbal Ring	(Requires GU10-WHIP)		4104WHZ-ABZ	Beveled Cone		
	10-SC	Push-In Flush Gimbal Ring						
	10-ABZ	Push-In Flush Gimbal Ring						
	18-WH	Mini Eyeball		60W PAR16		4150MESH-SC	Cylinder	50W PAR/R20
	18-SC	Mini Eyeball			4180FROST	Solid Glass Collar (torsion spring attachment)	50W PAR/R20	
	19-WH	Mini Eyeball	25W R14/40W R16 intermediate screw base		4181CLEAR ◆	All Glass Shower (torsion spring attachment)	50W PAR/R20	
	440-WH	Flush Gimbal Ring	50W MR16, PAR16, ES16 GU10					
	440-BL	Flush Gimbal Ring	(Requires GU10-WHIP)					
	440-SC	Flush Gimbal Ring						
	440-ABZ	Flush Gimbal Ring (New tighter gap, uses 2" optical media)						
	445-WH	Slot Aperture Downlight or Adjustable		50W MR16, PAR16, ES16 GU10 (Requires GU10-WHIP)				
	448-WH	Eyeball with Black Baffle	50W MR16, PAR16, ES16 GU10					
	448-SC	Eyeball with Black Baffle	(Requires GU10-WHIP)					
	11-WH ◆	Drop Opal	50W PAR20/R20					
	12W-WH ◆	Shower Trim, frosted perimeter lens	50W PAR20/R20					
	12W-SC ◆	Shower Trim, frosted perimeter lens						
	12W-ABZ ◆	Shower Trim, frosted perimeter lens						

Trim Size: 5" O.D.

Trim Finish: ABZ - Classic Aged Bronze, BL - Black, GP - Graphite, PW - Plastic White (Polycarbonate material shower trim), SC - Satin Chrome, SL - Silver, WH - White.

Alzak is a registered trademark of Alcoa Corp.

Note: In Canada when insulation is present, Type IC fixtures must be used.

◆ UL Listed for use in wet location.

◆◆ UL Listed for use in wet location with outdoor rated lamp.



1300 S. Wolf Road • Des Plaines, IL 60018 • Phone (847) 827-9880 • Fax (847) 827-2925
 220 Chrysler Drive • Brampton, Ontario • Canada L6S 6B6 • Phone (905) 792-7335 • Fax (905) 792-0064
 Visit us at www.junolightinggroup.com

Printed in U.S.A. ©2009 Juno Lighting, LLC.