



Project: \_\_\_\_\_

Fixture Type: \_\_\_\_\_

Location: \_\_\_\_\_

Contact/Phone: \_\_\_\_\_

# 4" VERTICAL IC COMPACT FLUORESCENT HOUSING

## 26W COMPACT FLUORESCENT LAMP ICPL426E, ICPL426EN

### PRODUCT DESCRIPTION

ICPL Energy Star, Air-Loc® new construction housing • Can be completely covered with insulation • Energy efficient sealed housing does not require separate ALG gasket • Air-Loc housing stops infiltration and exfiltration of air, reducing heating and cooling costs • Easy access ballast • 2 year warranty.

### PRODUCT SPECIFICATIONS

**Lamp** One 26W triple tube (4-pin) CFL lamp.

**Socket** Fixed mounted socket attaches to top of housing.

**Ballast** 120V HPF or NPF Rapid Start Electronic with end-of-life lamp protection • Optional dimming ballast available • UL listed/CSA certified • Mounted inside housing on a removable J-box cover for ease of maintenance.

**Trims** Trim selection shown on reverse. Trim gasket provided with housing.

**Labels** Energy Star qualified • UL listed for through-branch wiring and damp locations • Meets Washington State Air Tight Requirements, IECC • Complies with FCC Part 18 consumer use limits • Product mechanically protected against improper use of lamps • Union made • UL and C-UL Listed • Complies with California's Title 24 energy code • Trims 11, 12, 4101 and 4102 are wet location approved for covered ceiling applications.

**Testing** All reports are based on published industry procedures; field performance may differ from laboratory performance.

Product specifications subject to change without notice.

### INSTALLATION

**Real Nail® 3 Bar Hangers** Telescoping, patented Real Nail® 3 system permits quick placement of housing anywhere within 24" O.C. joists or suspended ceilings • Integral T-bar notch and clip secures housing in suspended ceiling grid – no accessory clips required • 24" expansion stop allows quick placement of fixture in standard grid spacing • Bars scored in two locations for fast, clean breaking, allowing housing installation in tight applications • Bar hangers may be repositioned 90° • Bars captive to mounting frame • Edge-mounted for extra strength • Captive bugle-headed ring shank nail for quick one-step installation and easy removal with claw hammer for fixture relocation • Quick-Loc slot and oversized locking set screw lock fixture in position • Bar hanger foot contoured to align to bottom of construction joist • Alternate mounting holes included.

**Junction Box** Pre-wired junction box provided with (6) 1/2" and (1) 3/4" knockouts, (4) Non-metallic sheathed cable connectors and ground wire, UL and C-UL Listed for through-branch wiring, maximum (6) No. 12 AWG 90° C branch circuit conductors (3 in, 3 out) • Junction box provided with removable access plate • Knockouts equipped with pryout slots.

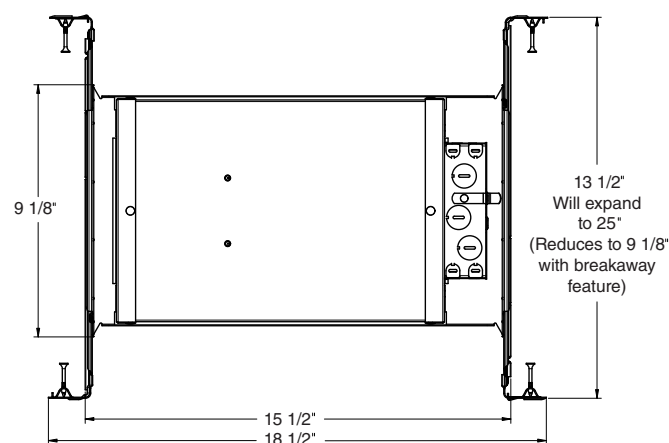
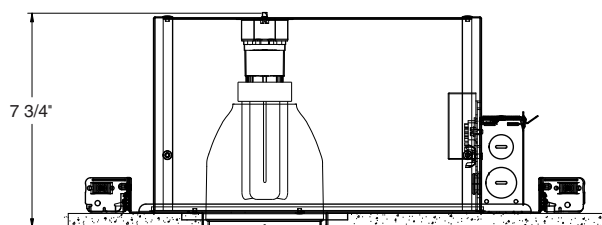
**Mounting Frame** 22-gauge die-formed galvanized steel mounting frame • Rough-in section (junction box, mounting frame, housing, ballast and bar hangers) fully assembled for ease of installation.

**Housing** Air-Loc IC housing, .032" aluminum • Access door for junction box accessibility • Removable inner housing is vertically adjustable to accommodate up to a 1" ceiling thickness.



DIMENSIONS

AIR-LOC



4 1/2" CEILING CUTOUT

### PRODUCT CODES









































































Catalog Number	Input Voltage	Lamp Rating (max.)	Ballast
ICPL426E	120V	26W Triple Tube (4-pin) CFL	HPF
ICPL426EN	120V	26W Triple Tube (4-pin) CFL	NPF
ICPL426EN-DB120	120V	26W Triple Tube (4-pin) CFL	NPF

This product is Energy Star qualified and T24 compliant

# 4" VERTICAL IC COMPACT FLUORESCENT HOUSING

## 26W COMPACT FLUORESCENT LAMP ICPL426E, ICPL426EN


### TRIMS/LAMPS

 Cat. No.	Description	Max. Lamp Rating	 Cat. No.	Description	Max. Lamp Rating						
  <b>11-WH</b> ◆	Drop Opal	26W Triple Tube (4-pin) CFL lamp	  <b>4101-WH</b> ◆	Beveled Dome Shower	26W Triple Tube (4-pin) CFL lamp						
  <b>13-WH</b>	2" Pinhole with Integral Shield	26W Triple Tube (4-pin) CFL lamp	  <b>4101-SC</b> ◆	Beveled Dome Shower	26W Triple Tube (4-pin) CFL lamp						
  <b>14B-WH</b>	Black Baffle	26W Triple Tube (4-pin) CFL lamp	  <b>4101-ABZ</b> ◆	Beveled Dome Shower	26W Triple Tube (4-pin) CFL lamp						
  <b>14B-SC</b>	Black Baffle		  <b>4102-WH</b> ◆	Beveled Shower							
  <b>14B-ABZ</b>	Black Baffle		  <b>4102-SC</b> ◆	Beveled Shower							
  <b>14B-BL</b>	Black Baffle		  <b>4102-ABZ</b> ◆	Beveled Shower							
  <b>14W-WH</b>	White Baffle	  <b>4103FROST-WH</b>	  <b>4103FROST-SC</b>	Beveled Cylinder	26W Triple Tube (4-pin) CFL lamp						
  <b>17CLI-WH</b>	Cone - Clear Low Iridescent Alzak®			  <b>4104HZ-SC</b>		  <b>4104WHZ-ABZ</b>	Beveled Cone				
  <b>17G-WH</b>	Cone - Gold Alzak®						  <b>4104WHZ-SC</b>	  <b>4150MESH-SC</b>	Beveled Cone		
  <b>17B-WH</b>	Cone - Black Alzak®								26W Triple Tube (4-pin) CFL lamp	Cylinder	26W Triple Tube (4-pin) CFL lamp
  <b>17PT-SC</b>	Cone - Pewter Alzak®										
  <b>17W-WH</b>	Cone - Gloss White										
  <b>17HZ-WH</b>	Cone - Haze										
  <b>17WHZ-WH</b>	Cone - Wheat Haze										
  <b>17WHZ-ABZ</b>	Cone - Wheat Haze										
  <b>17OCLI-WH</b>	Cone - Clear Low Iridescent Alzak®	26W Triple Tube (4-pin) CFL lamp									
  <b>17OHZ-WH</b>	Cone - Haze										
  <b>17OWHZ-WH</b>	Cone - Wheat Haze Optimized for CFL										
  <b>140B-WH</b>	Black Baffle	26W Triple Tube (4-pin) CFL lamp									
  <b>140W-WH</b>	White Baffle Optimized for CFL										
  <b>12W-WH</b> ◆	Shower Trim, frosted perimter lens	26W Triple Tube (4-pin) CFL lamp									
  <b>12W-SC</b> ◆	Shower Trim, frosted perimter lens										
  <b>12W-ABZ</b> ◆	Shower Trim, frosted perimter lens										

Trim Size: 5" O.D.

Trim Finish: ABZ - Classic Aged Bronze, BL -Black, SC - Satin Chrome, WH - White.  
Alzak is a registered trademark of Alcoa Corp.

Note: In Canada when insulation is present, Type IC fixtures must be used.

 JUNO IC housings meet IECC Energy Code requirements per ASTM E283.  
Air-Loc® rated trims are pre-gasketed for minimum air leakage with IC housings.

◆ UL Listed for use in wet location.