

DATE: _____ LOCATION: _____
 TYPE: _____ PROJECT: _____
 CATALOG #: _____

GEOPAK Series 1

SIZE 1 - TRP1/QSP1/RD11

FEATURES

- GeoPak Series consists of three compact Geometric wall-pack shapes in four popular finishes
- 24 mid-power LEDs create 3115 lumens in AC and 1628 lumens in emergency mode
- Environmentally friendly, long-life Lithium Iron Phosphate battery
- Standard Battery Temperature Range: 0°C to 40°C, Optional Heater: -30°C to 40°C
- Zero uplight distributions



RELATED PRODUCTS

- [RD12 GeoPak](#)
 [TRP2 GeoPak](#)
 [QSP2 GeoPak](#)



SPECIFICATIONS

CONSTRUCTION

- Housing is made from die-cast aluminum with a hinged back-plate for ease of installation and maintenance
- Powder paint finish provides durability in outdoor environments. Tested to meet 1000 hour salt spray rating.
- Wet Location Listed to UL924 and UL1598 Standard

OPTICS

- 24 mid power LEDs delivering up to 3,000 lumens
- Up to 118 lumens per watt
- Type III and IV distributions for a wide variety of applications
- Zero uplight (UO), dark sky, neighbor friendly

INSTALLATION

- Universal plate for mounting to standard 3 1/2" and 4" square electrical boxes. All connections are made from connections at the rear of the unit
- Optional back-box accessory available for surface conduit application.

ELECTRICAL

- 120-277 and 347-480V operation, 50/60Hz
- 0-10V dimming driver standard. Dimming leads are extended from the product.
- 10kA surge protector
- Photocell and occupancy sensor options available for complete on/off and dimming control
- Intergral Battery Backup provides emergency lighting for the required 90 minute path of egress
- Includes a long-life Lithium Iron Phosphate battery with optional battery heater for cold temperature application
- Ambient operating temperature -40°C to 40°C
- Button photocontrol is suitable for 120-277V operation
- Please consult brand or sales representative when combining control and electrical options as some combinations may not operate as anticipated depending on your application.

CERTIFICATIONS

- Drivers IP66 and RoHS compliant
- Listed to UL1598 and CSAC22.2.#250.0-24 for wet location

WARRANTY

- 5 year limited warranty
- See [HLI Standard Warranty](#) for additional information

KEY DATA	
Lumen Range	1720-2896
Wattage Range	15-25
Efficacy Range (LPW)	107-131
Weights lbs. (kg)	10.5-11.5 (4.8-5.2)

GEOPAK SERIES 1

SIZE 1 - TRP1/QSP1/RD11

ORDERING GUIDE

Example: TRP2-24L30-3K7-2-UNV-DBT

CATALOG # _____

ORDERING INFORMATION

Series	# LEDs	Wattage	CCT/CRI	Distribution	Voltage
TRP1 Trapezoid	24L 24 LEDs	15 15 watts	3K7 3000K, 70 CRI	3 TYPE III	UNV 120-277V
RD11 Radius		20 20 watts	4K7 4000K, 70 CRI	4W TYPE IV	120 120V
QSP1 Qtr-sphere		25 25 watts	5K7 5000K, 70 CRI		208 208V
			3K8 3000K, 80 CRI		240 240V
			4K8 4000K, 80 CRI		277 277V
			5K8 5000K, 80 CRI		347 347V
					480 480V

Color	Control Options Network	Options
BLT Black Matte Textured	PC Button Photocontrol	F ⁴ Fusing (only available with STD fixture configuration, 120-277V only)
BLS Black Gloss Smooth	SCP ^{2,3} Programmable occupancy sensor, factory default is 10% light output	E ¹ Battery pack (0°C)
DBT Dark Bronze Matte Textured	Spec SCP/SCO & SWPM Mount Height	EH ¹ Battery pack (-30°C) with heater
DBS Dark Brone Gloss Smooth	-8F Up to 8ft mount height	
GTT Graphite Matte Textured	-20F Up to 20ft mount height	
LGS Light Grey Gloss Smooth		
PSS Platinum Silver Smooth		
WHT White Matte Textured		
WHS White Gloss Smooth		
VGTT Verde Green Textured		
Color Option		
CC Custom Color		

Notes:

- 1 Voltage specific (120 or 277V only)
- 2 Must order minimum of one remote control to program dimming settings, 0-10V fully adjustable dimming with automatic daylight calibration and different time delay settings, 120-277V only
- 3 PCU option not applicable, included in sensor
- 4 Must specify input voltage (120, 208, 240 or 277)

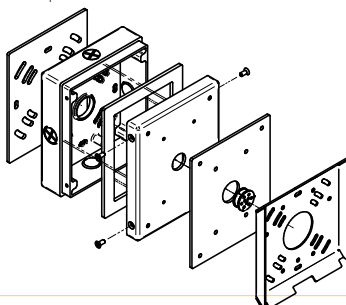
ACCESSORIES (ORDERED SEPARATELY)

Catalog Number	Description
<input type="checkbox"/> SCP-REMOTE*	Remote control for SCP option. Order at least one per
<input type="checkbox"/> WP-BB-XXX	Accessory for conduit entry, replace "xxx" with color option

Notes:

- * Must order minimum of one remote control to program dimming settings, 0-10V fully adjustable dimming with automatic daylight calibration and different time delay settings.

WB-BB Wallpack Back Box



GEOPAK SERIES 1

SIZE 1 - TRP1/QSP1/RD11

PERFORMANCE DATA

Description	Drive Current	System Watts	Dist. Type	5K (5000K NOMINAL 70 CRI)					4K (4000K NOMINAL 70 CRI)					3K (3000K NOMINAL 80 CRI)				
				Lumens	LPW	B	U	G	Lumens	LPW	B	U	G	Lumens	LPW	B	U	G
24L	350 mA	15	3	1888	127	0	0	1	1879	126	0	0	1	1807	121	0	0	1
	350 mA	15	4W	1797	121	0	0	1	1789	120	0	0	1	1720	115	0	0	1
	500 mA	20	3	2607	131	1	0	1	2594	130	1	0	1	2495	125	1	0	1
	500 mA	20	4W	2481	125	1	0	1	2469	124	1	0	1	2374	119	1	0	1
	600 mA	25	3	2896	113	1	0	1	2884	112	1	0	1	2773	110	1	0	1
	600 mA	25	4W	2756	107	1	0	1	2754	107	1	0	1	2640	108	1	0	1

ELECTRICAL DATA

INPUT POWER CONSUMPTION

System Watts	Input Voltage (V)	System Power (W)	Current (Amps)
15W	120	14.9	0.125
	277		0.053
	347		0.043
	480		0.031
20W	120	20.6	0.172
	277		0.074
	347		0.059
	480		0.043
25W	120	25.3	0.216
	277		0.091
	347		0.073
	480		0.053

Battery backup units consume additional power during charging (maximum 32.2 watts for E, 50.7 watts for EH)

INPUT POWER CONSUMPTION

Ambient Temperature	OPERATING HOURS					
	0	25,000	50,000	TM-21-11* L96 60,000	100,000	L70 (Hours)
25C	1	0.97	0.95	0.94	0.91	4,25,000
40C	0.99	0.96	0.94	0.93	0.9	3,70,000

LUMINAIRE AMBIENT TEMPERATURE FACTOR (LATF)

Ambient Temperature	Lumen Multiplier	
0C	32F	1.03
10C	50F	1.01
20C	68F	1
25C	77F	1
30C	86F	0.99
40C	104F	0.98

Use these factors to determine relative lumen output for average ambient temperatures from 0-40°C (32-104°F).

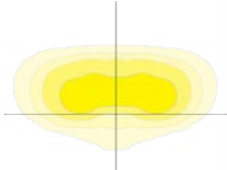
GEOPAK SERIES 1

SIZE 1 - TRP1/QSP1/RD1

PHOTOMETRY

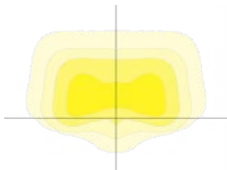
The following diagrams represent the general distribution options offered for this product. For detailed information on specific product configurations, see [website photometric test reports](#).

Type III



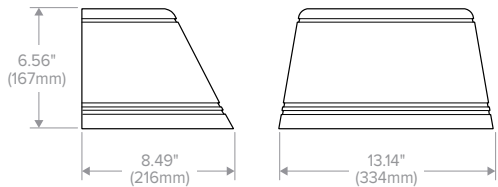
Mounting Height: 10'

Type IV (Forward throw)

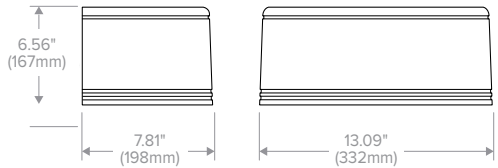


Mounting Height: 10'

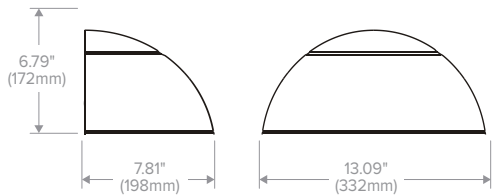
DIMENSIONS



Trapezoid
(TRP1)



Round
(RD1)



Quartersphere
(QSP1)

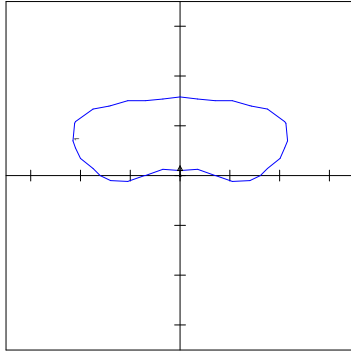
GEOPAK SERIES 1

SIZE 1 - TRP1/QSP1/RD11

ADDITIONAL INFORMATION

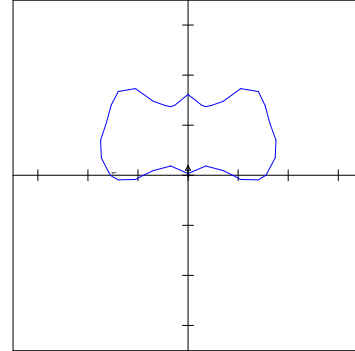
GEOPAK - BATTERY BACK UP

Type 3 Emergency Mode



13W battery when powered covers 20' throw to either side of fixture and 15' throw forward at a 10' mounting height.

Type 4 Emergency Mode



13W battery when powered covers 18' throw to either side of fixture and 15' throw forward at a 10' mounting height.

Provides Life Safety Code average illuminance of 1.0 fc. Assumes open space with no obstructions.

Diagrams for illustration purposes only, please consult factory for application layout.

USE OF TRADEMARKS AND TRADE NAMES

All product and company names, logos and product identifies are trademarks [™] or registered trademarks [®] of Hubbell Lighting, Inc. or their respective owners. Use of them does not necessarily imply any affiliation with or endorsement by such respective owners.