

DATE: _____ LOCATION: _____
 TYPE: _____ PROJECT: _____
 CATALOG #: _____

AIRO Micro Strike

AREA/SITE/ROAD LIGHTER

FEATURES

- Compact sleek design with multiple LED configurations and simple installation
- The Airo includes a universal mounting block for easy pole installation or mast arm option for 2-3/8 ft OD roadway brackets
- Capable of replacing up to 1000w HID luminaires
- Micro Strike optical distributions of Type 2, 3, 4W or 5QW
- Tool-less entry option for easy installation and maintenance
- 1.5G rated for high vibration applications including bridges and overpasses



CONTROL TECHNOLOGY



SPECIFICATIONS

CONSTRUCTION

- Die-cast housing with hidden vertical heat fins that are optimal for heat dissipation while keeping a clean smooth outer surface
- Corrosion resistant, die-cast aluminum housing with powder coat paint finish
- Separate optical and electrical compartment for improved thermal management and optimum component operation
- TGIC thermoset polyester powder paint finish applied at nominal 2.5 mil thickness

OPTICS

- Entire optical aperture illuminates to create a larger luminous surface area resulting in a low glare appearance without sacrificing optical performance
- Premium engineered individual acrylic lenses deliver IES Type 2, 3, 4W and 5QW distributions
- Lens distributions are field rotatable (in 90° increments) or exchangeable for job site fine-tuning
- 3000K, 4000K, or 5000K (70 CRI) CCT
- 80, 160, or 320 midpower LEDs
- 3000K, 4000K or 5000K (70 CRI) CCT
- Zero uplight at 0 degrees of tilt
- Field rotatable optics

INSTALLATION

- Tool-less entry to wiring/driver compartment optional
- Universal mounting block works with #2 drill pattern
- Fixture ships with slotted mounting block to accommodate wide range of drill patterns for easy retrofit opportunities
- Mast arm fitter accessory or option available for 2-3/8" OD brackets with vertical tilt of +3°, 0° or -3°

ELECTRICAL

- Universal 120-277 VAC or 347-480 VAC input voltage, 50/60 Hz
- Ambient operating temperature -40° C to 40° C
- Drivers have greater than 90% power factor and less than 20% THD
- LED drivers have output power over-voltage, over-current protection and short circuit protection with auto recovery
- Field replaceable surge protection device provides 20KA and 10KV protection meeting ANSI/IEEE C62.41.2 Category C High and Surge Location Category C3; Automatically takes fixture off-line for protection when device is consumed

CONTROLS

- Photo control, occupancy sensor and wireless available for complete on/off and dimming control
- 7-pin ANSI C136.41-2013 photocontrol receptacle option available for twist lock photocontrols or wireless control modules (control accessories sold separately)
- Dimming Drivers are standard and dimming leads are extended out of the luminaire unless control options require connection to the dimming leads. Must specify if wiring leads are to be greater than the 6
- SiteSync™ wireless control system is available via 7-pin See ordering information and details at: www.hubbellighting.com/sitesync
- NX Distributed Intelligence™ available with in fixture wireless control module, features dimming and occupancy sensor



RELATED PRODUCTS

- [RAR1 Ratio](#)
- [RAR2 Ratio](#)
- [Cimarron LED](#)

CONTROLS (CONTINUED)

- wiSCAPE® available with in fixture wireless control module, features dimming and occupancy sensor via 7-pin
- Please consult brand or sales representative when combining control and electrical options as some combinations may not operate as anticipated depending on your application

CERTIFICATIONS

- Listed to UL1598 and CSA C22.2#250.0-24 for wet locations and 40°C ambient temperatures
- DLC (DesignLights Consortium Qualified), with some Premium Qualified configurations. Please refer to the DLC website for specific product qualifications at www.designlights.org
- 1.5G rated for ANSI C136.31 high vibration applications
- IP65 optical assembly
- Meets IDA recommendations using 3K CCT configuration at 0 degrees of tilt
- This product qualifies as a "designated country construction material" per FAR 52.225-11 Buy American-Construction Materials under Trade Agreements effective 04/23/2020. See [Buy American Solutions](#)

WARRANTY

- 5 Year warranty
- See [HLI Standard Warranty](#) for additional information

KEY DATA	
Lumen Range	3,200–36,000
Wattage Range	25–255
Efficacy Range (LPW)	118–148
Weight lbs. (kg)	14.5–17.5 (6.6–8.0)

AIRO Micro Strike

AREA/SITE/ROAD LIGHTER

ORDERING GUIDE

Example: ASL1-80L-50-3K7-2-UNV-ASQU-BLT-7PRMD-40F

CATALOG #

ORDERING INFORMATION

Series	# LEDs	CCT/CRI	Distribution	Rotation/Orientation	Voltage	Mounting
ASL1 ASL Microstrike Series	80L-25 3,000 lm	3K7 3000K, 70 CRI	2 Type II	L Optic rotation left	UNV Universal 120-277V	ASQU Arm Square w/ Universal Mount
	80L-39 4,500 lm	4K7 4000K, 70 CRI	3 Type III	R Optic rotation right	120 120V	A3 AS with 3.5-4.13" OD RPA3 & UM
	80L-50 6,000 lm	5K7 5000K, 70 CRI	4W Type 4W		208 208V	A4 AS with 4.18-5.25" OD RPA4 & U
	160L-70 9,000 lm		5QW Type 5QW		240 240V	A5 AS with 5.5-6.5" OD RPA5 & UM
	160L-100 12,000 lm				277 277V	MAF Mast Arm Fitter for 2-3/8" OD
	160L-115 15,000 lm				347 347V	
	160L-135 18,000 lm				480 480V	
ASL2 ASL Microstrike Series	320L-145 21,000 lm					
	320L-170 24,000 lm					
	320L-185 27,000 lm					
	320L-210 30,000 lm					
	320L-235 33,000 lm					
	320L-255 35,000 lm					

Control Options Network	Options	Color
SWP^{1,2} SiteSync pre-commissioned	F³ Fusing	BLT Black Matte Textured
SWPM^{1,2} SiteSync wireless pre-commissioned w/ motion detection	BC Backlight Control	BLS Black Gloss Smooth
NXSPW14F¹ NX Wireless, PIR Occupancy Sensor, Dimming Daylight Harvesting, 14' (use white for WH, black for DB, GT, TT, gray for LG, PS)	TB⁴ Terminal Block	DBT Dark Bronze Matte Textured
NXSPW30F¹ NX Wireless, PIR Occupancy Sensor, Dimming Daylight Harvesting, 30' (use white for WH, black for DB, GT, TT, gray for LG, PS)	TE Toolless Entry	DBS Dark Bronze Gloss Smooth
NXSP14F¹ NX, PIR Occupancy Sensor, Dimming Daylight Harvesting, 14' (use white for WH, black for DB, GT, TT, gray for LG, PS)	SSF Stainless Steel Fasteners	GTT Graphite Matte Textured
NXSP30F¹ NX, PIR Occupancy Sensor, Dimming Daylight Harvesting, 30' (use white for WH, black for DB, GT, TT, gray for LG, PS)		LGS Light Grey Gloss Smooth
NXWE¹ NX Wireless Enabled (module + radio)		LGT Light Grey Matte Textured
Stand Alone Sensors		PSS Platinum Silver Smooth
SCP-8F^{5,6} Remote control programmable line voltage sensor		WHT White Matte Textured
SCP-40F^{5,6} Remote control programmable line voltage sensor		WHS White Gloss Smooth
Control Options Other		VGT Verde Green Textured
7PR 7 Pin Receptacle		Color Option
7PR-SC 7 Pin Receptacle with shorting cap		CC Custom Color
7PR-MD8F 7 pin receptacle with low voltage sensor at 8' mounting for external control accessory		
7PR-MD40F 7 pin receptacle with low voltage sensor at 40' mounting for external control accessory		
7PR-TL 7 Pin Receptacle with Photocontrol		
ADD AutoDim timer based dimming		
ADT AutoDim time of day dimming		
Sensors		
BTS_F Bluetooth Programmable, PIR Occupancy/Daylight Sensor, 360° lens ⁷		
BTSO_F Bluetooth Programmable, PIR Occupancy/Daylight Sensor, 360° lens, up to 12' mounting height ⁸		

Notes:

- Not compatible with 80L configurations
- Not compatible with 480V configurations
- Must specify voltage
- Not available with a combination or 347/480 and fusing
- Must specify voltage, 120V or 277V only
- Order at least one SPC-REMOTE per project location to program and control the occupancy sensor
- Replace "_" with "14" for up to 14' mounting height, "40F" for 15-40' mounting height
- Replace "_" with "12" for up to 12' mounting height

AIRO Micro Strike

AREA/SITE/ROAD LIGHTER

CONTROL ACCESSORIES (ORDERED SEPARATELY)

Catalog Number	Description
<input type="checkbox"/> SCP-Remote	Remote Control for SCP/_F option. Order at least one per project to program and control the occupancy sensor
<input type="checkbox"/> SWUSB	SiteSync™ Software on USB
<input type="checkbox"/> SWTAB	SiteSync™ Windows Tablet
<input type="checkbox"/> SWBRG	SiteSync™ Wireless Bridge Node
<input type="checkbox"/> SWFC	SiteSync™ Field Commission Serve
<input type="checkbox"/> SW7PR	SiteSync™ on fixture module via 7PR
<input type="checkbox"/> WIR-RME-L	wiSCAPE External Fixture Module
<input type="checkbox"/> NXOFM-1R1D-UNV	NX Wireless, Daylight Harvesting, BLE, 7 pin twisted lock

Notes:

- * When ordering SiteSync at least one of these two interface options must be ordered per project
- + Available as a SiteSync retrofit solution for fixtures with an existing 7pin receptacle

ACCESSORIES (ORDERED SEPARATELY)

Catalog Number	Description
<input type="checkbox"/> ASL1-HSS-90-B-XXX ¹	House Side Shield Back 90 deg
<input type="checkbox"/> ASL1-HSS-90-F-XXX ¹	House Side Shield Front 90 deg
<input type="checkbox"/> ASL1-HSS-90-S-XXX ¹	House Side Shield Side 90 deg
<input type="checkbox"/> ASL1-HSS-270-BSS-XXX ¹	House Side Shield Back, Side & Side 270 deg
<input type="checkbox"/> ASL1-HSS-270-FSS-XXX ¹	House Side Shield Front, Side & Side 270 deg
<input type="checkbox"/> ASL1-HSS-270-FSB-XXX ¹	House Side Shield Front, Side & Back 270 deg
<input type="checkbox"/> ASL1-HSS-360-XXX ¹	House Side Shield 360 deg
<input type="checkbox"/> ASL2-HSS-90-B-XXX ¹	House Side Shield Back 90 deg
<input type="checkbox"/> ASL2-HSS-90-F-XXX ¹	House Side Shield Front 90 deg
<input type="checkbox"/> ASL2-HSS-90-S-XXX ¹	House Side Shield Side 90 deg
<input type="checkbox"/> ASL2-HSS-270-BSS-XXX ¹	House Side Shield Back, Side & Side 270 deg
<input type="checkbox"/> ASL2-HSS-270-FSS-XXX ¹	House Side Shield Front, Side & Side 270 deg
<input type="checkbox"/> ASL2-HSS-270-FSB-XXX ¹	House Side Shield Front, Side & Back 270 deg
<input type="checkbox"/> ASL2-HSS-360-XXX ¹	House Side Shield 360 deg
<input type="checkbox"/> ASL-MAF	Mast arm kit with wildlife shield for mounting on 2 3/8" OD arms
<input type="checkbox"/> SETA-XX ¹	Square pole tenon adapter (4 at 90 degrees) (2 3/8" OD tenon)
<input type="checkbox"/> RETA-XX ¹	Round pole tenon adapter (4 at 90 degrees) (2 3/8" OD tenon), requires CL1S-RPA4-ACC-XX for each luminaire
<input type="checkbox"/> RARBC80L	Backlight Control 80L
<input type="checkbox"/> RARBC160L	Backlight Control 160L
<input type="checkbox"/> RARBC320L	Backlight Control 320L
<input type="checkbox"/> RARBC480L	Backlight Control 480L
<input type="checkbox"/> CL1S-RPA4-ACC-XX ¹	Round Pole Adapter (* denotes pole diameter; 3 = 3 1/4" - 3 3/4"; 4* = 3 7/8" - 6")
<input type="checkbox"/> ASL-ARMMTG-XX ¹	Arm mounting kit for side of pole attachment
<input type="checkbox"/> WB-AREA-XX ¹	Wall bracket, Compatible with standard arm mount option
<input type="checkbox"/> ASL-MAF	Mast arm kit with wildlife shield for mounting on 2 3/8" OD arms

¹ Replace XX or XXX with color choice, eg.: DB for Dark Bronze or BLT for Black Matte Textured

AIRO Micro Strike

AREA/SITE/ROAD LIGHTER

PERFORMANCE DATA

Description	Nominal Wattage	System Watts	Dist. Type	5K (5000K NOMINAL 70 CRI)					4K (4000K NOMINAL 70 CRI)					3K (3000K NOMINAL 70 CRI)				
				Lumens	LPW ¹	B	U	G	Lumens	LPW ¹	B	U	G	Lumens	LPW ¹	B	U	G
ASL1	25	25.4	2	3430	135	2	0	2	3413	134	2	0	2	3225	127	2	0	2
			3	3465	136	2	0	2	3448	136	2	0	2	3259	128	2	0	2
			4W	3401	134	2	0	3	3384	133	2	0	3	3198	126	2	0	3
			5QW	3483	137	4	0	2	3466	136	4	0	2	3274	129	4	0	2
	39	38.0	2	5237	138	3	0	3	5211	137	3	0	3	4924	130	3	0	3
			3	5292	139	2	0	2	5265	139	2	0	2	4976	131	2	0	2
			4W	5193	137	2	0	3	5168	136	2	0	3	4883	129	2	0	3
			5QW	5318	140	4	0	2	5292	139	4	0	2	4999	132	4	0	2
	50	49.7	2	6294	127	2	0	2	6263	126	2	0	2	5918	119	2	0	2
			3	6360	128	2	0	2	6328	127	2	0	2	5980	120	2	0	2
			4W	6242	126	2	0	3	6211	125	2	0	3	5869	118	2	0	3
			5QW	6392	129	4	0	2	6360	128	4	0	2	6008	121	4	0	2
	70	68.4	2	9461	138	3	0	3	9414	138	3	0	3	8897	130	3	0	3
			3	9560	140	2	0	2	9513	139	2	0	2	8989	131	2	0	2
			4W	9383	137	2	0	3	9336	136	2	0	3	8822	129	2	0	3
			5QW	9608	140	4	0	2	9560	140	4	0	2	9032	132	4	0	2
	100	88.0	2	11945	136	2	0	2	11886	135	2	0	2	11232	128	2	0	2
			3	12070	137	2	0	2	12010	136	2	0	2	11349	129	2	0	2
			4W	11846	135	2	0	3	11787	134	2	0	3	11139	127	2	0	3
			5QW	12131	138	4	0	2	12070	137	4	0	2	11403	130	4	0	2
	115	109.7	2	15683	143	2	0	2	15605	142	2	0	2	14977	137	2	0	2
			3	15486	141	2	0	2	15411	140	2	0	2	14819	135	2	0	2
			4W	15305	140	2	0	3	15232	139	2	0	3	14646	134	2	0	3
			5QW	15732	143	4	0	2	15653	143	4	0	2	15024	137	4	0	2
	135	133.3	2	18089	136	3	0	3	17999	135	3	0	3	17275	130	3	0	3
			3	17861	134	2	0	2	17776	133	2	0	2	17092	128	2	0	2
			4W	17653	132	2	0	3	17569	132	2	0	3	16893	127	2	0	3
			5QW	18155	136	4	0	2	18064	136	4	0	2	17338	130	4	0	2

ASL2 Performance Data on next page

¹ VAC input Lumen values are from photometric test performed in accordance with IESNA LM-79-08. Data is considered to be representative of the configurations. Actual performance may differ as a result of end-user environment and application.

AIRO Micro Strike

AREA/SITE/ROAD LIGHTER

PERFORMANCE DATA

Description	Nominal Wattage	System Watts	Dist. Type	5K (5000K NOMINAL 70 CRI)					4K (4000K NOMINAL 70 CRI)					3K (3000K NOMINAL 70 CRI)				
				Lumens	LPW ¹	B	U	G	Lumens	LPW ¹	B	U	G	Lumens	LPW ¹	B	U	G
ASL2	145	143.0	2	21007	147	3	0	4	20902	146	3	0	4	20061	140	3	0	4
			3	20842	146	3	0	4	20738	145	3	0	4	19904	139	3	0	4
			4W	20595	144	3	0	5	20492	143	3	0	5	19668	138	3	0	5
			5QW	21130	148	5	0	4	21024	147	5	0	4	20179	141	5	0	4
	170	168.0	2	24447	146	3	0	4	24325	145	3	0	4	23347	139	3	0	4
			3	24256	144	3	0	4	24134	144	3	0	4	23164	138	3	0	4
			4W	23968	143	3	0	5	23848	142	3	0	5	22889	136	3	0	5
			5QW	24591	146	5	0	4	24468	146	5	0	4	23484	140	5	0	4
	185	185.0	2	26651	144	4	0	5	26518	143	4	0	5	25452	138	4	0	5
			3	26442	143	3	0	4	26310	142	3	0	4	25252	136	3	0	4
			4W	26129	141	4	0	5	25998	141	4	0	5	24953	135	4	0	5
			5QW	26808	145	5	0	5	26674	144	5	0	5	25602	138	5	0	5
	210	210.0	2	29880	142	3	0	4	29731	142	3	0	4	28535	136	3	0	4
			3	29646	141	3	0	4	29497	140	3	0	4	28312	135	3	0	4
			4W	29294	139	3	0	5	29148	139	3	0	5	27976	133	3	0	5
			5QW	30056	143	5	0	4	29905	142	5	0	4	28703	137	5	0	4
	235	235.0	2	32959	140	3	0	4	32794	140	3	0	4	31475	134	3	0	4
			3	32700	139	3	0	4	32537	138	3	0	4	31229	133	3	0	4
			4W	32312	137	3	0	5	32151	137	3	0	5	30858	131	3	0	5
			5QW	33152	141	5	0	4	32987	140	5	0	4	31661	135	5	0	4
255	261.2	2	36218	139	4	0	5	36037	138	4	0	5	34588	132	4	0	5	
		3	35934	138	3	0	4	35754	137	3	0	4	34317	131	3	0	4	
		4W	35508	136	4	0	5	35330	135	4	0	5	33910	130	4	0	5	
		5QW	36431	139	5	0	5	36249	139	5	0	5	34792	133	5	0	5	

¹ VAC input Lumen values are from photometric test performed in accordance with IESNA LM-79-08. Data is considered to be representative of the configurations. Actual performance may differ as a result of end-user environment and application.

AIRO Micro Strike

AREA/SITE/ROAD LIGHTER

ELECTRICAL DATA

Family	Nominal Wattage	Input Voltage (Volts)	Current (AMPS)	System Power (Watts)
AIRO (ASL1)	25	120	0.21	25.4
		208	0.12	
		240	0.11	
		277	0.09	
		347	0.07	
		480	0.05	
	39	120	0.32	38
		208	0.18	
		240	0.16	
		277	0.14	
		347	0.11	
		480	0.08	
	50	120	0.41	49.7
		208	0.24	
		240	0.21	
		277	0.18	
		347	0.14	
		480	0.10	
	70	120	0.57	68.4
		208	0.33	
		240	0.29	
		277	0.25	
		347	0.20	
		480	0.14	
	100	120	0.73	88
		208	0.42	
		240	0.37	
		277	0.32	
		347	0.25	
		480	0.18	
115	120	0.91	109.7	
	208	0.53		
	240	0.46		
	277	0.40		
	347	0.32		
	480	0.23		
135	120	1.11	133.3	
	208	0.64		
	240	0.56		
	277	0.48		
	347	0.38		
	480	0.28		
AIRO (ASL2) Next Page				

AIRO Micro Strike

AREA/SITE/ROAD LIGHTER

ELECTRICAL DATA (CONT'D)

Family	Nominal Wattage	Input Voltage (Volts)	Current (AMPS)	System Power (Watts)
AIRO (ASL2)	145	120	1.19	143.0
		208	0.69	
		240	0.60	
		277	0.52	
		347	0.41	
		480	0.30	
	170	120	1.40	168.0
		208	0.81	
		240	0.70	
		277	0.61	
		347	0.48	
		480	0.35	
	185	120	1.54	185.0
		208	0.89	
		240	0.77	
		277	0.67	
		347	0.53	
		480	0.39	
	210	120	1.75	210.0
		208	1.01	
		240	0.88	
		277	0.76	
		347	0.61	
		480	0.44	
	235	120	1.96	235.0
		208	1.13	
		240	0.98	
		277	0.85	
		347	0.68	
		480	0.49	
255	120	2.18	261.2	
	208	1.26		
	240	1.09		
	277	0.94		
	347	0.75		
	480	0.54		

AIRO Micro Strike

AREA/SITE/ROAD LIGHTER

PROJECTED LUMEN MAINTENANCE

Ambient Temperature	OPERATING HOURS					
	0	25,000	TM-21-11' L96 60,000	50,000	100,000	L70 (Hours)
25°C / 77°F	1.00	0.97	0.96	0.95	0.91	408,000
40°C / 104°F	0.99	0.96	0.95	0.94	0.89	356,000

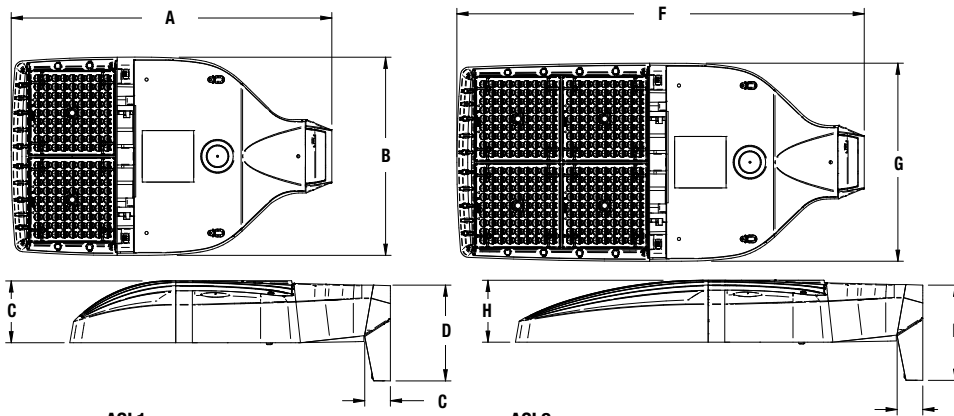
1. Projected per IESNA TM-21-11 (* Cree XP-L, 2100mA, 105°C Ts, 6,000hrs)

LUMINAIRE AMBIENT TEMPERATURE FACTOR (LATF)

Ambient Temperature		Lumen Multiplier
0° C	32° F	1.06
10° C	50° F	1.03
20° C	68° F	1.01
25° C	77° F	1.00
30° C	86° F	0.99
40° C	104° F	0.97
50° C	122° F	0.94

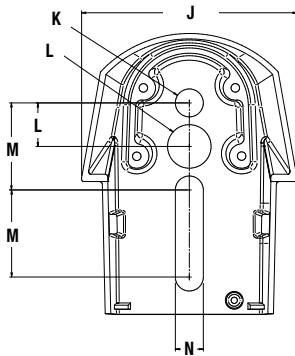
Use these factors to determine relative lumen output for average ambient temperatures from 0-40°C (32-104°F).

DIMENSIONS



Weight	
ASL1	14.47 lbs (6.56 kgs)
ASL2	17.47 lbs (7.92 kgs)

A	B	C	D	E	F	G	H	I	ASL1 EPA@0°	ASL2 EPA@0°	ASL1 w/ HSS	ASL2 w/ HSS
18.9"	11.7"	3.7"	5.65"	1.5"	24.0"	11.7"	3.7"	5.62"	.46 ft. ²	.56 ft. ²	.73 ft. ²	1.01 ft. ²
480mm	297mm	94mm	144mm	38mm	610mm	297mm	94mm	143mm	.14 m ²	.17 m ²	.22 m ²	.31 m ²



J	K	L	M	N
4.33"	.562"	.875"	1.75"	.562"
480mm	297mm	94mm	610mm	297mm

PHOTOMETRY

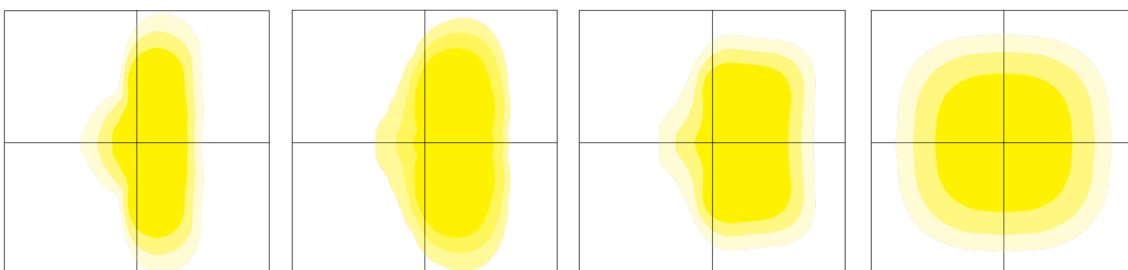
The following diagrams represent the general distribution options offered for this product. For detailed information on specific product configurations, see [website photometric test reports](#).

Type II

Type III

Type IV

Type V



AIRO Micro Strike

AREA/SITE/ROAD LIGHTER

ADDITIONAL INFORMATION (CONT'D)

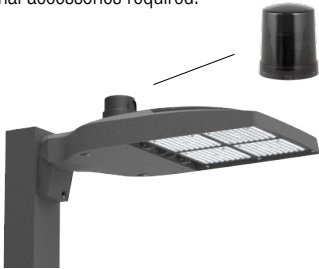
OCCUPANCY SENSOR

- Individual fixture control
- Dims product when space is not occupied



7-PIN RECEPTACLE

- Compatible with 3-pin, 5-pin or 7-pin photocontrols
 - Turns fixture on when sun sets, off when sun rises
 - Wireless networked solution
 - For use with a variety of control platforms
- *Additional accessories required.



NX

NX DISTRIBUTED INTELLIGENCE™

Hubbell Controls Solutions' NX Distributed Intelligence™ platform delivers a lighting control solution capable of seamlessly connecting exterior and interior applications.

- Standalone or networked fixture control
- Astronomical time schedules
- BACnet building networking
- Connects with indoor wired, wireless or hybrid networks
- Wireless setup via app
- Occupancy Sensor option dims product when space is not occupied



SITESYNC LIGHTING CONTROL



SiteSync Lighting Control delivers flexible control strategies for reducing power consumption and minimizing maintenance costs while delivering the right light levels with a simple and affordable wireless solution.

- Pre-commissioning options available
- Standalone or networked fixture control
- Astronomical time schedules
- Occupancy Sensor option dims product when space is not occupied



AIRO Micro Strike

AREA/SITE/ROAD LIGHTER

ADDITIONAL INFORMATION (CONT'D)

PROGRAMMED CONTROLS

ADD-AutoDim Timer Based Options

- Light delay options from 1-9 hours after the light is turned on to dim the light by 10-100%. To return the luminaire to its original light level there are dim return options from 1-9 hours after the light has been dimmed previously.

EX: ADD-6-5-R6

ADD Control Options	Configurations Choices	Example Choice Picked
Auto-Dim Options	1-9 Hours	6
Auto-Dim Brightness	0-9% Brightness	5
Auto-Dim Return	Delay 0-9 Hours	R6


ADT-AutoDim Time of Day Based Option

- Light delay options from 1AM-9PM after the light is turned on to dim the light by 10-100%. To return the luminaire to its original light level there are dim return options from 1AM-9PM after the light has been dimmed previously.


EX: ADT-6-5-R6

ADD Control Options	Configurations Choices	Example Choice Picked
Auto-Dim Options	12-3 AM and 6-11 PM	6
Auto-Dim Brightness	0-9% Brightness	5
Auto-Dim Return	12-6 AM and 9-11P	R6


MOUNTING



Arm Mount – Fixture ships with integral arm for ease of installation. Compatible with Hubbell Outdoor S2 drill pattern.



MAF – Fits 2-3/8" OD arms Roadway applications.



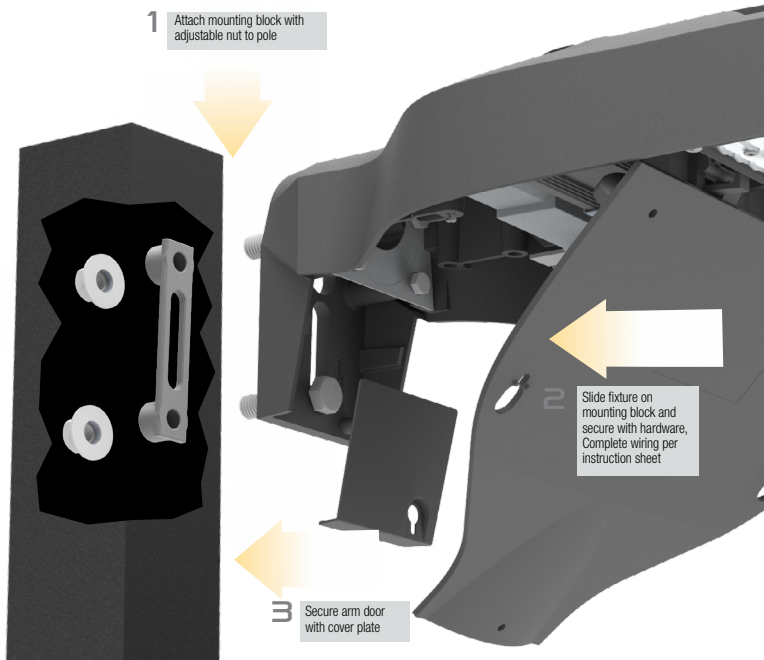
Wall Mount – Wall mount bracket designed for building mount applications.

AIRO Micro Strike

AREA/SITE/ROAD LIGHTER


ADDITIONAL INFORMATION (CONT'D)

MOUNTING (CONT'D)



Universal Mount – Universal mounting block for ease of installation. Compatible with drill patterns from 2.5" to 4.5"


ACCESSORY



ROUND POLE ADAPTER



WB-AREA-XX



SPOKE BRACKET (single arm shown)
Horizontal round arm tenon adapters for use with MAF mounting type or accessory kit. Reference SH Spoke Pole Top Brackets for ordering information.

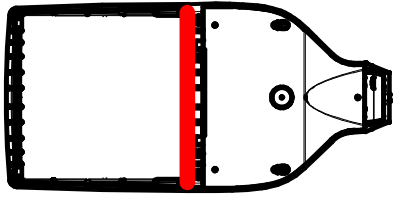
AIRO Micro Strike

AREA/SITE/ROAD LIGHTER

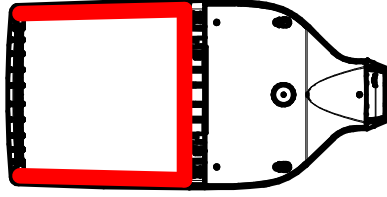
ADDITIONAL INFORMATION (CONT'D)

CONFIGURATIONS

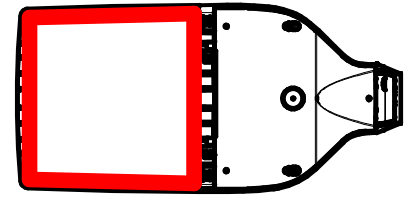
ASLx HSS-90-B-xx



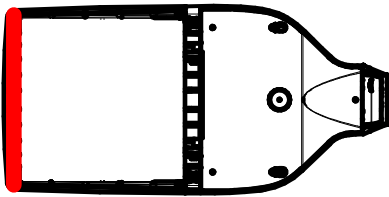
ASLx HSS-270-BSS-xx



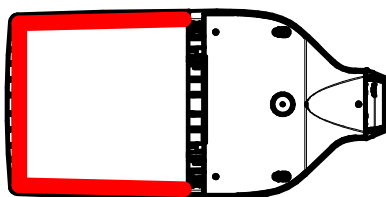
ASLx HSS-360-xx



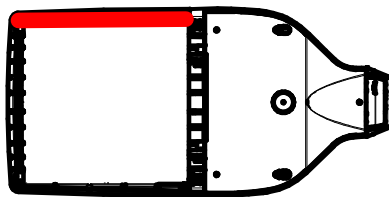
ASLx HSS-90-F-xx



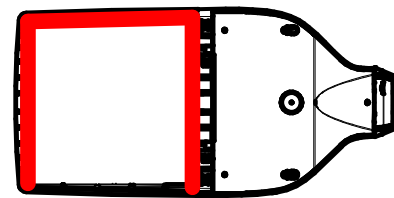
ASLx HSS-270-FSS-xx



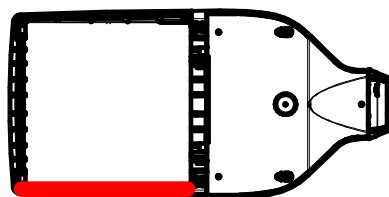
ASLx HSS-90-S-xx



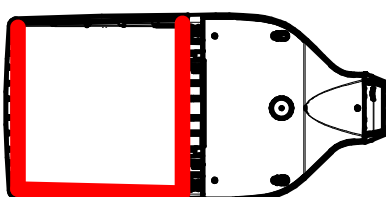
ASLx HSS-270-FSB-xx



ASLx HSS-90-S-xx



ASLx HSS-270-FSB-xx



USE OF TRADEMARKS AND TRADE NAMES

All product and company names, logos and product identifies are trademarks™ or registered trademarks® of Hubbell Lighting, Inc. or their respective owners. Use of them does not necessarily imply any affiliation with or endorsement by such respective owners.