

# HIOKI

## DIGITAL HiTESTER

**3256** <sup>-50</sup><sub>-51</sub> (MEAN, CAT II 1000V,  
CAT III 600V)

**3257** <sup>-50</sup><sub>-51</sub> (TRMS, CAT III 1000V)

Field measuring instruments



# Lock your troubles away

### Shutter mechanism



Voltage ranges

10A range

## Fail-safe!



ISO 9001  
JMI-0216



ISO 14001  
JQA-E-00091



[www.hioki.com](http://www.hioki.com)

HIOKI company overview, new products, environmental considerations and other information are available on our website.



Complete safety and a reliability that you can count on...

# Designed with an emphasis on safety

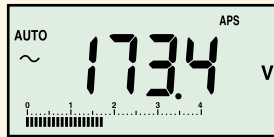
**3256**  
**MEAN Value**

**3257**  
**True RMS**

## 2 types of DMMs for measuring differences in distorted waveforms

### Measures RMS values of commercial mains power frequencies

Makes RMS measurements that exclude harmonic components.



### Accurately measures harmonic wave components

Accurate measurements are guaranteed for components in the range from 50 to 500 Hz.

●Crest factor: 3.0 max.  
(Except 420mV range)



## Behind-the-scene safety features

The 3256 and 3257 models bear the CE mark meaning that they conform to standards such as the IEC61010-1 international safety standard and other EMC-related standards. Moreover, these units are designed with an emphasis on safety. In addition to a shutter mechanism that prevents incorrect test lead connection, the current terminals of the units come equipped with standard fast blow fuses.

CAT III 600 V

CAT II 1000 V

**Overload protection up to 600 V**  
(1000 V for voltage and resistance ranges)

Voltage and resistance ranges: overload protection of up to 1000 V DC, 1000 V AC rms(sin) or  $10^7$  V•Hz

Current range: fuse protection

0.5 A / 700 VAC    50 kA interrupting capacity  
10 A / 600 VAC    10 kA interrupting capacity



for 3257

CAT III 1000V

**Overload protection up to 1000 V**

Voltage and resistance ranges: overload protection of up to 1000 V DC, 1000 V AC rms(sin) or  $10^7$  V•Hz

Current range: fuse protection

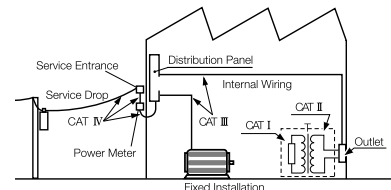
0.44 A / 1000 V    10 kA interrupting capacity  
11 A / 1000 V    10 kA interrupting capacity

### Overvoltage category (CAT)

In order to promote the safe use of measuring instruments, safety level standards are classified under IEC60664 into overvoltage categories CAT I through IV, depending on the location where the instrument is to be used. Categories with a higher number indicate an electrical environment that has high levels of instantaneous energy. Therefore, a measuring instrument designed for CAT III can endure higher instantaneous energy than an instrument designed for CAT II.

CAT II : Primary electrical circuits in equipment connected to a wall outlet via a power cord.

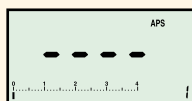
CAT III : Circuits between primary and distribution panels and outlets in equipment that reads electricity from the direct distribution panel via electrical reads (fixed equipment).



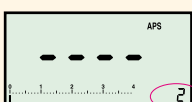
**3256 Only**



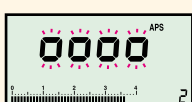
### Check for live lines safely and easily



Press 2 times



Adjusting sensitivity



Simply move the head close to the power line

Buzzer sounds and flashing



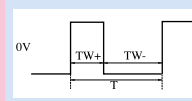
In the AC V range, the 3256 can be used to check whether power lines are live. When the sensitivity level is set to 4 and the test head is placed near a live power line, the built-in buzzer sounds and a display indicator lights.

Sensitivity threshold: 100 V AC or higher

**3257 Only**



### Analyze pulse control signals



The ratio between pulse width (TW+ or TW-) and pulse recursion cycle (T) is displayed as a percentage.

Display range: 5 to 95%  
Accuracy:  
10 Hz to 1 kHz;  
 $\pm 1.0\%$  rdg.  $\pm 15$  dgt.  
1 kHz to 10 kHz;  
 $\pm 1.0\%$  rdg.  $\pm 50$  dgt.

Accuracy rating pertains to a square wave of 5Vp-p.



# Practical functions

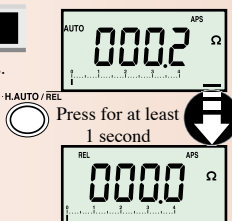
I want to see fluctuations with respect to the current value...

I want to zero adjust the resistance range...

## Relative function

This setting can be used with the V, A and  $\Omega$  functions.

Any value can be set as the reference value and values can be displayed relative to the reference value.



I want to keep track of values measured...

## Memory function (REC.MEMO)

This setting can be used with the V, A,  $\Omega$  and Hz functions.

Up to 20 data points can be held using this function.

Up to 20 display values obtained with Hold or Automatic Hold can be stored sequentially. Several types of data can be held at once.



I can't see the reading because it is too dark...

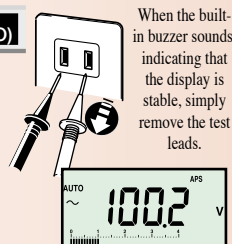
I can't check the reading right now...

## Automatic Hold function (H.AUTO)

This setting can be used with the V, A and  $\Omega$  functions.

This function is useful when the device being tested needs to be monitored constantly.

This function can be set to hold the display when the switch is pressed.

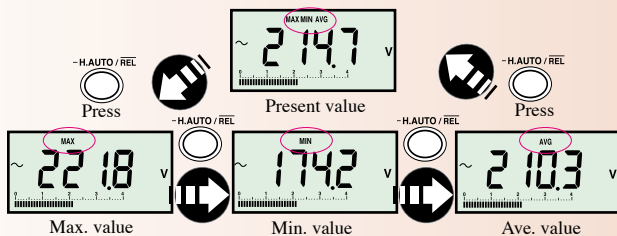


I want to read the max/min/average values...

## Recording function

This setting can be used with the V, A and  $\Omega$  functions.

The display can be switched between the present measurement value and the maximum, minimum, or average values measured since the start of recording. This is useful when observing changes over an extended period of time.



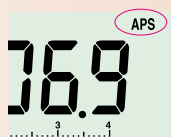
Care must be taken with regard to battery life

I cannot use the unit because the batteries are dead...

## Automatic power saver function

Because the LCD goes out when the unit is idle for 10 minutes, unnecessary power consumption is easily avoided. This function can also be disabled.

This function is automatically disabled when recording.



Actual-size

## 3256 and 3257 common measurement items



1000 Vrms max.  
Voltage



10 Arms max.  
Current



42 M max.  
Resistance



Continuity





Diode



500 kHz max.  
Frequency

■ 3256 & 3257 common specifications

	Range	Accuracy		Notes	Overload protection
		DC	AC		
AC / DC voltage V	420.0 mV	0.5%rdg. 2dgt.	1.5%rdg. 3dgt. 50Hz to 100Hz	Input impedance Greater than 100M Approx. 11 M Approx. 10 M	DC 1000 V 1000 Vrms(sin) or 10 <sup>7</sup> V Hz 1 minute
	4.200 V		1.2%rdg. 3dgt. 50Hz to 500Hz		
	42.00 V				
	420.0 V				
	1000 V				
AC / DC current A	42.00 A	1.5%rdg. 4dgt.	2.5%rdg. 5dgt. 50Hz to 500Hz	Input impedance Approx. 10 k Approx. 100 Approx. 1 Approx. 0.01	3256 40A to 420mA range: 0.5A/700V fuse 10A range: 10A/600V fuse 3257 40A to 420mA range: 0.44A/1000V fuse 10A range: 11A/1000V fuse
	420.0 A				
	4200 A				
	42.00 mA				
	420.0 mA				
	10.00 A				
Resistance	420.0	0.7%rdg. 4dgt.		Open-circuit terminal voltage 3.4 Vmax. Approx. 0.7 V Approx. 0.5 V	DC 1000 V 1000 Vrms(sin) or 10 <sup>7</sup> V Hz 1 minute
	4.200 k				
	42.00 k	0.7%rdg. 2dgt.			
	420.0 k				
	4.200 M	1.5%rdg. 2dgt.			
	42.00 M	2.5%rdg. 2dgt.			
Continuity 	420.0	0.7%rdg. 4dgt. A built-in buzzer sounds when the resistance value is less than 50 30		Open-circuit terminal voltage 3.4 Vmax.	
Diode 	2.00 V	5.0%rdg. 2dgt.		Open terminal voltage/current 3.4 Vmax. Approx. 500 A	
Frequency Hz	0.50Hz to 199.99Hz	0.02%rdg. 2dgt.		ATT. range	
	200.0Hz to 500.0kHz	0.02%rdg. 1dgt.		4.2/ 42/ 420/ 1000 V	

**AC measurement Accuracy:** In the 3256, 2 dgt. is added for inputs less than 10% of the full scale  
Accuracy is not rated for inputs less than 1.0 mV in the 420 mV range.  
For the 3257, the accuracy rating is for inputs greater than 10% of full scale.  
**Measurement times in the 10 A range:** continuous up to 7 A, maximum 1 minute for 7 A to 10 A.

● **Display:** data display; 4200 max. (19999 for frequency range), 42-dot bar graph ● **Sampling rate:** 2.5 samples/sec (for other measurements than in Hz), 5 samples/sec (5 Hz or more), approx. 25 samples/sec (bar graph) ● **Range selection:** automatic and manual ● **Ambient temperature / humidity:** 0 to 50°C (32°F to 122°F) 80% rh (no condensation) ● **Storage temperature/ humidity range:** -20 to 60°C (-4°F to 140°F) 70% rh (no condensation) ● **Power source:** R03 manganese battery×2 or LR03 alkaline battery×2 ● **Continuous operation:** In DC voltage approx. 100 hours (with manganese batteries), approx. 200 hours or more (with alkaline batteries) ● **Dimensions and Mass:** Approx. 76 W ×167 H × 33 D mm, approx. 260g (Approx 3.0" W × 6.6" H ×1.3" D, 9.2 oz.) (including batteries)



**With Holster**

**3256-51** (MEAN value type)  
**3257-51** (True RMS type)  
(Includes TEST LEADS 9207-10 and holster)



**With Semi-hard Carrying Case**

**3256-50** (MEAN value type)  
**3257-50** (True RMS type)  
(Includes TEST LEADS 9207-10 and CARRYING CASE 9378)

**TEST LEAD 9207-10** (included)  
cord length 70cm



**Special option for the 3256-51 and 3257-51**

**CARRYING CASE 3853**  
(soft type)



**Common options for the 3256-51 and 3257-51**

**HIGH VOLTAGE PROBE 9014**  
(No CE marking)



**HIOKI**  
HIOKI E. E. CORPORATION

**HEAD OFFICE :**  
81 Koizumi, Ueda, Nagano, 386-1192, Japan  
TEL +81-268-28-0562 / FAX +81-268-28-0568  
E-mail: os-com@hioki.co.jp

**HIOKI USA CORPORATION :**  
6 Corporate Drive, Cranbury, NJ 08512 USA  
TEL +1-609-409-9109 / FAX +1-609-409-9108  
E-mail: hioki@hiokiusa.com

**HIOKI (Shanghai) Sales & Trading Co., Ltd. :**  
1904 Shanghai Times Square Office, 93 Huai Hai Zhong Road  
Shanghai, P.R.China POSTCODE: 200021  
TEL +86-21-6391-0090/0092 FAX +86-21-6391-0360  
E-mail: info-sh@hioki.cn  
**Beijing Office :**  
A-2602 Freetown, 58 Dong San Huan Nan Road  
Beijing, P.R.China POSTCODE: 100022  
TEL +86-10-5867-4080/4081 FAX +86-10-5867-4090  
E-mail: info-bj@hioki.cn  
**Guangzhou Office :**  
Room 303, Profit Plaza, No.76, West Huangpu Road  
Guangzhou, P.R.China POSTCODE: 510623  
TEL +86-20-38392673/2676 FAX +86-20-38392679  
E-mail: info-gz@hioki.cn

DISTRIBUTED BY