

Description

The H5T recessed housing is designed for residential and light commercial applications. H5T features full-frame robust construction, feed through listing, Got Nail! bar hangers, and may support the use of higher wattage lamps. The wide variety of trims available allows a number of different lighting effects to be created with one basic housing. The H5T is designed for use non-insulated ceilings. If insulation is present it must be kept 3" from all sides of the housing. May be retrofit with compatible Halo LED lighting systems.

Catalog #		Type
Project		
Comments		Date
Prepared by		

Specification Features

Housing

- Single wall die-stamped CRS with white powder coat finish
- Housing adjusts in plaster frame to accommodate up to 1-3/8" ceiling thickness

Plaster Frame

- Galvanized steel construction
- The housing can be removed from plaster frame to provide access to the junction box
- Plaster frame features include:
 - Patented regressed locking screw positioned for securing hanger bars from below the ceiling
 - Cutouts for easily crimping hanger bars in position
 - Halo name embossed on plaster frame

Socket Plate

- Rigid socket plate adjusts and locks without tools for various lamp sizes
- Socket plate and bracket may be removed when using socket supporting trims
- Overspray protector included

Got Nail!™ Bar Hanger Bracket

Bar Hanger Features include:

- Pre-installed nail easily installs in regular lumber, engineered lumber and laminated beams
- Safety and guidance system prevents snagging, ensures smooth straight nail penetration and allows bar hangers to be easily removed if necessary
- Automatic leveling flange aligns the housing and lets you hold the housing in place with one hand while driving nails
- Five additional mounting points
- Mounting point on top for hanger

wire connection

- Integral T-bar clips snaps onto T-bars - no additional clips required

q-Channel bars with Pass-N-Thru™

- q-Channel bars feature a unique inverted "q" interlocking channel for rigidity and stability
- Pass-N-Thru™ feature allows bars to cross-over for tool-less shortening in tight spaces less than 12" without removing from the plaster frame. Push bars together and flex at score hole break points
- Housing can be positioned at any point within 24" joist span
- Bar hangers may be repositioned 90° on the frame

Slide-N-Side™ Junction Box

Junction box features include:

- Slide-N-Side™ connectors allow non-metallic sheathed cable for both U.S. and Canada to be installed without tools and without removing knockouts
 - Allows wiring connections to be made outside the junction box
 - Simply insert the cable directly into the trap after connections are made
 - accommodates the following standard non-metallic sheathed cable types: (US) #14/2, #14/3, #12/2, #12/3 (Canada) #14/2, #14/3, #12/2
- Positioned to accommodate straight conduit runs
- Seven 1/2" trade size conduit knockouts with true pry-out slots
- cULus Listed 26 in3 box volume
- Listed for through branch (8) No. 12 AWG branch circuit 90° C conductors through the box

Quick Connect™

- Three 4-port push-in "Quick Connect" wire nuts included in junction box
- Speed installation and increase reliability
- No additional wire nuts required
- Simply strip and insert supply wires

Socket

- Porcelain socket with nickel plated brass screw shell
- Snaps into trim for consistent lamp positioning
- Shipping insert protects socket from overspray

Thermal Protector

Self resetting thermal protector deactivates fixture if overheating occurs due to improper lamping or misapplied insulation

Trims

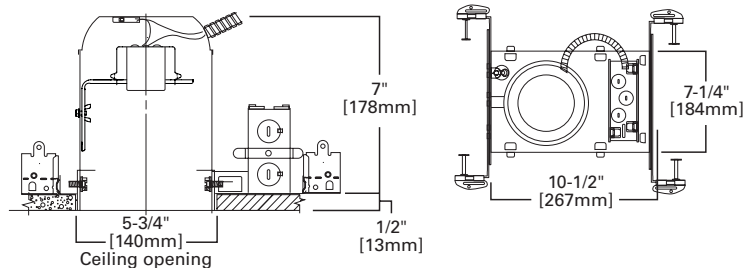
Halo Fit-All concept offers multiple trim options in a variety of design styles, and functional beam distributions to control beam angle and lumen delivery in accommodating various lamp types including Halogen, CFL and LED

Compliance

- cULus Listed 1598 luminaire
- cULus Listed for feed through
- cULus Listed for damp location
- cULus Listed for wet location, covered ceiling, with select trims
- IP rated (Improper Lamp)
- RoHS compliant



Dimensions



H5T

5" Non-IC,
New Construction
Housing, 120V

Special Features

Got Nail!™ bar hangers
q-Channel bars with Pass-N-Thru™
Slide-N-Side™ junction box
Quick Connect™ push wire nuts

Ordering Information


















Sample Number: H5T 5110WB

Order housing, trim and lamp (by others) separately for a complete luminaire.

Housing

H5T = 5" Non-IC, New Construction Housing, 120V

Trims

Reflectors		Lenses & Wet Location Showerlights	
	5020 PAR Reflector OD: 6-3/8" [162mm] 5020P=White Reflector, White Trim 5020H=Haze Reflector, White Trim 5020SC=Clear Specular Reflector, White Trim 5020BL=Black Specular Reflector, White Trim 5020SN=Satin Nickel Reflector, Satin Nickel Trim 5020TBZ=Tuscan Bronze Reflector, Tuscan Bronze Trim		5110 Perfex™ Baffle, Self-flange OD: 6-5/8" [168mm] 5110WB=White Perfex Baffle, White Self-flange 5110WB=Black Perfex Baffle, White Self-flange 5110BKB=Black Perfex Baffle, Black Self-flange
	5021 Full Reflector OD: 6-3/8" [162mm] 5021H=Haze Reflector, White Trim 5021SC=Clear Specular Reflector, White Trim 5021SN=Satin Nickel Reflector, Satin Nickel Trim 5021TBZ=Tuscan Bronze Reflector, Tuscan Bronze Trim		5125 Full Cone Baffle, Self-flanged OD: 6-5/8" [168mm] 5125WB=White Baffle, White Self-flange 5125BB=White Baffle, Black Self-flange 5125BKB=Black Baffle, Black Self-flange
	5107 Specular Reflector, Self-flange OD: 6-5/8" [168mm] 5107SC=Specular Reflector, White Self-flange	Adjustable - Eyeballs & Gimbals	
	5120 Full Cone Reflector, Self-flange OD: 6-5/8" [168mm] 5120WH=White Reflector, White Self-flange 5120SN=Satin Nickel Reflector, Satin Nickel Self-flange 5120TBZ=Tuscan Bronze Reflector, Tuscan Bronze Self-flange		5060 Adjustable Gimbal 20° Tilt, Self-flange OD: 6-3/8" [162mm] 5060P=White Gimbal, White Trim
	5071 Adjustable Eyeball 30° Tilt, Self-flange OD: 6-3/8" [162mm] 5070P=White Eyeball, White Trim 5070SN=Satin Nickel Eyeball, Satin Nickel Trim 5070TBZ=Tuscan Bronze Eyeball, Tuscan Bronze Trim		5070 Adjustable Eyeball 30° Tilt, Self-flange OD: 6-3/8" [162mm] 5070P=White Eyeball, White Trim 5070SN=Satin Nickel Eyeball, Satin Nickel Trim 5070TBZ=Tuscan Bronze Eyeball, Tuscan Bronze Trim
	5130 Eyeball 35° Tilt, Self-flange OD: 6-1/2" [165mm] 5071P=White Eyeball, White Trim		5135 Eyeball 35° Tilt, Self-flange OD: 6-5/8" [168mm] 5135WH=White Eyeball, White Trim, Self-flanged
	5165 Gimbal 35° Tilt, Self-flange OD: 6-5/8" [168mm] 5165WH=White Gimbal, White Trim 5165BKB=Black Gimbal, Black Trim 5165SN=Satin Nickel Gimbal, Satin Nickel Trim 5165TBZ=Tuscan Bronze Gimbal, Tuscan Bronze Trim		5222 Regressed Angle Cut Adjustable Gimbal 30° Tilt, Self-flange OD: 6-5/8" [168mm] 5222WB=White Baffle and Gimbal, White Trim 5222BB=Black Baffle and Gimbal, White Trim 5222SC=Specular Clear Reflector and Gimbal, White Trim 5222H=Haze Reflector and Gimbal, White Trim
	5102 Tapered Metal Baffle, Self-flange OD: 6-5/8" [168mm] 5102WB=White Baffle, White Self-flange 5102BB=Black Baffle, White Self-flange		5145 Open Wet Location, Shallow Reflector, Self-flange - Showerlight* OD: 6-5/8" [168mm] 5145WH=White Self-flanged 5145SN=Satin Nickel Self-Flanged 5145TBZ=Tuscan Bronze Self-Flanged Lamp Gasket= (Included)
	5109 Coilex® Tapered Baffle, Self-flange OD: 6-5/8" [168mm] 5109WB=White Plastic Straight Coilex Baffle, White Self-flange 5109BB=Black Plastic Straight Coilex Baffle, White Self-flange 5109BKB=Black Plastic Straight Coilex Baffle, Black Self-flange		5146 Open Wet Location Full Reflector, Self-flange - Showerlight* OD: 6-5/8" [168mm] 5146WH=White Self-flanged 5146SN=Satin Nickel Self-Flanged 5146TBZ=Tuscan Bronze Self-Flanged Lamp Gasket= (Included)

continued

*Outdoor rated lamp only (purchase separately)

Ordering Information

Sample Number: H5T 5110WB

Order housing, trim and lamp (by others) separately for a complete luminaire.

Housing

H5T = 5" Non-IC, New Construction Housing, 120V

Trims

Open, Splay & Wall Wash



5000 PAR Metal Splay, Self-flange

OD: 6-3/8" [162mm]

5000P=White Splay, White Trim

5000SN=Satin Nickel Splay, Satin Nickel Trim

5000TBZ=Tuscan Bronze Splay,
Tuscan Bronze Trim



5030 Wall Wash with Baffle

OD: 6-1/4" [159mm]

5030W=White Eyelid with White Baffle,
White Trim

5175P=White Eyelid with Black Baffle,
White Trim



5175 Open, Self-flange

OD: 6-5/8" [168mm]

5175WH=White Self-flange

5175SN=Satin Nickel Self-flange

5175TBZ=Tuscan Bronze Self-flange



5176 Open, Self-flange

OD: 6-5/8" [168mm]

5176WH=White Self-flange

5176SN=Satin Nickel Self-flange

5176TBZ=Tuscan Bronze Self-flange



5185 Open Splay, Self-flange

OD: 6-5/8" [168mm]

5185WH=White Self-flange

5185SN=Satin Nickel Self-flange

5185TBZ=Tuscan Bronze Self-flange



5186 Open Splay, Self-flange

OD: 6-5/8" [168mm]

5186WH=White Self-flange

5186SN=Satin Nickel Self-flange

5186TBZ=Tuscan Bronze Self-flange