

**Description**

The H25ICATNB recessed housing is designed for residential and light commercial applications. The H25ICATNB is designed for use in shallow ceilings, and features full-frame robust construction, feed through listing, Got Nail! bar hangers; and may support the use of higher wattage lamps. The wide variety of trims available allows a number of different lighting effects to be created with one basic housing. The H25ICATNB is designed for use in shallow insulated ceilings and may be in direct contact with insulation\*. The H25ICATNB can save installation time. It is designed without a socket plate for use with socket supporting trims only. With these trims there is no need to spend time removing the socket plate and the fixed lamp position of socket supporting trims saves on lamp adjustment time too. May be retrofit with compatible Halo LED lighting systems.

Catalog #		Type
Project		
Comments		Date
Prepared by		

**Specification Features**

**Housing**

- Single wall aluminum housing
- Sealed and gasketed for Air-Tite™ ready installation
- Designed for insulated ceilings in direct contact with insulation\* (May also be installed in non-insulated ceilings)
- Housing adjusts in plaster frame to accommodate up to 1-3/8" ceiling thickness

**Plaster Frame**

- Galvanized steel construction
- The housing can be removed from plaster frame to provide access to the junction box
- Plaster frame features include:
  - Regressed locking screw positioned for securing hanger bars from below the ceiling
  - Cutouts for easily crimping hanger bars in position
  - Halo name embossed on plaster frame
  - Pre-installed Air-Tite ready ceiling contact gasket

**Got Nail!™ Bar Hanger Bracket**

- Bar Hanger Features include:
- Pre-installed nail easily installs in regular lumber, engineered lumber and laminated beams
  - Safety and guidance system prevents snagging, ensures smooth straight nail penetration and allows bar hangers to be easily removed if necessary
  - Automatic leveling flange aligns the housing and lets you hold the housing in place with one hand while driving nails
  - Five additional mounting points
  - Mounting point on top for hanger wire connection
  - Integral T-bar clips snaps onto T-bars - no additional clips required

**q-Channel bars with Pass-N-Thru™**

- q-Channel bars feature an unique inverted "q" interlocking channel for rigidity and stability
- Pass-N-Thru™ feature allows bars to cross-over for tool-less shortening in tight spaces less than 12" without removing from the plaster frame. Push bars together and flex at score hole break points
- Housing can be positioned at any point within 24" joist span
- Bar hangers may be repositioned 90° on the frame

**Slide-N-Side™ Junction Box**

- Junction box features include:
- Slide-N-Side™ connectors allow non-metallic sheathed cable for both U.S. and Canada to be installed without tools and without removing knockouts
  - Allows wiring connections to be made outside the junction box
  - Simply insert the cable directly into the trap after connections are made
  - accommodates the following standard non-metallic sheathed cable types: (US) #14/2, #14/3, #12/2, #12/3 (Canada) #14/2, #14/3, #12/2
  - Positioned to accommodate straight conduit runs
  - Seven 1/2" trade size conduit knockouts with true pry-out slots
  - cULus Listed 26 in3 box volume
  - Listed for through branch (8) No. 12 AWG branch circuit 90° C conductors through the box

**Quick Connect™**

- Three 4-port push-in "Quick Connect" wire nuts included in junction box
- Speed installation and increase reliability

- No additional wire nuts required
- Simply strip and insert supply wires

**Socket:**

- Porcelain socket with nickel plated brass screw shell
- Snaps into trim for consistent lamp positioning
- Shipping insert protects socket from overspray

**Thermal Protector:**

Self resetting thermal protector deactivates fixture if overheating occurs due to improper lamping or misapplied insulation

**Trims:**

Halo Fit-All concept offers multiple trim options in a variety of design styles, and functional beam distributions to control beam angle and lumen delivery in accommodating various lamp types including Halogen, CFL and LED

**Compliance**

- cULus Listed 1598 luminaire
- cULus Listed damp location
- cULus Listed for wet location, covered ceiling, with select trims
- cULus Listed for feed through
- cULus Listed for direct contact with insulation and combustible material\*
- Air-Tite code compliant. Certified under ASTM E283; not exceeding 2.0 cfm (0.944 L/s) air leakage rate tested at a 1.57 psf (75 Pa) pressure differential
- RoHS compliant

\*Not to be used in direct contact with spray foam insulation (Consult NEMA LSD57-2013)



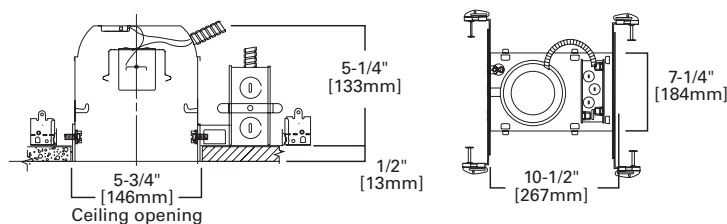
**H25ICATNB**

**5" IC, Shallow New Construction Housing, No Socket Bracket, 120V**

**FOR USE IN INSULATED CEILING**

**FOR DIRECT CONTACT WITH INSULATION\***

**Dimensions**



**Special Features**

- Got Nail!™ bar hangers
- q-Channel bars with Pass-N-Thru™
- Slide-N-Side™ junction box
- Quick Connect™ push wire nuts
- Air-Tite™ code compliant

## Ordering Information

















Sample Number: H25ICATNB 5126WB

Order housing, trim and lamp (by others) separately for a complete luminaire.

### Housing

H25ICATNB = 5" IC, Air-Tite, Shallow New Construction Housing, No socket Bracket, 120V

### Trims

Reflectors	Lenses & Wet Location Showerlights	Open, Splay & Wall Wash
 <p><b>5121 Shallow Full Cone Reflector, Self-flange</b> OD: 6-5/8" [168mm] 5121WH=White Reflector, White Oversized Self-flange</p>	 <p><b>5054 Frosted Glass Dome Lens - Showerlight</b> OD: 6-3/8" [162mm] 5054PS=Frosted Glass Dome Lens, White Trim 5054SNS=Frosted Glass Dome Lens, Satin Nickel Trim 5054TBZS=Frosted Glass Dome Lens, Tuscan Bronze Trim</p>	 <p><b>5000 PAR Metal Splay, Self-flange</b> OD: 6-3/8" [162mm] 5000P=White Splay, White Trim 5000SN=Satin Nickel Splay, Satin Nickel Trim 5000TBZ=Tuscan Bronze Splay, Tuscan Bronze Trim</p>
<p><b>Baffles</b></p>  <p><b>5014 Shallow Metal Baffle, Self-flange</b> OD: 6-5/8" [168mm] 5014P=White Baffle, White Trim 5014MB=Black Baffle, White Trim</p>  <p><b>5126 Shallow Full Cone Baffle, Self-flanged</b> OD: 6-5/8" [168mm] 5126WB=White Baffle &amp; Self-flanged 5126BB=Black Baffle &amp; White Self-flanged</p>	 <p><b>5150 Low Profile, Frosted Dome Glass Lens, Self-flange - Showerlight</b> OD: 6-5/8" [168mm] 5150WH=Frost Dome Glass Lens with Reflector, White Plastic Self-flange 5150SN=Frost Dome Glass Lens with Reflector, Satin Nickel Plastic Self-flange 5150TBZ=Frost Dome Glass Lens with Reflector, Tuscan Bronze Plastic Self-flange</p>	 <p><b>5176 Open, Self-flange</b> OD: 6-5/8" [168mm] 5176WH=White Self-flange 5176SN=Satin Nickel Self-flange 5176TBZ=Tuscan Bronze Self-flange</p>  <p><b>5186 Open Splay, Self-flange</b> OD: 6-5/8" [168mm] 5186WH=White Self-flange 5186SN=Satin Nickel Self-flange 5186TBZ=Tuscan Bronze Self-flange</p>
<p><b>Adjustable - Eyeballs &amp; Gimbals</b></p>  <p><b>5060 Adjustable Gimbal 20° Tilt, Self-flange</b> OD: 6-3/8" [162mm] 5060P=White Gimbal, White Trim</p>  <p><b>5070 Adjustable Eyeball 30° Tilt, Self-flange</b> OD: 6-3/8" [162mm] 5070P=White Eyeball, White Trim 5070SN=Satin Nickel Eyeball, Satin Nickel Trim 5070TBZ=Tuscan Bronze Eyeball, Tuscan Bronze Trim</p>  <p><b>5071 Adjustable Eyeball 30° Tilt, Self-flange</b> OD: 6-1/2" [165mm] 5071P=White Eyeball, White Trim</p>  <p><b>5130 Eyeball 35° Tilt, Self-flange</b> OD: 6-5/8" [168mm] 5130WH=White Eyeball, White Trim</p>  <p><b>5135 Eyeball 35° Tilt, Self-flange</b> OD: 6-5/8" [168mm] 5135WH=White Eyeball, White Trim, Self-flanged</p>  <p><b>5165 Gimbal 35° Tilt, Self-flange</b> OD: 6-5/8" [168mm] 5165WH=White Gimbal, White Trim 5165BK=Black Gimbal, Black Trim 5165SN=Satin Nickel Gimbal, Satin Nickel Trim 5165TBZ=Tuscan Bronze Gimbal, Tuscan Bronze Trim</p>	 <p><b>5162 Drop Opal Plastic Lens, Self-flange</b> OD: 6-5/8" [168mm] 5162WH=Drop Opal Plastic Lens with Reflector, White Plastic Self-flange</p>  <p><b>5145 Open Wet Location, Shallow Reflector, Self-flange - Showerlight *</b> OD: 6-5/8" [168mm] 5145WH=White Self-flanged 5145SN=Satin Nickel Self-Flanged 5145TBZ=Tuscan Bronze Self-Flanged Lamp Gasket= (Included)</p>	<p><b>Accessory</b></p> <p>GA-ATH5-6PK=T6-Pack AIR-TITE Ceiling aperture gaskets. Seals gaps around ceiling cut out.</p>

\*Outdoor rated lamp only (purchase separately)