

Project		Catalog #		Type	
Prepared by		Notes		Date	



HALO

LCR4

4-Inch Round All-Purpose LED Retrofit Module

Typical Applications

Residential • Multi-family • Mixed-Use

Interactive Menu

- Order Information [page 2](#)
- Product Specifications [page 2](#)
- Photometric Data [page 3](#)
- Energy & Performance Data [page 3](#)
- Product Warranty
- Dimming Guide

Product Certification



Refer to ENERGY STAR® Certified Products List.
Can be used to comply with California Title 24 Part 1, 2019 Efficiency Requirements, Section 140540 (Energy Efficient Lighting).
Certified to California Appliance Efficiency Database under JAB.

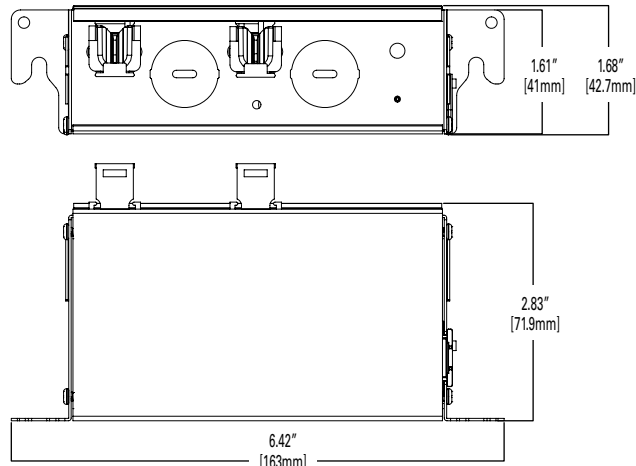
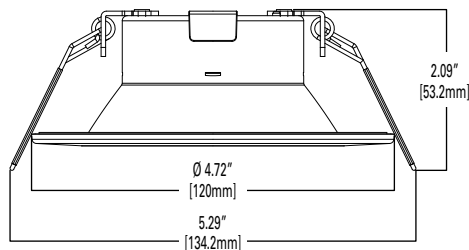
Product Features



Top Product Features

- Select from 5 CCTs via switch; 2700K, 3000K, 3500K, 4000K, 5000K CCT; 90 CRI
- Up to 1200 Lumens; IC rated
- Direct mount - does not require recessed housing or junction box
- Dimmable down to 5%, 0-10V
- Wet location listed for showers and protected ceilings

Dimensional and Mounting Details



Order Information*

SAMPLE ORDER NUMBER: **LCR4089FSE010MW**Icon Key:  Configurable Product

Models	Lumens	CRI/CCT	Driver	Finish
LCR4 = 4" all-purpose round LED module	08 = 800 lumens (nominal) 12 = 1200 lumens (nominal)	9FS = 90 CRI minimum, field selectable CCT, choose 2700K, 3000K, 3500K, 4000K or 5000K CCT	E010 = UNV 120-277V, 50/60Hz, 0-10V analog 100% to 5% dimming	MW = Matte white
Notes	Notes	Notes	Notes	Notes

Accessories

Accessories	
Overized Trim Ring HLB4R0TMW = 4" round oversized trim, matte white Designer Trims LCR4TRMAH = 4" Haze, white flange LCR4TRMSC = 4" Specular, white flange LCR4TRMTBZ = 4" Tuscan bronze LCR4TRMWH = 4" Paintable white	Mounting Frame HL4RSMF = 4" round and square mounting frame Extension Cable selectTable Driver/Jbox HLB06FSEC – 6 ft. extension cable HLB12FSEC – 12 ft. extension cable HLB20FSEC – 20 ft. extension cable

Product Specifications

Module

- Module construction includes LED Array, reflector, lens, and housing
- Integral aluminum heat sink provides passive thermal cooling achieving L70 at 50,000 hours in IC and non-IC applications

LED Array

- Mid power LED array provides a uniform source with high efficiency and no pixilation.
- 90 CRI minimum, R9 greater than 50
- Color accuracy within 3 SDCM at the CCT endpoints and 4 SDCM in between endpoints, provide color accuracy and uniformity.
- Correlated Color Temperature (CCT) has a selectable range from 2700K to 5000K (factory default 3000K)
- Use the switch to choose between 2700K, 3000K, 3500K, 4000K, and 5000K CCT

Optical Assembly

- Regressed flat lens provides uniformity, UGR ≤ 10
- Exceeds ENERGY STAR® color angular uniformity requirements

Remote Driver/Junction Box

- Metal driver/junction box with captive hinged junction box cover. Listed for (6) #12 AWG 90°C splice conductors, 2-in, 2-out plus (2) ground
- (4) 1/2" conduit pry-outs
- (2) Slide-N-Side™ non-metallic (NM) wire traps all accepts 14-2, 14-3, 12-2, 12-3 U.S and 14-2, 14-3, 12-2 Canadian NM cable

- (3) 4-port push wire nuts with clear caps for quick and reliable mains voltage connections
- Integral keyhole mounting slots facilitate direct mounting to building structure or new construction mounting frame

Driver

- Integral 120-277V, 50/60Hz constant current driver provides noise free operation
- Continuous, flicker-free dimmer from 100% to 5%
- Plenum rated inline electrical quick connect provides low voltage connection to fixture fitting

Installation

- Can be installed in 3/8" to 1-1/4" thick ceilings
- Cutout can utilize standard round hole saw sizes, cutout template provided
- Mousetrap springs hold fixture fitting securely in the ceiling eliminating light leaks
- Can be removed from below the ceiling for service or replacement

Mounting / Retention

- The LCR4 requires no housing or third party junction box
- The remote enclosure may be used in direct contact with insulation.
- Installer must cut template out of drywall and install into aperture with the clips compressed.
- When released, the mousetrap springs will rest on to the back side of the drywall
- Not for installation in recessed cans

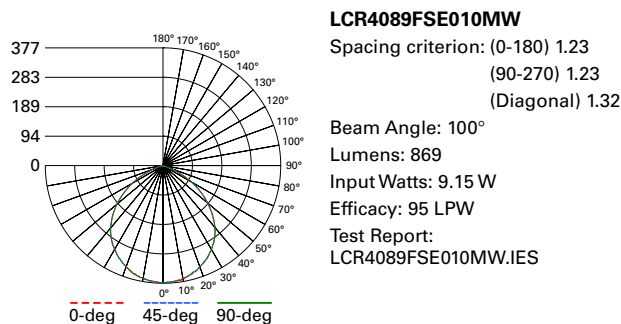
Compliance

- UL certified US and Canada
- Wet location listed and IP64 ingress protection rated, covered ceiling only
- Airtight per ASTM-E283-04
- Suitable for use in clothes closets when installed in accordance with the NEC 410.16 spacing requirements
- EMI/RFI emissions per FCC 47CFR Part 15 consumer limits, CAN ICES-005(B)/NMB-005 (B)
- Contains no mercury or lead and RoHS compliant
- Photometric testing in accordance with IES LM-79-08
- Lumen maintenance projections in accordance with IES LM-80-08 and TM-21-11
- Can be used for State of California Title 24 high efficacy LED compliance under JA8, reference Modernized Appliance Efficiency Database System (MAEDBS) for 2016 JA8 High Efficacy Lighting
- ENERGY STAR® certified, reference "Certified Light Fixtures" database

Warranty

- Five year limited warranty, consult website for details. www.cooperlighting.com

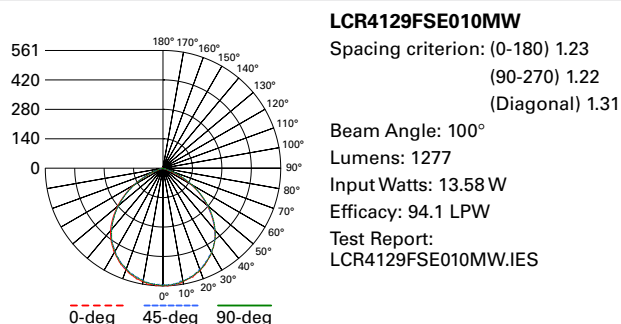
Photometric Data

[View IES files](#)


Zonal Lumen	Lumens	% Lumens
0-30	288	33.2
0-40	468	53.8
0-60	779	89.6
0-90	869	100

TM-30-15	Rf = 92
	Rg = 97
CRI/CIE	Ra = 94
	R9 = 58


CCT - Range of 2700K- 5000K



Zonal Lumen	Lumens	% Lumens
0-30	426	33.4
0-40	691	54.1
0-60	1145	89.6
0-90	1277	99.9

TM-30-15	Rf = 92
	Rg = 97
CRI/CIE	Ra = 94
	R9 = 56

CCT - Range of 2700K- 5000K



Energy and Performance Data

LCR4089FSE010MW		
	120V	277V
Max. Lumens	849 @ 3000K	
Input Voltage	120-277V	
Input Frequency	50/60Hz	
Input Power	9.77W	9.95W
Input Current	0.082A	0.037A
Power Factor	>0.90	
THD	<20%	
EMI/RFI	FCCTitle 47 CFR, Part 15, Class B CAN ICES-005(B)	
Sound Rating	Class A	
Minimum Starting Temp	-30°C (-22°F)	

LCR4129FSE010MW		
	120V	277V
Max. Lumens	1272 @ 4000K	
Input Voltage	120-277V	
Input Frequency	50/60Hz	
Input Power	14.31W	14.39W
Input Current	0.120A	0.055A
Power Factor	>0.90	
THD	<20%	
EMI/RFI	FCCTitle 47 CFR, Part 15, Class B CAN ICES-005(B)	
Sound Rating	Class A	
Minimum Starting Temp	-30°C (-22°F)	

Tested in accordance with IES LM63. Field results may vary.