

Project		Catalog #		Type	
Prepared by		Notes		Date	



HALO

H36MR16RICAT

3" Shallow Recessed Low Voltage Remodeler Housing

3" LED MR16 Trims

10W Maximum

Typical Applications

Residential

Interactive Menu

- Order Information page 2
- Product Warranty

Product Certification



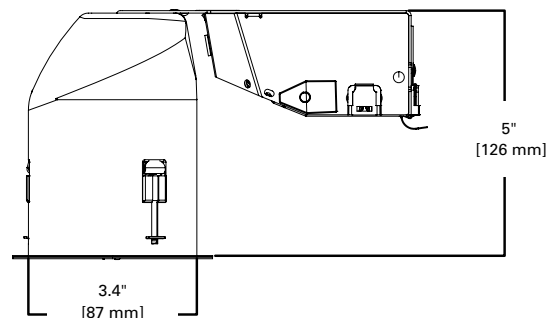
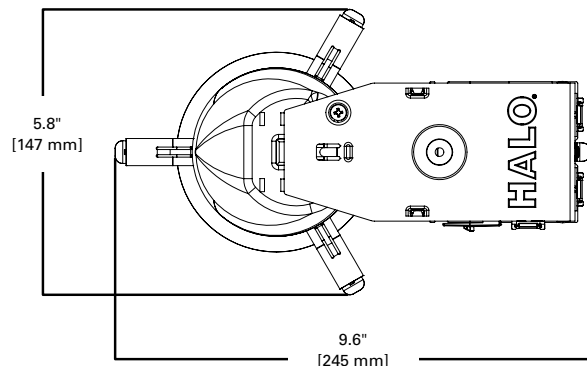
Product Features



Top Product Features

- Suitable for 2x6 residential framing or shallow plenum commercial construction
- Remodel housing design installs from below the finished ceiling
- Captive preinstalled mounting springs retain housing securely in ceiling
- AIR-TITE™; Thermally protected; For use in insulated and non-insulated ceilings
- Use with compatible HALO® trims and LED MR16 lamps (by others)


Dimensional and Mounting Details



Order Information

SAMPLE ORDER NUMBER: **H36MR16RICAT, 3001WHBB**

A complete luminaire consists of a housing, lamp (sold by others) and trim, order separately.



Housing

Trims

Housing	Trims
H36MR16RICAT = 3" shallow recessed low voltage remodeler housing, Gx5.3 base, 120/277V 60Hz	See below














Trims



Directional Open Trims

Directional Lens Trim

Lens Wall Wash Trims

Directional Open Trims	Directional Lens Trim	Lens Wall Wash Trims
 <p>3001 Round Pinhole Baffle, Open, 15° Tilt OD: 4-1/4" [108mm]</p> <p>3001WHBB=White with Black Baffle 3001BKBB=Black with Black Baffle 3001SNBB=Satin Nickel with Black Baffle 3001TBZBB=Tuscan Bronze with Black Baffle 3001WHWB=Tuscan Bronze with Black Baffle</p>	 <p>3009 Gimbal, Open, 35° Tilt OD: 4-1/4" [108mm]</p> <p>3009WHBB=White with Black Baffle 3009WHWB=White with White Baffle 3009BKBB=Black with Black Baffle 3009SNBB=Satin Nickel with Black Baffle 3009TBZBB=Tuscan Bronze with Black Baffle</p>	 <p>3007 Conical Reflector, Lens, 15° Tilt OD: 4-1/4" [108mm]</p> <p>3007WHC=White with Clear Reflector 3007PCC=Polished Chrome with Clear Reflector 3007SN=Satin Nickel with Satin Nickel Reflector 3007TBZ=Tuscan Bronze with Tuscan Bronze Reflector</p>
 <p>3002 Round Pinhole Reflector, Open, 15° Tilt OD: 4-1/4" [108mm]</p> <p>3002WHC=White with Clear Reflector</p>	 <p>3010 Super Adjustable, 80° Tilt OD: 4-1/4" [108mm]</p> <p>3010WH=White</p>	 <p>3020 Round Pinhole, Wall Wash OD: 4-1/4" [108mm]</p> <p>3020WW=White Downlight & Wall Wash with Integral Kick Reflector</p>
 <p>3003 Conical Baffle, Open, 35° Tilt OD: 4-1/4" [108mm]</p> <p>3003WHBB=White with Black Baffle 3003WHWB=White with White Baffle 3003BKBB=Black with Black Baffle 3003SNB=Satin Nickel with Satin Nickel Baffle 3003TBZB=Tuscan Bronze with Tuscan Bronze Baffle</p>	 <p>3011 Square Pinhole Baffle, Open, 15° Tilt OD: 4-1/4" [108mm]</p> <p>3011WHBB=White with Black Baffle 3011WHWB=White with White Baffle 3011BKBB=Black with Black Baffle 3011SNBB=Satin Nickel with Black Baffle 3011TBZBB=Tuscan Bronze with Black Baffle</p>	 <p>3012 Square Pinhole Baffle, Lens, 15° Tilt OD: 4-1/4" [108mm]</p> <p>3012WHBB=White with Black Baffle 3012WHWB=White with White Baffle 3012BKBB=Black with Black Baffle 3012SNBB=Satin Nickel with Black Baffle 3012TBZBB=Tuscan Bronze with Black Baffle</p>
 <p>3004 Conical Reflector, Open, 35° Tilt OD: 4-1/4" [108mm]</p> <p>3004WHC=White with Clear Reflector 3004SN=Satin Nickel with Satin Nickel Reflector 3004TBZ=Tuscan Bronze with Tuscan Bronze Reflector 3004WHH=White with Haze Reflector 3004WHW=White with White Reflector</p>	 <p>3013 Square Gimbal, Open, 35° Tilt OD: 4-1/4" [108mm]</p> <p>3013WH=White 3013BK=Black 3013SN=Satin Nickel 3013TBZ=Tuscan Bronze</p>	 <p>3022 Square Lens Wall Wash OD: 4-1/4" [108mm]</p> <p>3022WHBB=White with Black Baffle 3022WHWB=White with White Baffle</p>
 <p>3006 Slot Aperture, Open, 35° Tilt OD: 4-1/4" [108mm]</p> <p>3006WHBB=White with Black Baffle</p>		

Product Specifications

Housing

- Single wall deep drawn aluminum housing painted matte black for a visually dark interior
- Accommodates ceilings from 3/8" to 1-1/4" thick
- Shipped with overspray protector installed

Mounting Springs

- Captive preinstalled mounting springs retain housing securely in ceiling.
- Housing can be removed from below the ceiling for service or splice inspection

Gasket

- Closed cell gaskets achieve restrictive airflow requirements without additional gaskets or caulking

Junction Box

- Compact galvanized steel junction box with 10in³ internal volume
- Listed for (6) #12 AWG 90° C splice conductors
- Hinged door is retained and provides easy access to field wiring
- (3) 1/2" conduit pry-outs
- (3) Slide-N-Side™ non-metallic (NM) wire traps allows wiring outside the box
- Accepts 14-2, 14-3, 12-2, 12-3 U.S. and 14-2, 14-3, 12-2 Canadian NM cable
- Quick Connect™ remodel wiring tray holds (3) 4-port push wire nuts facilitating mains voltage connections

Step Down Transformer

- Low noise toroidal wound magnetic step-down transformer
- Thermally protected
- 120V 60Hz input provides 12V at 10W output

Socket

- Gx5.3 socket for bi-pin 12V LED MR16 lamps

Trims

- Compatible with a broad range of trim styles and optical distributions
- Friction blades hold trim tight to ceiling surface, gasket minimizes light leaks
- Use with full overlap or die cast flange styles

Code Compliance

- Type IC thermally protected, suitable for direct contact to air permeable insulation and cULus listed for damp locations
- Not for use in direct contact with spray foam insulation, consult NEMA LSD57-2013
- Wet location listed in covered ceilings and IP44 certified with select lens trims
- Airtight per ASTM-E283
- Can be used for State of California Title 24 high efficacy luminaire compliance with designated trims and CA JA8-2016-E or JA8-2019-E labeled lamps
- Suitable for use in clothes closets when installed in accordance with the NEC 410.16 spacing requirements
- Contains no mercury or lead and RoHS compliant

Warranty

- One-year limited warranty, consult website for details www.cooperlighting.com/legal