

HALO OUTDOOR™

DESCRIPTION

The Halo LED area and wall light with twist lock photocontrol incorporates sustainable LED technology into a reliable dusk-to-dawn security solution. This fixture provides area coverage equivalent to 150W metal halide or 175W mercury vapor, while achieving substantial energy and maintenance savings.

Catalog #		Type
Project		
Comments		Date
Prepared by		

SPECIFICATION FEATURES

Construction

- Durable die-cast aluminum housing suitable for wet locations
- UV stable acrylic lens
- Open lens design eliminates collection of debris
- Available in bronze or gray powder coat finish
- Suitable for wall or pole mount
- Fits 1-5/8" EA24 pole mounting arm (available separately)

Electrical

- Maintenance-free LEDs with L70 50,000 hours of life
- Fixture operating temperature range from -30°C to 40°C
- 12,000 cycle NEMA twist lock photocontrol included
- Electrical operating voltage 120-277V 60Hz
- cULus listed for wet locations
- External supply wiring 75°C minimum

Optics

- Patented precision over-optics for maximum efficiency and area light coverage
- 5000K CCT perfect for security applications

Warranty

- 5 year limited warranty

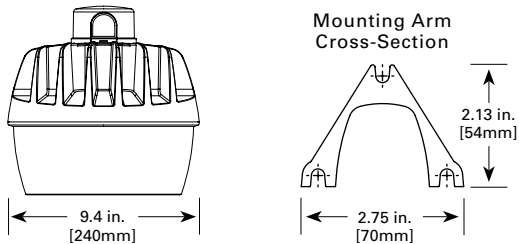


AL5550LPC LED Area and Wall Light

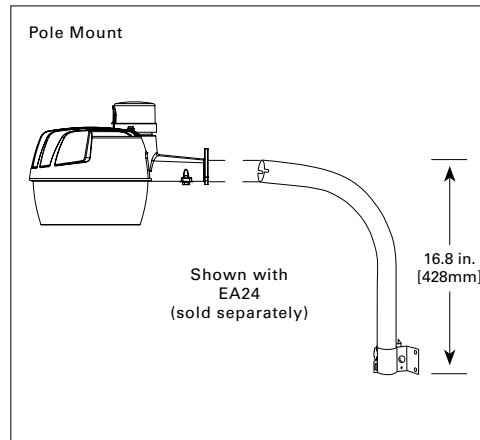
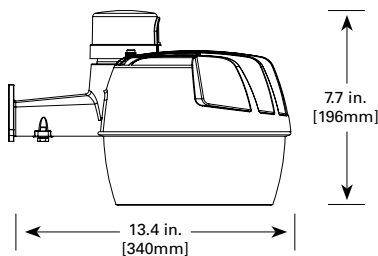
Twist Lock Photocontrol
Wall or Pole Mount

DIMENSIONS

Front View



Side View



ORDERING INFORMATION

Model	Finish
AL5550LPCGY	Gray
AL5550LPCBZ	Bronze

Accessories¹

EA24 = Mounting arm for pole mount

Notes: ¹ Order as separate line item.

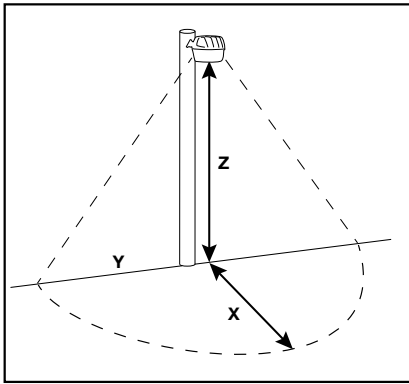
CERTIFICATION DATA

cULus Wet Location Listed

TECHNICAL DATA

-30°C to 40°C Temperature Rating
External Supply Wiring 75°C Minimum

PHOTOMETRICS



Minimum Footcandles (FC)		0.50 FC								0.35 FC	
Mounting Height (Z)		8'		12'		16'		20'		25'	
Catalog Number	Lumens	X	Y	X	Y	X	Y	X	Y	X	Y
AL5550LPC	5500	25'	50'	31'	62'	36'	72'	40'	80'	48'	96'

X = Forward Throw
Y = Wall Spread
Z = Mounting Heights

Notes:
Forward throw X = 1/2 Y for wall-mount applications only
See IES files for detailed photometry

TECHNICAL INFORMATION

Series	Voltage (V)	Power (W)	Delivered Lumens	Efficacy (Lum/Watt)	LED Color Temperature (K)	CRI	Photocontrol Options
AL5550LPC	120-277	53.3	5500	103.2	5000K	73	Twist Lock
Accessories: EA24 = Mounting Arm for pole mount (sold separately)							
SL3120 = NEMA Twist Lock photocontrol (sold separately)							