

DESCRIPTION

The Halo AL4850 LED bronze area light provides superior performance with the added feature of minimal uplight (wasted light in the sky). Using state of the art technology, the AL4850 removes the need for a drop lens, while still maintaining broad area coverage. Rugged construction includes a dusk to dawn photocontrol for night-time ON and daytime OFF functionality, which provides a reliable security solution. The AL4850 is perfect for illuminating large areas like barns, side roads, pathways, or security lighting.

Catalog #		Type
Project		
Comments		Date
Prepared by		

SPECIFICATION FEATURES

Construction

- Durable die-cast aluminum housing suitable for wet locations
- UV stable acrylic lens
- Available in bronze or gray powder coat finish
- Suitable for wall or pole mount
- Fits 1-5/8" EA24 pole mounting arm (available separately)

Electrical

- Maintenance-free LEDs with L70 50,000 hours of life
- Fixture operating temperature range from -30°C to 40°C
- 6,000 cycle integrated photocontrol
- Electrical operating voltage 120V 60Hz
- cULus listed for wet locations
- External supply wiring 75°C minimum

Optics

- Precision over-optics for maximum efficiency and area light coverage
- 5000K CCT perfect for security applications
- Cut off lens design provides minimal uplight

Warranty

- 5 year limited warranty

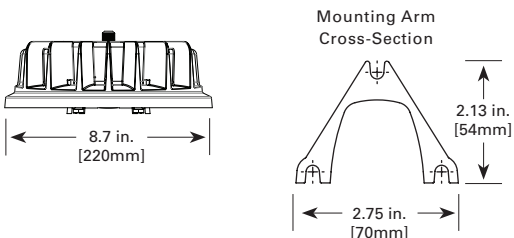


AL4850 LED Site and Area Light

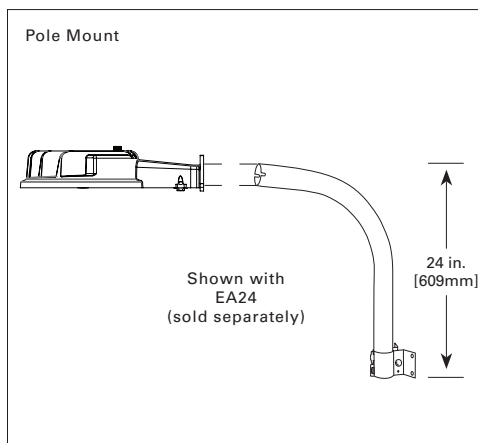
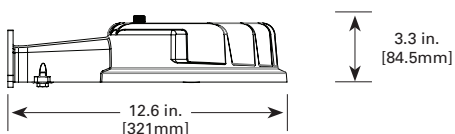
**Integrated Photocontrol
Wall or Pole Mount**

DIMENSIONS

Front View



Side View



ORDERING INFORMATION

Model	Finish
AL4850LPCGY	Gray
AL4850LPCBZ	Bronze

Accessories¹

EA24 = Mounting arm for pole mount

Notes: ¹Order as separate line item.

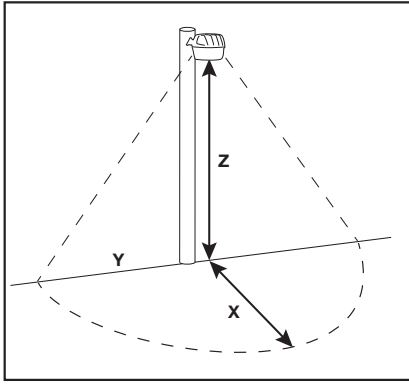
CERTIFICATION DATA

cULus Wet Location Listed

TECHNICAL DATA

-30°C to 40°C Temperature Rating
External Supply Wiring 75°C Minimum
Wall and Pole Mount

PHOTOMETRICS



Minimum Footcandles (FC)		0.50 FC						0.20 FC	
Mounting Height (Z)		8'		12'		16'		20'	
Catalog Number	Lumens	X	Y	X	Y	X	Y	X	Y
AL4850	5444	25'	25'	32'	32'	37'	37'	52'	52'

X = Forward Throw
Y = Wall Spread
Z = Mounting Heights

Notes:
Forward throw X = 1/2 Y for wall-mount applications only
See IES files for detailed photometry

TECHNICAL INFORMATION

Series	Voltage (V)	Power (W)	Delivered Lumens	Efficacy (Lum/Watt)	LED Color Temperature (K)	CRI	Photocontrol Options
AL4850	120	41.5	5444	131.2	5000K	72	Integrated